



US00D836159S

(12) **United States Design Patent** (10) **Patent No.:** **US D836,159 S**
Sato (45) **Date of Patent:** **** Dec. 18, 2018**

(54) **LIGHT SHIELD**

(71) Applicant: **SONY INTERACTIVE ENTERTAINMENT INC.**, Tokyo (JP)

(72) Inventor: **Fumihiko Sato**, Tokyo (JP)

(73) Assignee: **SONY INTERACTIVE ENTERTAINMENT INC.**, Tokyo (JP)

(**) Term: **15 Years**

(21) Appl. No.: **29/582,211**

(22) Filed: **Oct. 26, 2016**

(30) **Foreign Application Priority Data**

Apr. 27, 2016 (JP) 2016-009334

(51) **LOC (11) Cl.** **16-06**

(52) **U.S. Cl.**
USPC **D16/330**

(58) **Field of Classification Search**

USPC D16/101, 300-342, 900; D29/109-110;
D21/483, 659-661; D14/372; 351/41,
351/44, 45-48, 51-52, 62, 158, 92,
351/103-123, 140-153, 63, 59; 2/13, 15,
2/426-432, 447-449, 441, 434-437;
D15/122; D18/50; D22/115, 116
CPC G02C 2200/08; G02C 1/06; G02C 5/14;
G02C 11/02; G02C 11/04; G02C 5/16;
G02C 2200/22; G02C 5/146; G02C
5/2254; G02C 5/008; G01C 5/16; A61M
2021/0044; A63B 33/002

See application file for complete search history.

(56) **References Cited**

U.S. PATENT DOCUMENTS

D358,150 S * 5/1995 Lewis, Jr. D14/205
D374,025 S * 9/1996 Canavan D16/326
D378,847 S * 4/1997 Ey D22/112
D701,206 S * 3/2014 Luckey D14/372
D719,953 S * 12/2014 Nokuo D14/372
D727,318 S * 4/2015 Garcia Marin D14/372

D738,374 S * 9/2015 Luckey D14/372
D749,583 S * 2/2016 Luckey D14/372
D751,072 S * 3/2016 Lyons D14/372

(Continued)

OTHER PUBLICATIONS

Hyperkin Light Shield PS VR, announced Aug. 19, 2017, [online], [site visited Feb. 8, 2018]. Available from Internet, <URL: https://www.amazon.com/Hyperkin-Replacement-Light-Shield-playstation-4/dp/B07645VNXW/ref=sr_1_1?s=videogames&ie=UTF8&qid=1516123074&sr=1-1&keywords=Replacement+Light+Shield+for+VR> (Year: 2017).*

Primary Examiner — Michelle E. Wilson

Assistant Examiner — Sanjeev Paul

(74) Attorney, Agent, or Firm — Young & Thompson

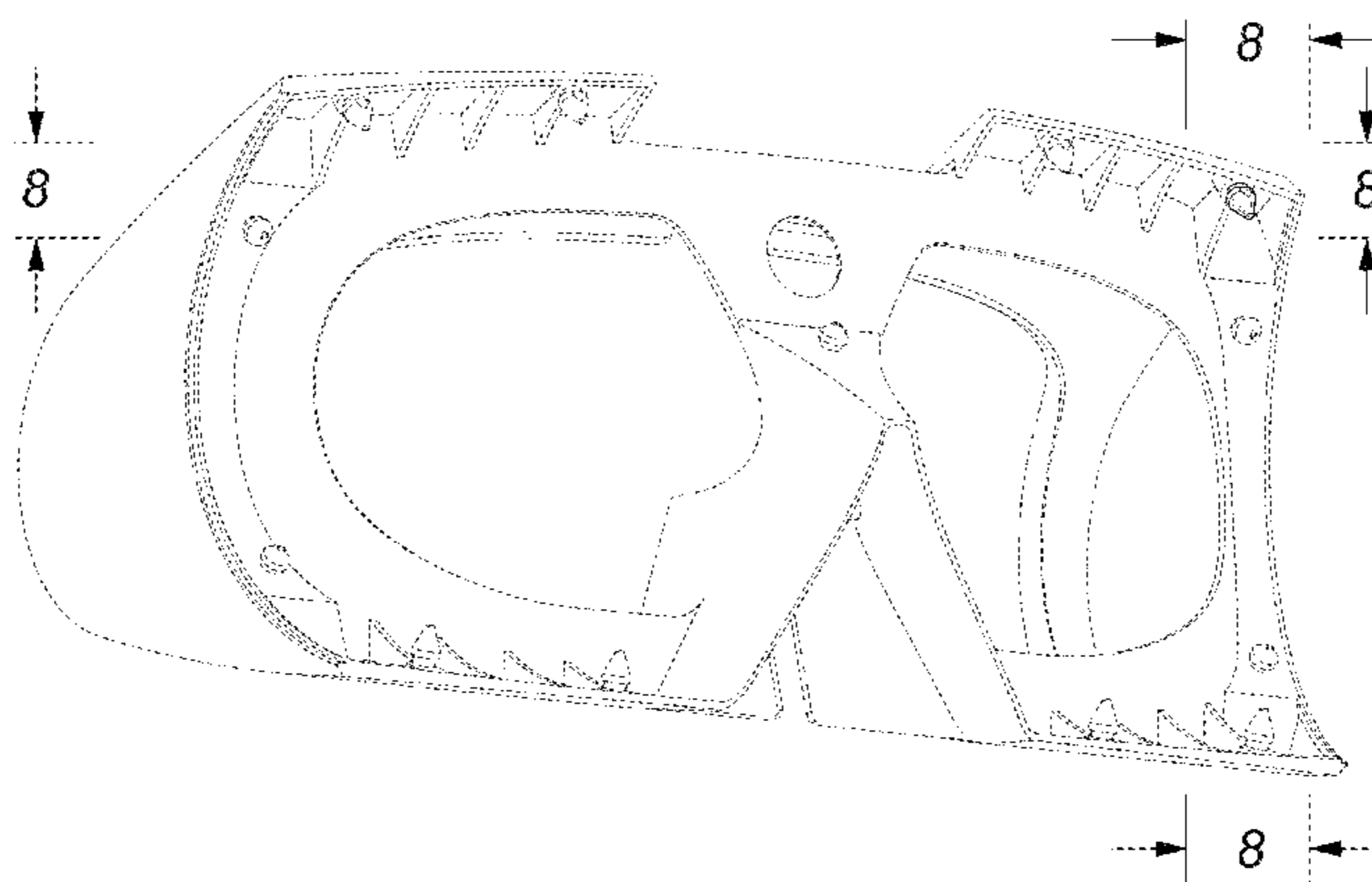
(57) **CLAIM**

The ornamental design for a light shield, as shown and described.

DESCRIPTION

FIG. 1 is a perspective view of rear, right side of the light shield showing my new design;
FIG. 2 is a front view thereof;
FIG. 3 is a rear view thereof;
FIG. 4 is a left side view thereof;
FIG. 5 is a right side view thereof;
FIG. 6 is a top view thereof;
FIG. 7 is a bottom view thereof;
FIG. 8 is a partially enlarged view at 8-8 in FIG. 1 thereof; and,
FIG. 9 is a perspective view showing use state that the light shield is equipped with the display device thereof.
The broken lines shown in FIGS. 1-8 of the drawings are included for the purpose of illustrating unclaimed portions of the light shield and form no part of the claimed design. The broken lines shown in FIG. 9 are included for the purpose of illustrating environmental subject matter and form no part of the claimed design.

1 Claim, 8 Drawing Sheets



(56)

References Cited

U.S. PATENT DOCUMENTS

D753,258	S	*	4/2016	Arnedo Vera	D22/116
D755,789	S	*	5/2016	Lyons	D14/372
D759,654	S	*	6/2016	Sullivan	D14/372
D764,466	S	*	8/2016	Kim	D14/372
D765,074	S	*	8/2016	Katopis	D14/372
D773,460	S	*	12/2016	Yang	D14/372
D791,126	S	*	7/2017	Sullivan	D14/372
D791,129	S	*	7/2017	Sullivan	D14/372
D792,399	S	*	7/2017	Thomas	D14/372
D792,400	S	*	7/2017	Osterhout	D14/372
9,703,103	B2	*	7/2017	Araki	G02B 27/028
D798,863	S	*	10/2017	Li	D14/372
D799,482	S	*	10/2017	Thomas	D14/372
D800,116	S	*	10/2017	Yee	D14/372
D800,117	S	*	10/2017	Yee	D14/372
D801,969	S	*	11/2017	Yee	D14/372
D801,970	S	*	11/2017	Sullivan	D14/372
D807,354	S	*	1/2018	Yee	D14/372

* cited by examiner

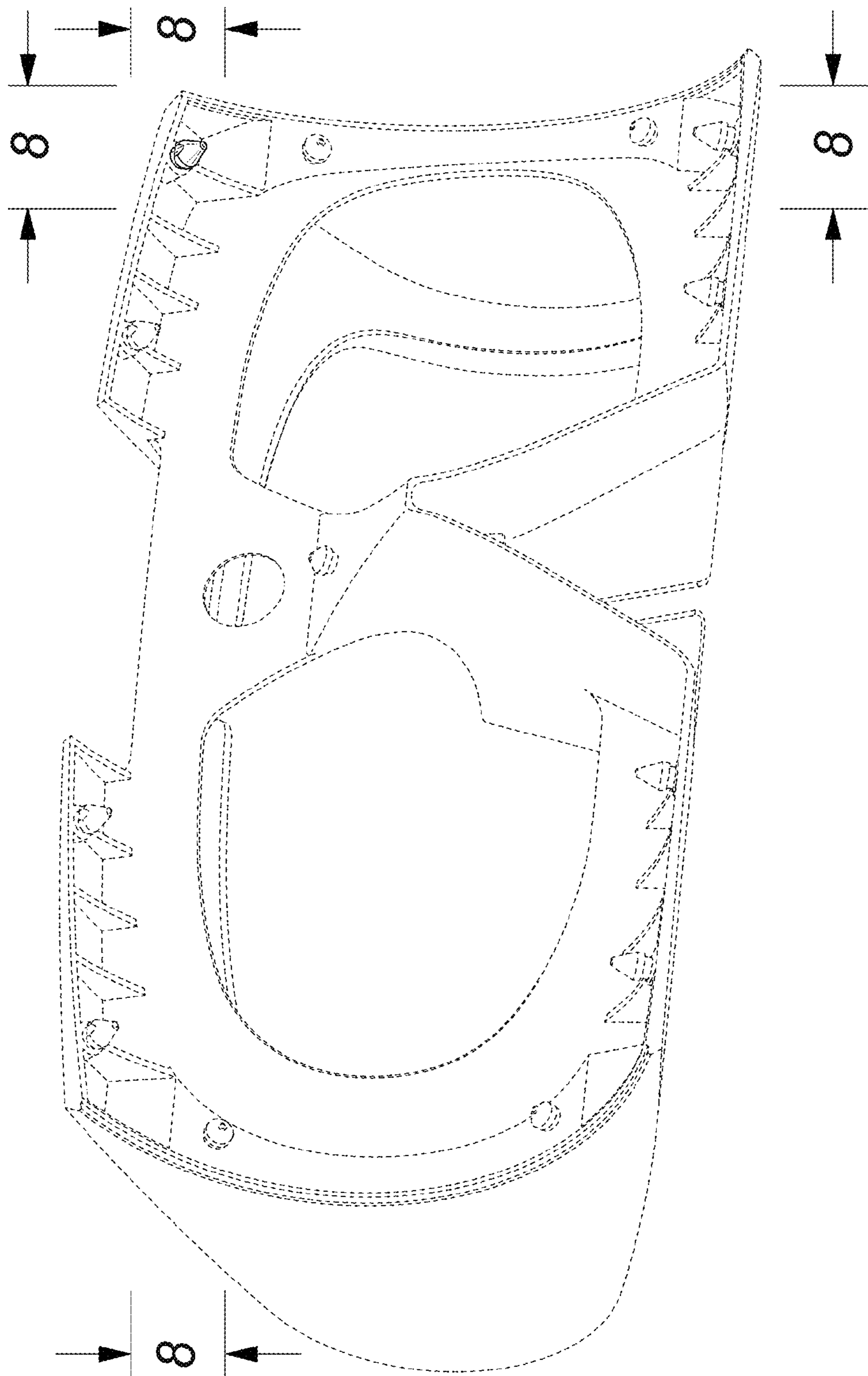


FIG. 1

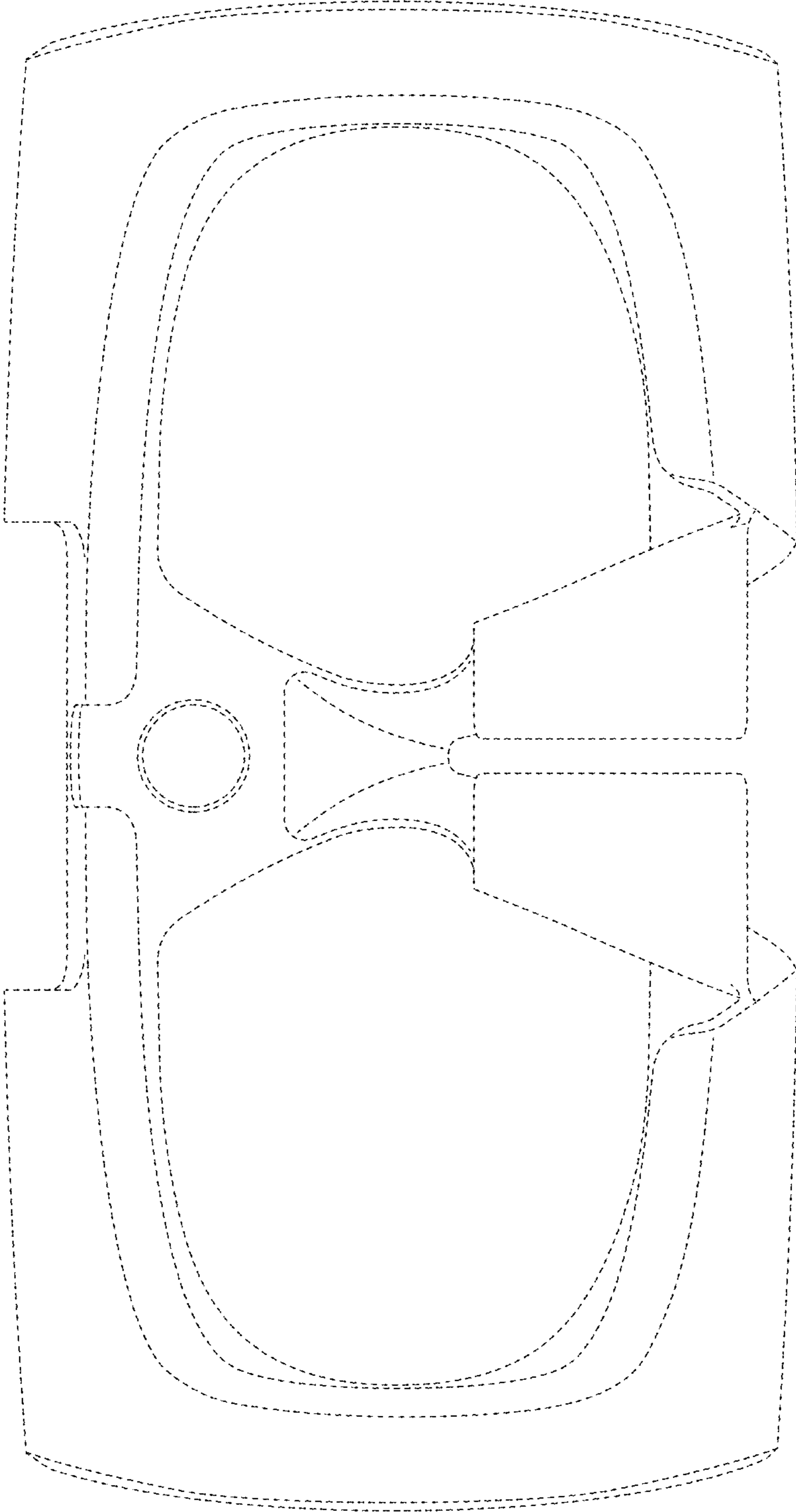


FIG. 2

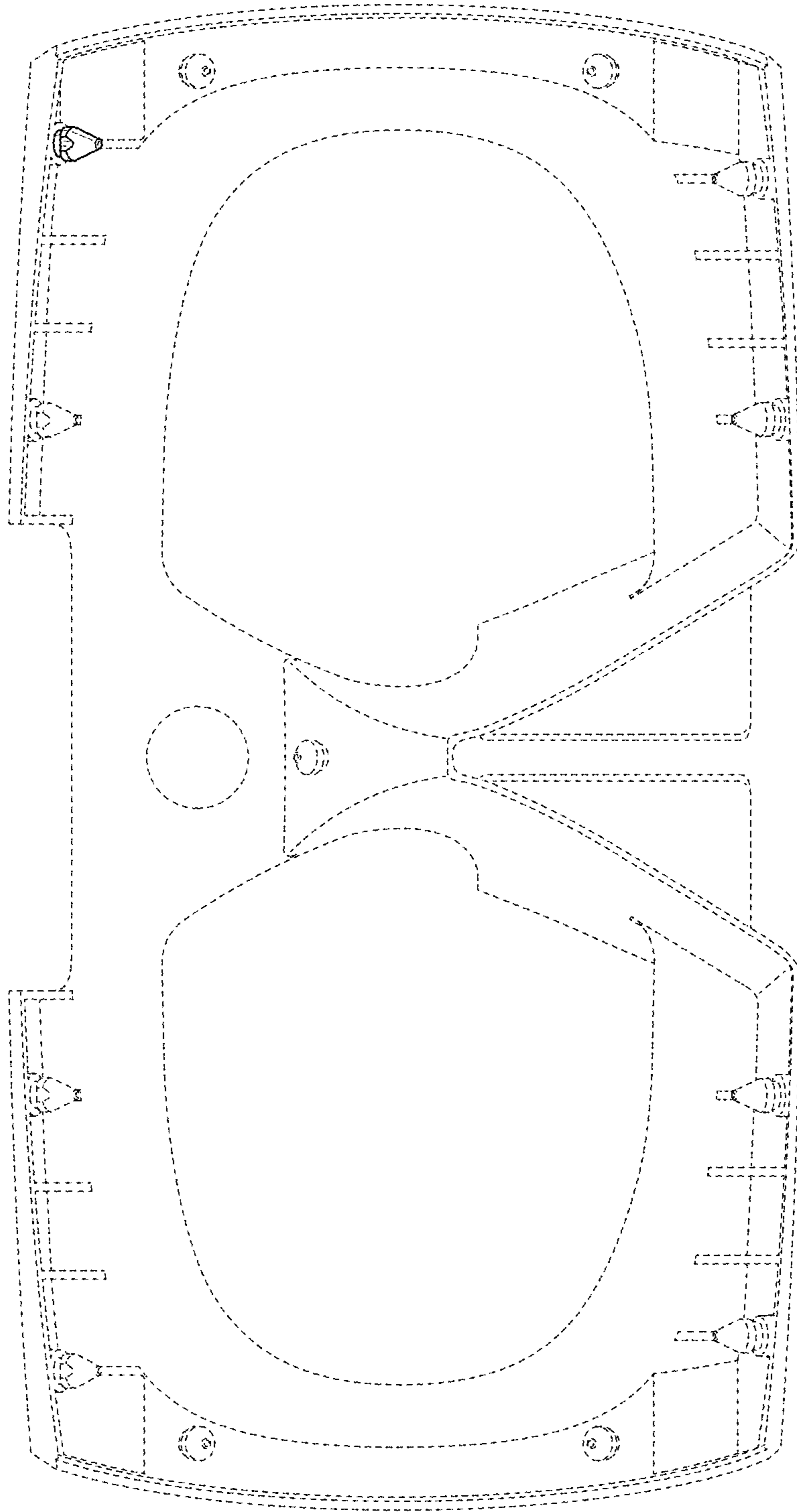


FIG. 3

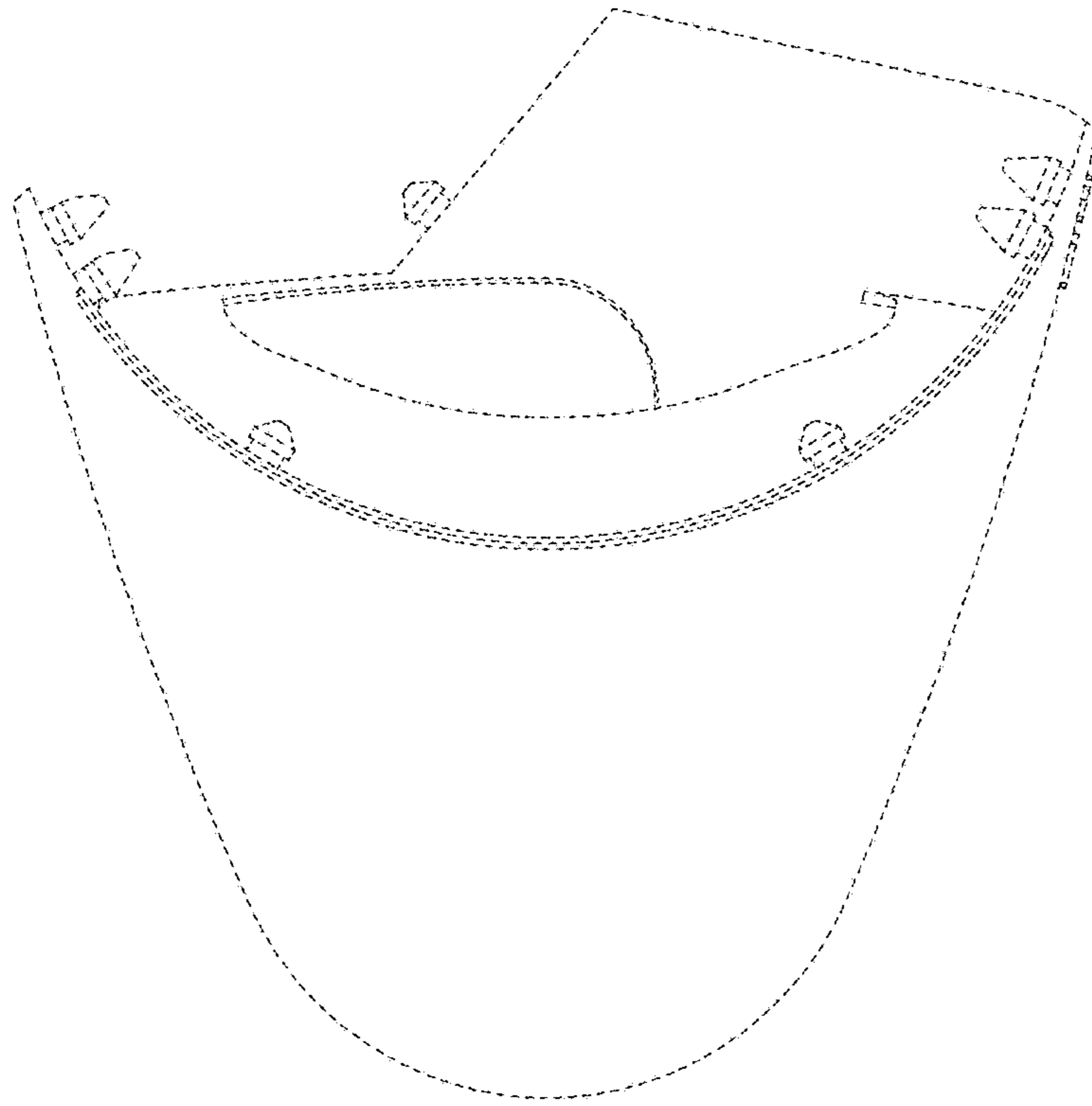


FIG. 4

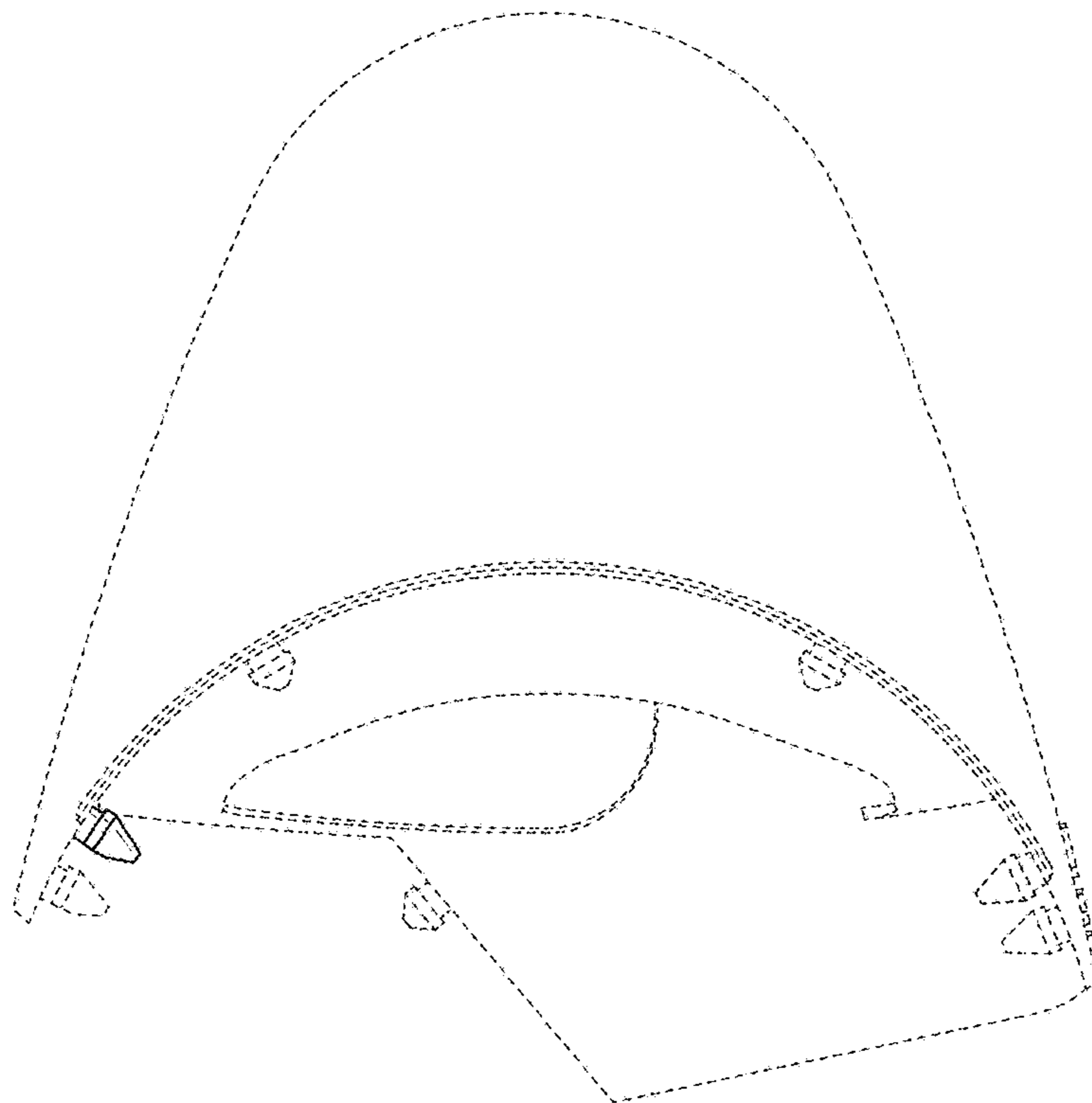


FIG. 5

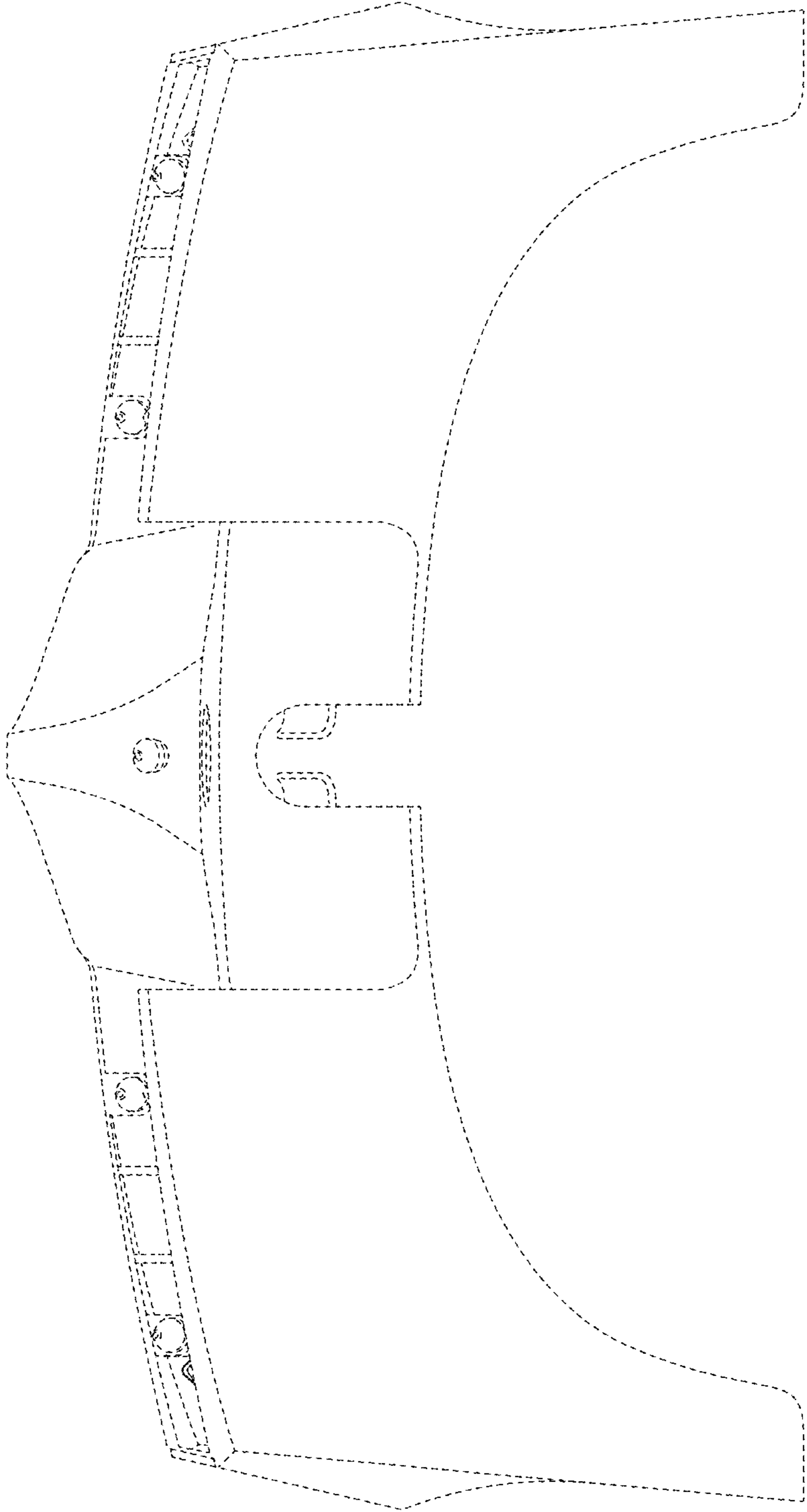


FIG. 6

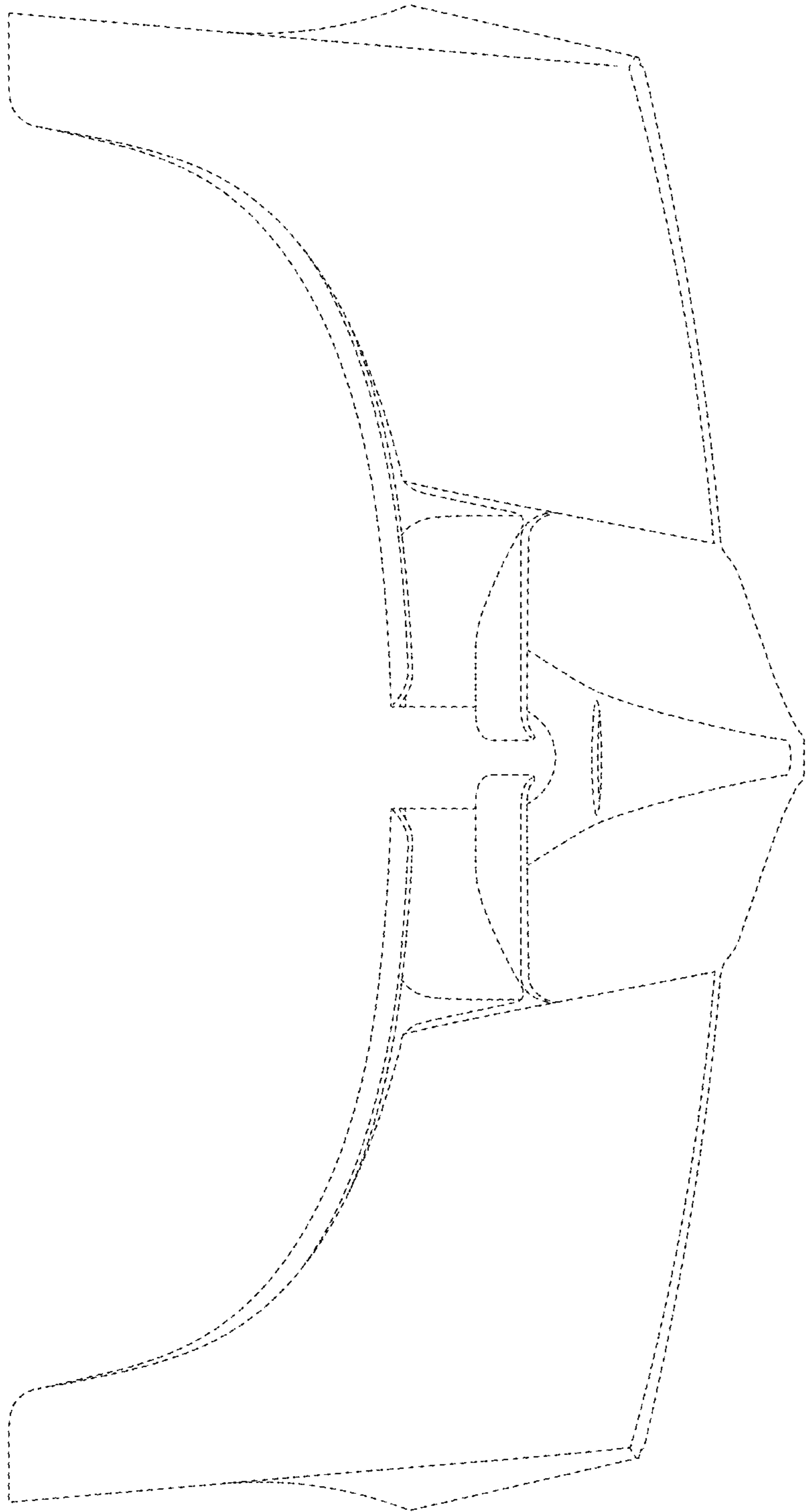


FIG. 7

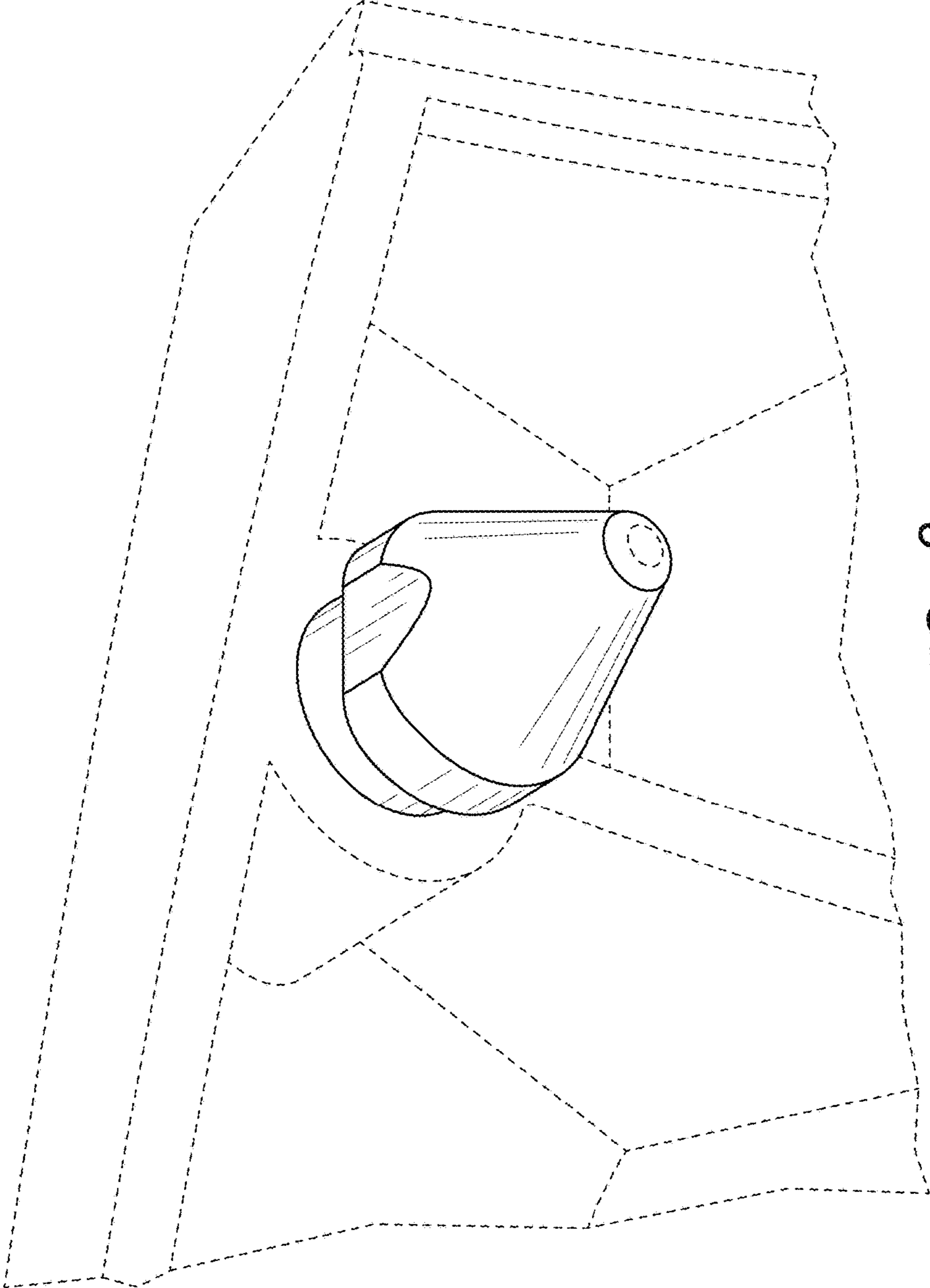


FIG. 8

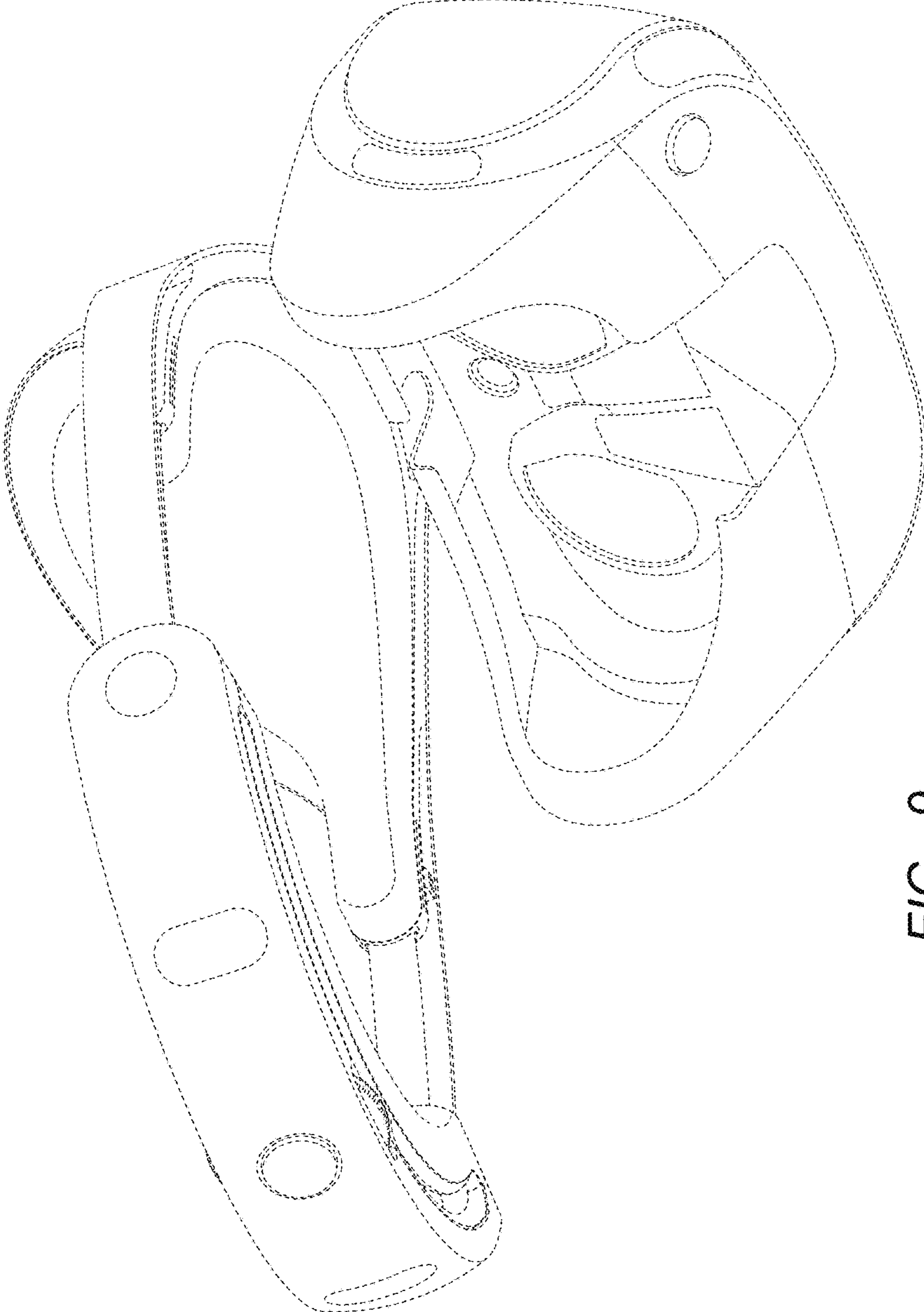


FIG. 9