US00D836144S

(12) United States Design Patent

Tanimura et al.

(10) Patent No.: US D836,144 S
(45) Date of Patent: ** Dec. 18, 2018

(54) **SEPARATOR FOR A BALL BEARING**

(71) Applicant: **NTN CORPORATION**, Osaka (JP)

(72) Inventors: **Hiroki Tanimura**, Kuwana (JP); **Hideyuki Mitani**, Kuwana (JP)

(73) Assignee: **NTN CORPORATION**, Osaka (JP)

(**) Term: **15 Years**

(21) Appl. No.: **29/574,512**

(22) Filed: **Aug. 16, 2016**

(30) **Foreign Application Priority Data**

Feb. 25, 2016 (JP) 2016-004049
Feb. 25, 2016 (JP) 2016-004050

(51) **LOC (11) Cl.** **15-09**

(52) **U.S. Cl.**
USPC **D15/143**

(58) **Field of Classification Search**
USPC D8/300, 339, 349, 354, 356, 373, 375, D8/382, 499; D15/127, 128, 135, 136, D15/138, 143; D21/398, 414, 420, 436, D21/437, 441, 443, 449, 453, 455, 461, D21/469, 470, 471, 472, 473, 478, 480
CPC F16C 33/00; F16C 33/30; F16C 33/38; F16C 33/41; F16C 33/412; F16C 33/414; F16C 33/146
See application file for complete search history.

(56) **References Cited**

U.S. PATENT DOCUMENTS

4,019,790 A * 4/1977 Earsley F16C 33/416 384/526
4,902,145 A * 2/1990 Johnson F16C 33/3875 384/470
D433,719 S * 11/2000 Hutchings D21/443
6,173,824 B1 * 1/2001 Roberts ..... F16D 41/12 192/110 B
D468,778 S * 1/2003 Manville D21/489
D469,821 S * 2/2003 Manville D21/488
D472,282 S * 3/2003 Manville D21/490
D487,390 S * 3/2004 Tanaka D8/354
7,568,874 B2 * 8/2009 Riedel F16B 23/0061 411/435

(Continued)

FOREIGN PATENT DOCUMENTS

DE 102009052189 A1 * 5/2011 ..... F16C 33/49
JP 2003-222139 8/2003

(Continued)

OTHER PUBLICATIONS

PatRoller Ball, posted on pattakon.com, no posted date given, no production date given, [online], [site visited Aug. 28, 2017], Available from Internet, <URL: http://www.pattakon.com/pattakonPatRoller.htm>.*

(Continued)

Primary Examiner — Garth Rademaker
Assistant Examiner — Fritzgerald L Butac

(57) **CLAIM**

The ornamental design for a separator for a ball bearing, as shown and described.

DESCRIPTION

FIG. **1** is a front elevational view of a separator for a ball bearing according to our new design, the rear elevational view being a mirror image of that shown;
FIG. **2** is a left side elevational view thereof, the right side view being a mirror image of that shown;
FIG. **3** is a top plan view thereof, the bottom plan view being a mirror image of that shown;
FIG. **4** is a longitudinal sectional view taken along line **4-4** in FIG. **1**; and,
FIG. **5** is a perspective view thereof.

1 Claim, 5 Drawing Sheets

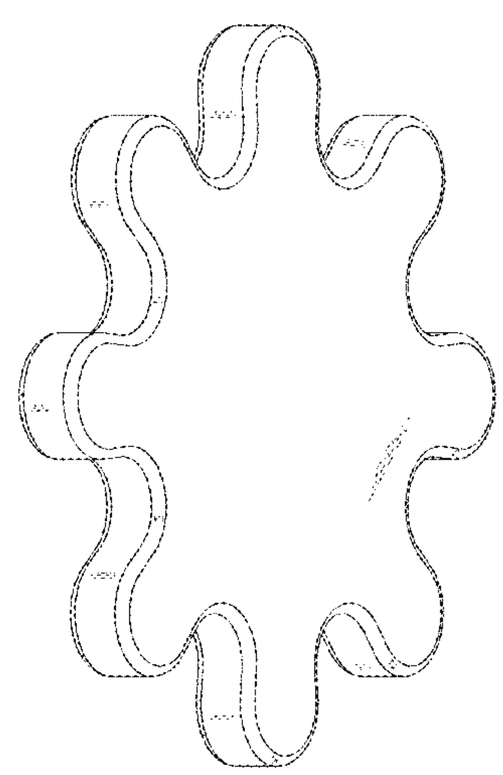

(56) **References Cited**

U.S. PATENT DOCUMENTS

D690,961	S	*	10/2013	Chou	D6/580
D693,887	S	*	11/2013	Smith	D21/443
D695,994	S	*	12/2013	Meyer-Hawkes	D1/130
D727,322	S	*	4/2015	Georgiou	D14/388
D779,776	S	*	2/2017	Petersen	D1/120
D791,839	S	*	7/2017	Fox	D15/5
2017/0074322	A1	*	3/2017	Pattakos	F16C 33/3713

FOREIGN PATENT DOCUMENTS

JP	2007078078	A	*	3/2007	F16C 33/41
JP	4135249	B2	*	8/2008	F16C 19/10
JP	D1548722			5/2016	
JP	D1548723			5/2016	
JP	WO 2017061417	A1	*	4/2017	F16C 19/16
JP	WO 2017061418	A1	*	4/2017	F16C 19/16

OTHER PUBLICATIONS

Handwheel-Aluminum-For Sherwood GV Valves, posted on gascylindersource.com, no posted date given, no production date given, [online], [site visited Aug. 28, 2017], Available from Internet, <URL: https://gascylindersource.com/shop/regulators-parts/handwheels/aluminum-sherwood-gv-valve-handwheel/>.*

Gas Cylinder Valve Handwheel, posted on alibaba.com, no posted date given, no production date given, [online], [site visited Aug. 28, 2017], Available from Internet, <URL: https://www.alibaba.com/product-detail/Gas-Cylinder-Valve-Handwheel_50001092729.html>.*

Vacuum angle valve for high vacuum block valve, posted on yoycart.com, Copyright 2009-2013, [online], [site visited Aug. 28, 2017], Available from Internet, <URL: https://www.yoycart.com/Product/40423384504/>.*

Japanese Office Action dated Aug. 30, 2016 in corresponding Japanese Patent Application No. 2016-004049.

Japanese Office Action dated Aug. 30, 2016 in corresponding Japanese Patent Application No. 2016-004050.

U.S. Appl. No. 29/565,402, filed May 20, 2016, Tanimura et al., NTN Corporation.

U.S. Appl. No. 29/565,414, filed May 20, 2016, Tanimura et al., NTN Corporation.

* cited by examiner

Fig. 1



Fig. 2

Fig. 3



Fig. 4


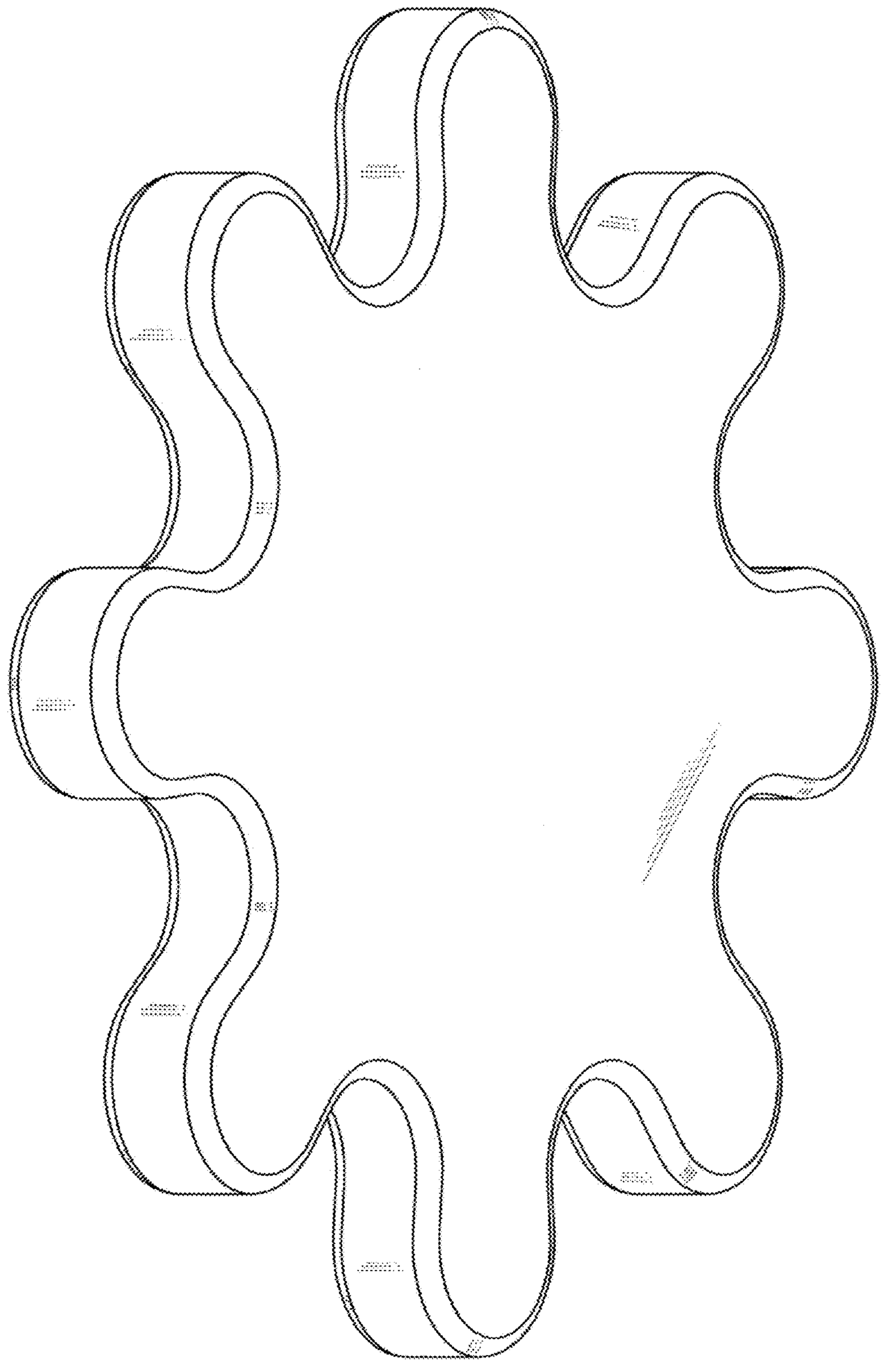
Fig. 5