



US00D836099S

(12) **United States Design Patent** (10) **Patent No.:** **US D836,099 S**  
**Väänänen** (45) **Date of Patent:** **\*\* Dec. 18, 2018**

(54) **FEEDBACK STATION**  
(71) Applicant: **HappyOrNot Oy**, Tampere (FI)  
(72) Inventor: **Heikki Väänänen**, Tampere (FI)  
(73) Assignee: **HAPPYORNOT OY**, Tampere (FI)  
(\*\*) Term: **15 Years**  
(21) Appl. No.: **29/627,670**  
(22) Filed: **Nov. 29, 2017**

D628,742 S \* 12/2010 Hsu ..... D14/307  
D661,291 S \* 6/2012 Renukanand ..... D14/307  
D698,777 S \* 2/2014 Vaananen ..... D14/307  
D721,696 S \* 1/2015 Birgeoglu ..... D14/307  
D722,313 S \* 2/2015 Birgeoglu ..... D14/307  
D723,025 S \* 2/2015 Birgeoglu ..... D14/307  
D723,026 S \* 2/2015 Birgeoglu ..... D14/307  
D734,315 S \* 7/2015 Masuda ..... D14/307  
D788,098 S \* 5/2017 Thornton ..... D14/307  
D792,388 S \* 7/2017 Taylor ..... D14/307  
D795,242 S \* 8/2017 Birgeoglu ..... D14/307  
D795,858 S \* 8/2017 Iulita ..... D14/307

\* cited by examiner

(30) **Foreign Application Priority Data**  
Jul. 21, 2017 (EM) ..... 004115137-0002

*Primary Examiner* — Austin Murphy  
(74) *Attorney, Agent, or Firm* — Jacobson Holman, PLLC.

(51) **LOC (11) Cl.** ..... **14-02**  
(52) **U.S. Cl.**  
USPC ..... **D14/307**  
(58) **Field of Classification Search**  
USPC ..... D14/167, 154, 168, 188, 496, 156, 160,  
D14/161, 162, 163, 164, 165, 158, 253,  
D14/192, 159, 155, 138 AB, 137, 104.1,  
D14/307; 455/351, 350, 353; D10/104,  
D10/106, 65, 78; 340/573.4, 573.1  
CPC ..... G08B 13/1672; G08B 13/19645; G08B  
25/006; H04M 11/04  
See application file for complete search history.

(57) **CLAIM**

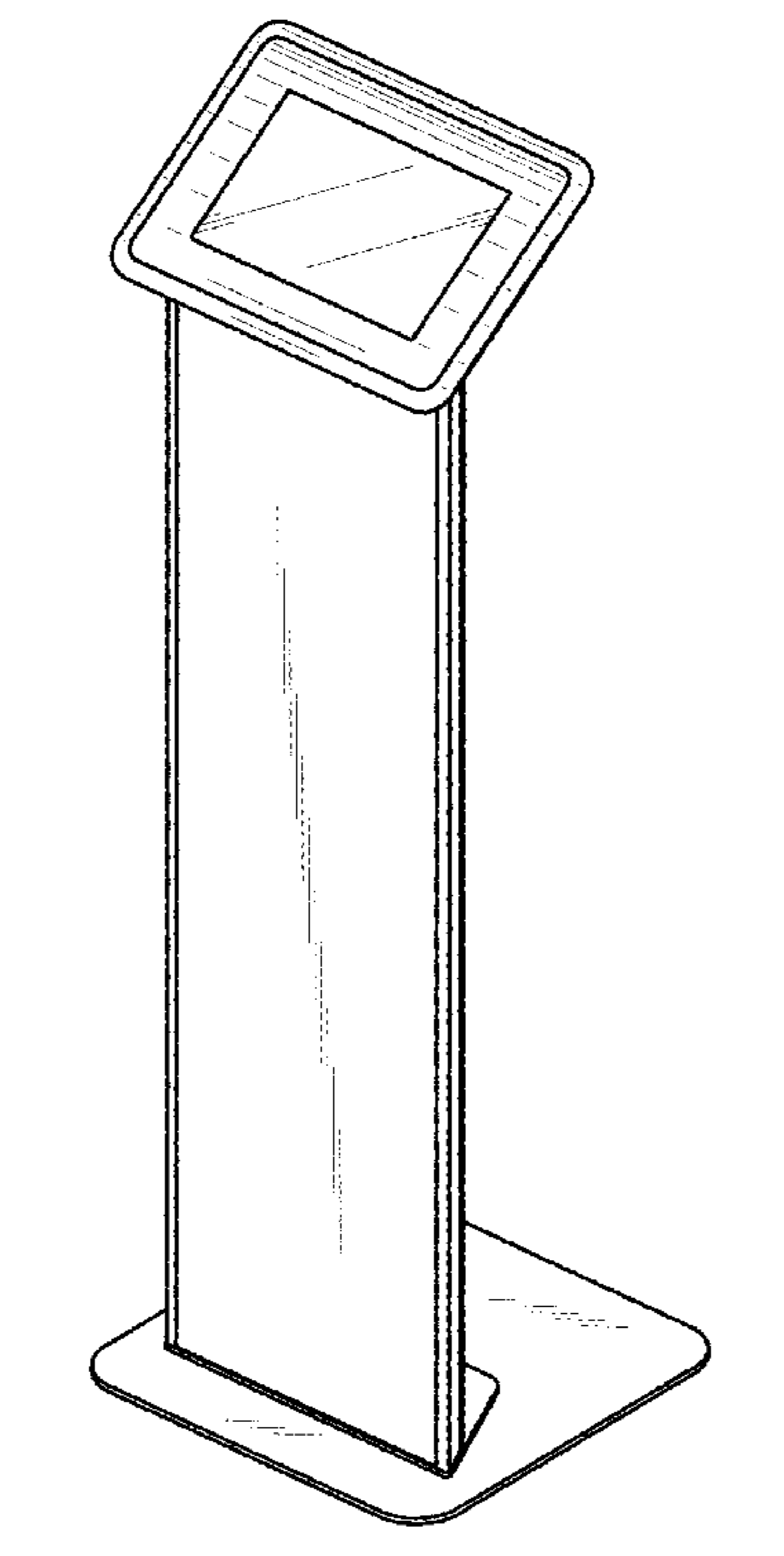
I claim the ornamental design for a feedback station, as shown and described.

**DESCRIPTION**

FIG. 1 is a front perspective view of a feedback station embodying my design;  
FIG. 2 is a front elevational view of FIG. 1;  
FIG. 3 is a rear elevational view of FIG. 1;  
FIG. 4 is a right side elevational view of FIG. 1;  
FIG. 5 is a left side elevational view of FIG. 1;  
FIG. 6 is an exploded top plan view of FIG. 1; and,  
FIG. 7 is a bottom view of FIG. 1.

(56) **References Cited**  
U.S. PATENT DOCUMENTS  
D550,663 S \* 9/2007 Olea ..... D14/302  
D587,699 S \* 3/2009 Corti ..... D14/307

**1 Claim, 5 Drawing Sheets**






FIG. 1

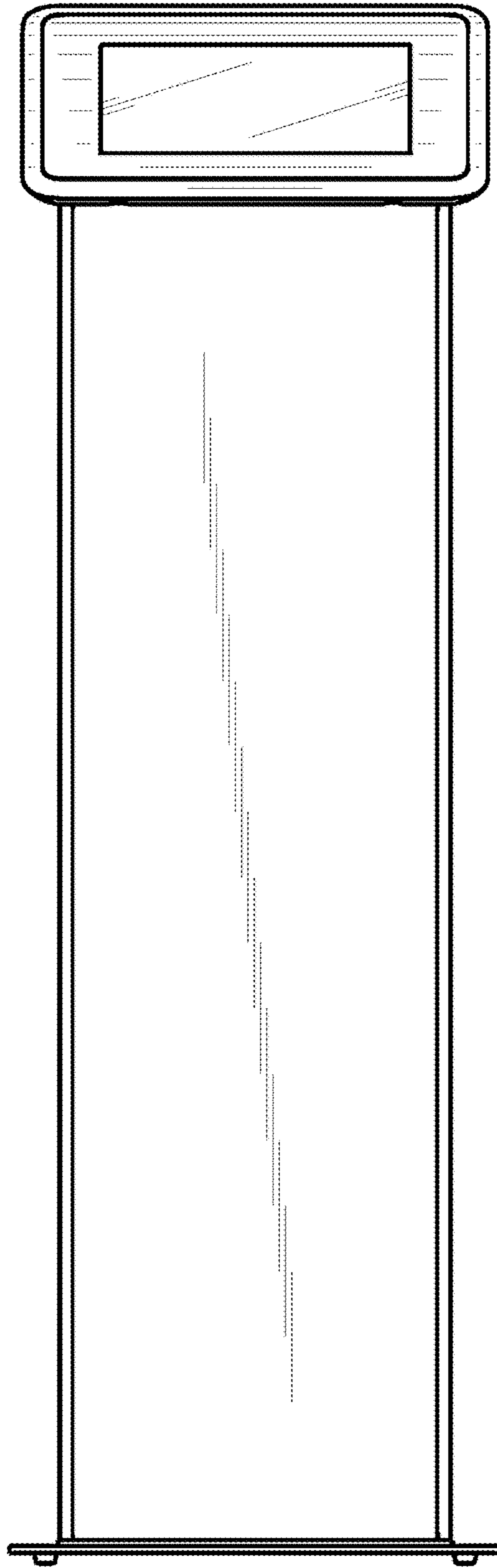


FIG. 2

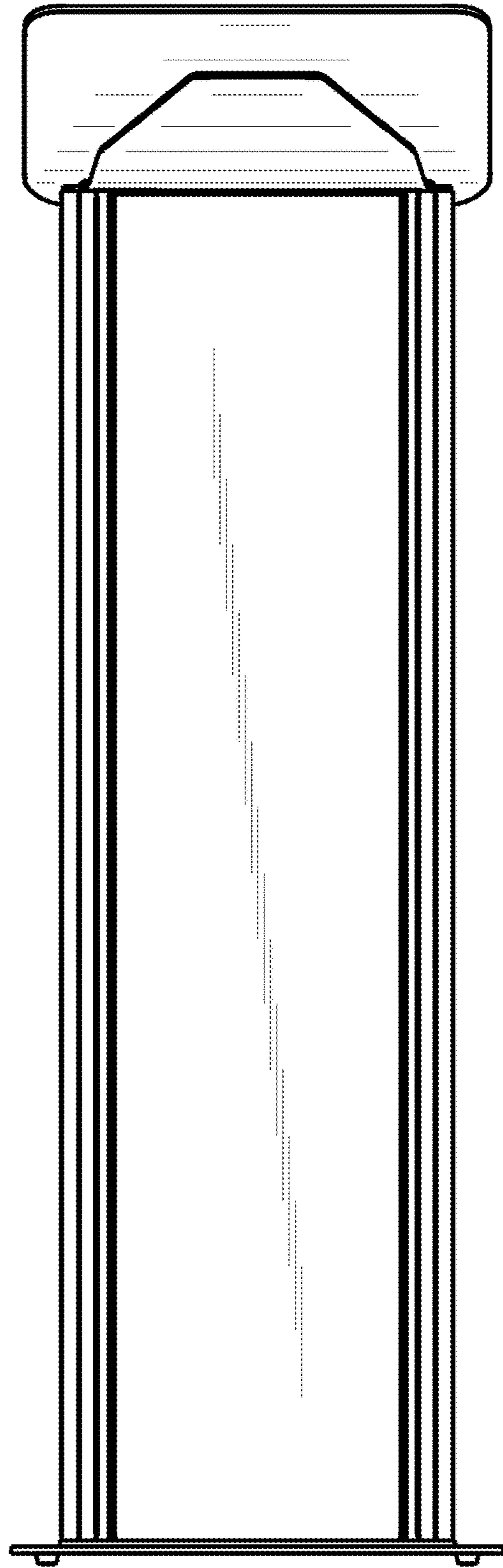


FIG. 3

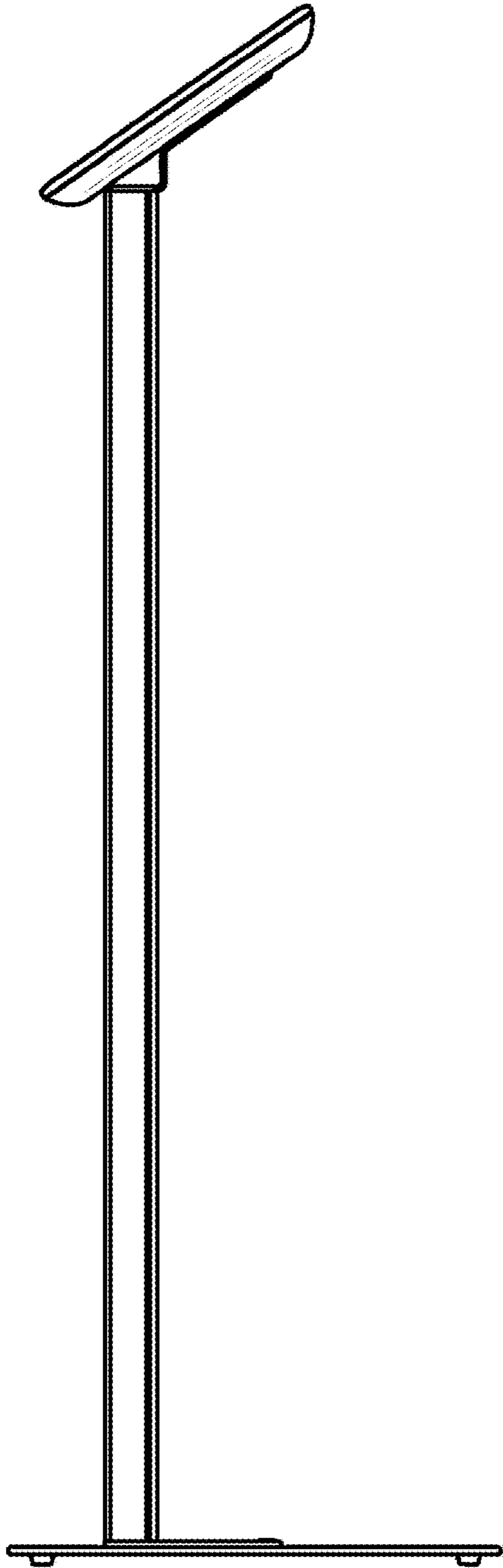


FIG. 4

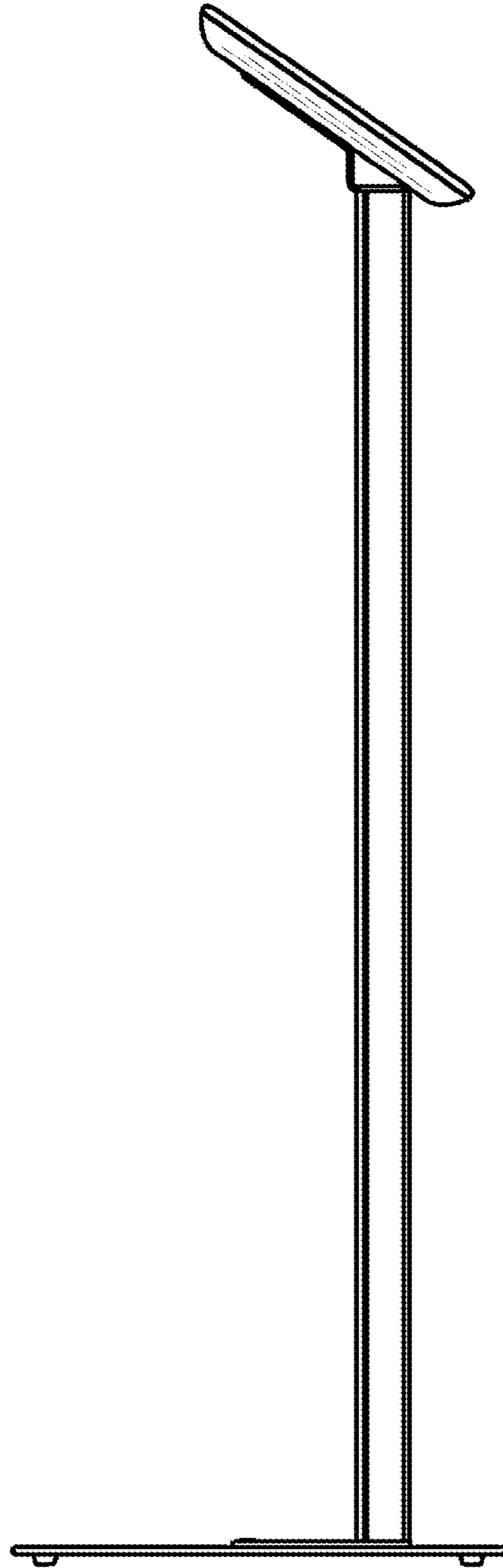


FIG. 5

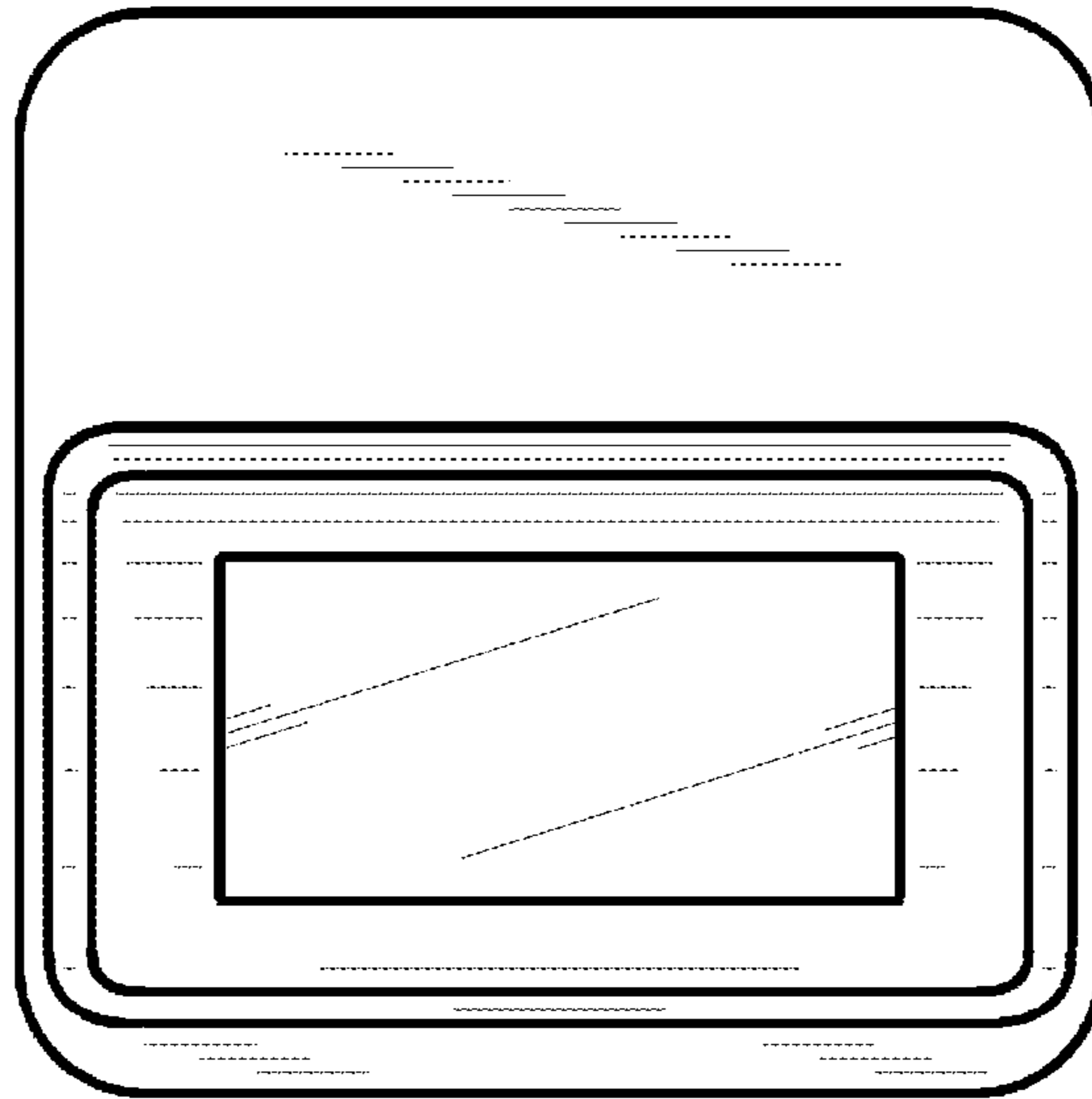


FIG. 6

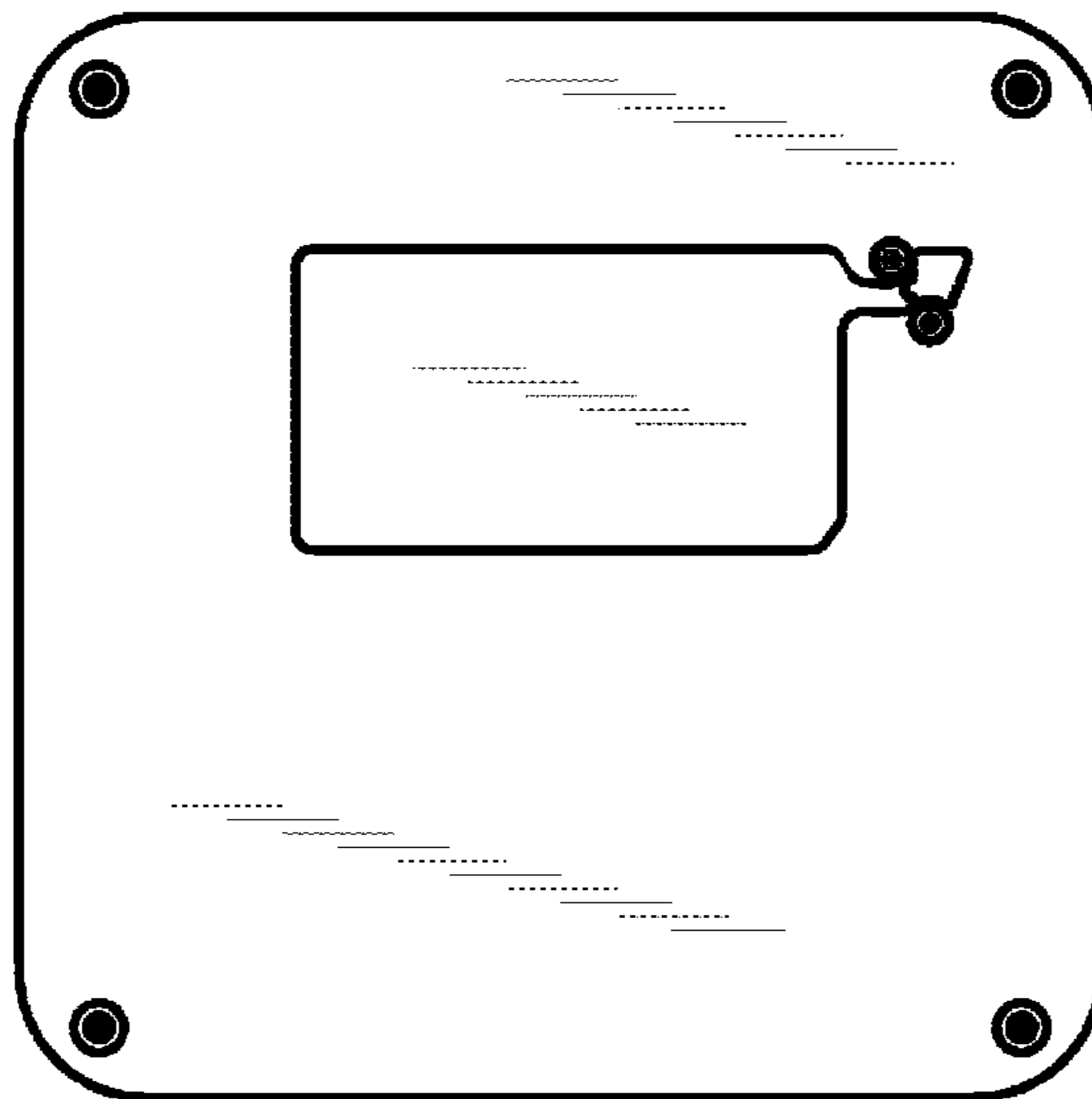


FIG. 7