



US00D836095S

(12) **United States Design Patent**
Kim et al.

(10) **Patent No.:** **US D836,095 S**

(45) **Date of Patent:** **** *Dec. 18, 2018**

(54) **PHONE CASE**

(71) Applicant: **Modne, Inc.**, Cerritos, CA (US)

(72) Inventors: **WooJin Kim**, Fullerton, CA (US);
Saehee Park, Arcadia, CA (US); **Judy Chung**, Arcadia, CA (US); **Seungchul Lee**, Anaheim, CA (US); **Kidong Kwon**, Glendale, CA (US); **TaeHun Kim**, Irvine, CA (US)

(73) Assignee: **Modne, Inc.**, Cerritos, CA (US)

(*) Notice: This patent is subject to a terminal disclaimer.

(**) Term: **15 Years**

(21) Appl. No.: **29/557,983**

(22) Filed: **Mar. 14, 2016**

(30) **Foreign Application Priority Data**

Oct. 19, 2015 (KR) 30-2015-0052576

(51) **LOC (11) Cl.** **14-03**

(52) **U.S. Cl.**
USPC **D14/250**

(58) **Field of Classification Search**

USPC D14/238.1, 440, 203.3-203.7, 217, 240,
D14/447, 250, 251-253, 248, 496, 391;
D3/201, 218, 247, 269, 273, 301, 303;
D13/103, 107-108, 119
CPC H04B 1/3888; H04M 1/0283; H04M
1/0202; A45C 1/06; A45C 2011/002;
A45C 11/00; A45C 13/02; A45F
2005/026; A45F 2200/0525; A45F
2200/0516

See application file for complete search history.

(56) **References Cited**

U.S. PATENT DOCUMENTS

D490,419 S * 5/2004 Shiue D14/341
D581,151 S * 11/2008 Aipa D3/201

D606,305 S * 12/2009 Lee D3/269
D629,772 S * 12/2010 Mo D14/138 G
D655,287 S * 3/2012 de Jong D14/341
D663,263 S * 7/2012 Gupta D13/103
D666,824 S * 9/2012 Phillips D3/303
D672,739 S * 12/2012 Sin D14/138 G
D673,547 S * 1/2013 Melanson D14/250
D676,844 S * 2/2013 Weller D14/250
D678,327 S * 3/2013 Lee D14/203.3
D679,692 S * 4/2013 Fahrendorff D14/250
D685,740 S * 7/2013 Moore D13/119
D685,776 S * 7/2013 Bau D14/250
D687,425 S * 8/2013 Fahrendorff D14/250
D691,601 S * 10/2013 Murchison D14/250

(Continued)

Primary Examiner — Carla J Wright

(74) *Attorney, Agent, or Firm* — Smyrski Law Group, A P.C.

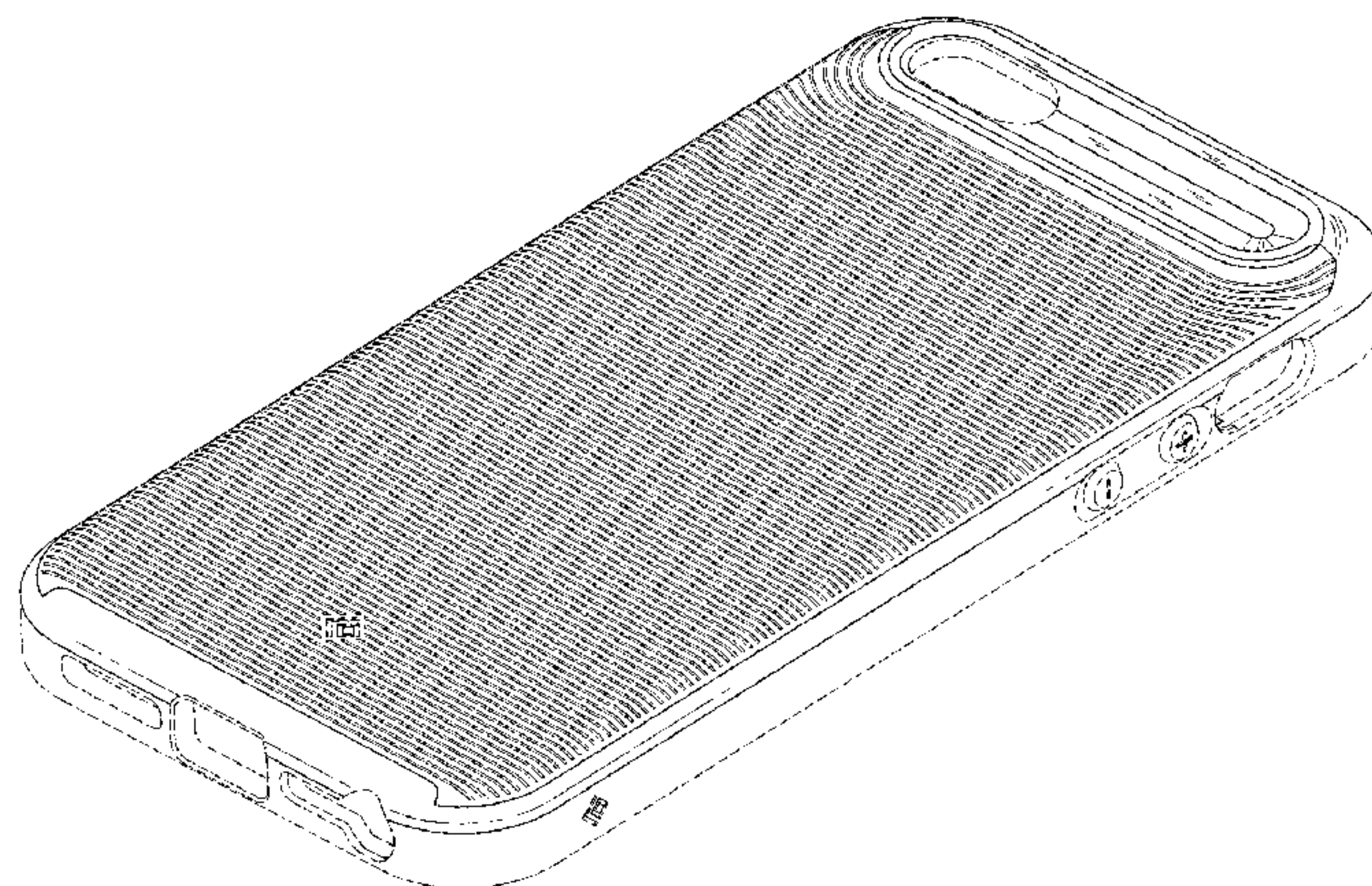
(57) **CLAIM**

The ornamental design for a phone case, as shown and described.

DESCRIPTION

FIG. 1 is an illustration of a front view of a phone case showing our new design;
FIG. 2 is a back view thereof;
FIG. 3 is a left side view thereof;
FIG. 4 is a right side view thereof;
FIG. 5 is a top view thereof;
FIG. 6 is a bottom view thereof;
FIG. 7 is an isometric view of the back thereof; and,
FIG. 8 is an isometric view of the front of the phone case. The broken lines immediately adjacent the shaded surfaces represent the bounds of the claimed design. All other broken lines depict environmental subject matter that forms no part of the claimed design. The broken lines and unshaded regions bounded by broken lines form no part of the claimed design.

1 Claim, 6 Drawing Sheets



(56)

References Cited

U.S. PATENT DOCUMENTS

D692,418	S	*	10/2013	Fahrendorff	D14/250
D716,783	S	*	11/2014	Loncar	D14/250
D717,774	S	*	11/2014	Fathollahi	D14/250
D719,559	S		12/2014	Dukerschein et al.		
D721,065	S	*	1/2015	Yoon	D14/250
D727,303	S	*	4/2015	Sin	D14/248
D747,306	S		1/2016	Kim		
D748,614	S	*	2/2016	Ju	D14/250
D749,068	S	*	2/2016	Zaborski	D14/250
D749,555	S	*	2/2016	Poon	D14/250
2016/0094263	A1	*	3/2016	Fathollahi	H04B 1/3888 455/575.8
2016/0113368	A1	*	4/2016	Tu	H04B 1/3888 206/45.23

* cited by examiner




FIG. 1




FIG. 2




FIG. 3




FIG. 4




FIG. 5




FIG. 6

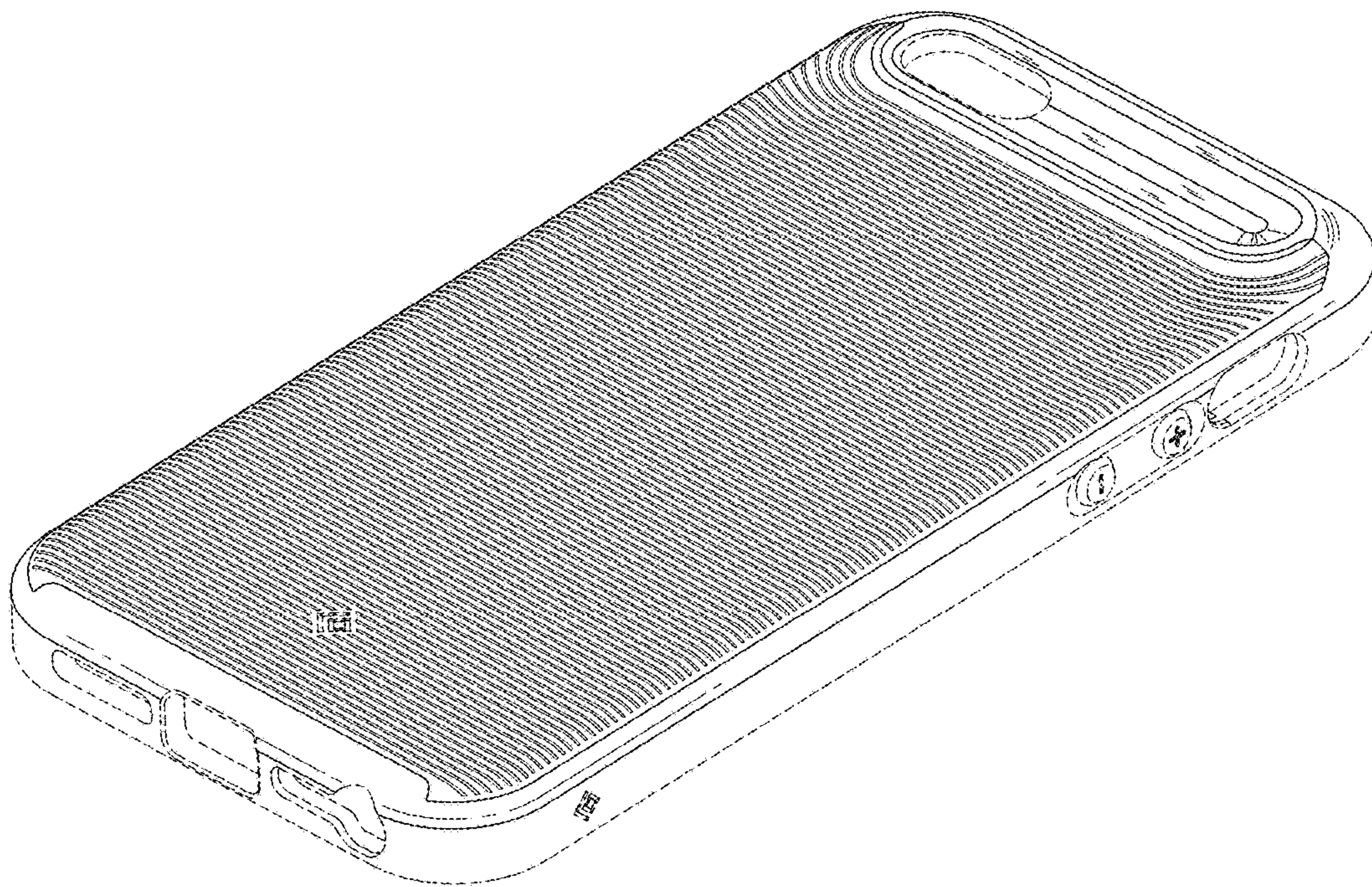


FIG. 7

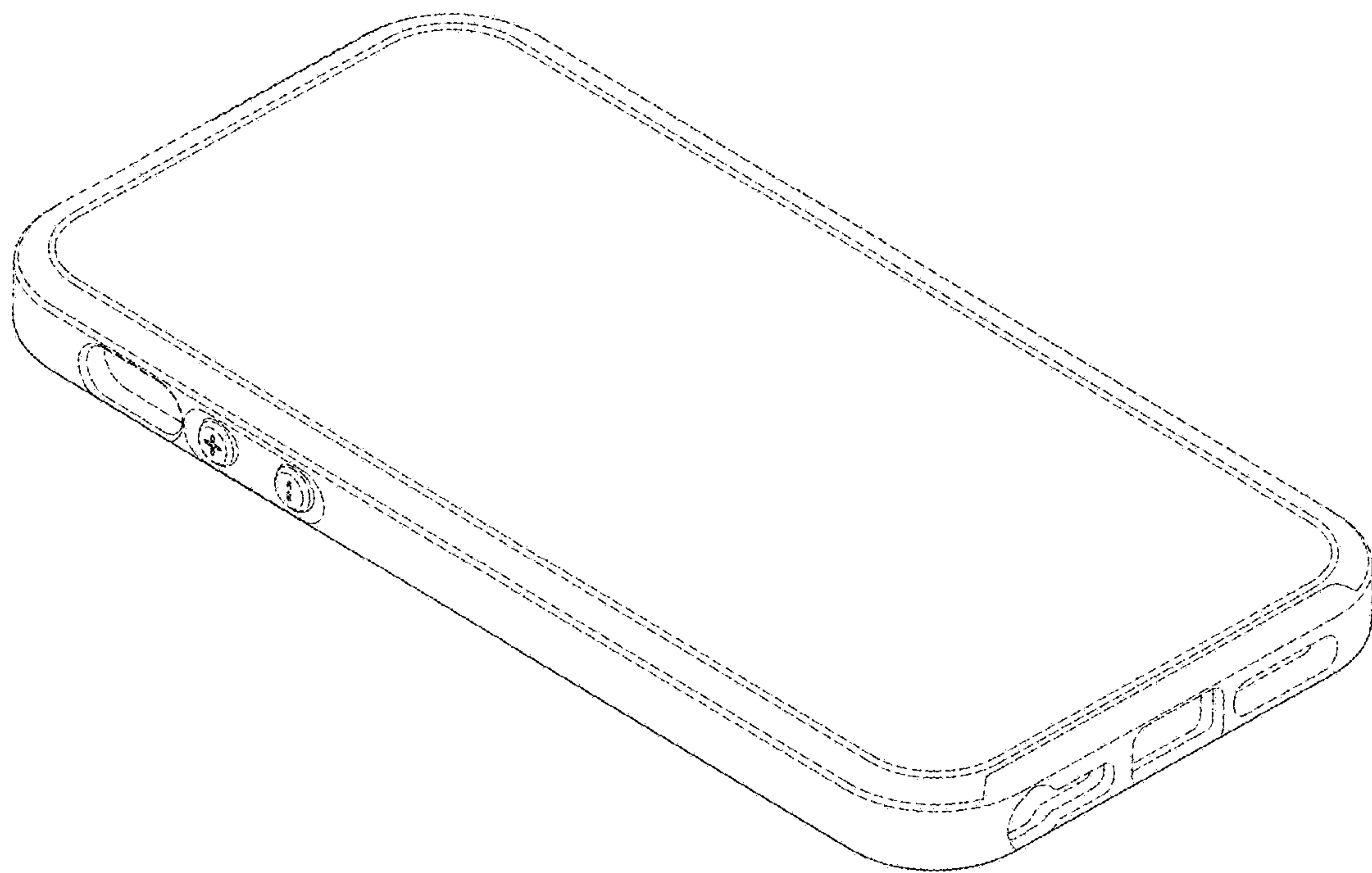


FIG. 8