



US00D836058S

(12) **United States Design Patent**
Sempek

(10) **Patent No.:** **US D836,058 S**

(45) **Date of Patent:** **** Dec. 18, 2018**

(54) **WHEEL RIM**

(71) Applicant: **Allied Wheel Components**, Garden Grove, CA (US)

(72) Inventor: **Christopher Sean Sempek**, Long Beach, CA (US)

(73) Assignee: **ALLIED WHEEL COMPONENTS**, Garden Grove, CA (US)

(**) Term: **15 Years**

(21) Appl. No.: **29/584,467**

(22) Filed: **Nov. 15, 2016**

(51) **LOC (11) Cl.** **12-16**

(52) **U.S. Cl.**
USPC **D12/211**

(58) **Field of Classification Search**
USPC D12/204–213
CPC B60B 7/00; B60B 7/02; B60B 7/04; B60B 7/01; B60B 7/06; B60B 3/02; B60B 3/04; B60B 3/06; B60B 3/10; B60B 1/00; B60B 1/08; B60B 1/10; B60B 1/12
See application file for complete search history.

(56) **References Cited**

U.S. PATENT DOCUMENTS

D639,222 S 6/2011 Johnson
D706,197 S * 6/2014 Chung D12/211

D751,481 S * 3/2016 Chung D12/209
D803,129 S * 11/2017 McMath D12/209
D806,630 S * 1/2018 McMath D12/211
D808,325 S * 1/2018 Chung D12/211
D828,271 S * 9/2018 Han D12/211

OTHER PUBLICATIONS

Raceline Wheels catalog, vol. 22.
Raceline Wheels catalog, vol. 26, Mar. 23, 2016.

* cited by examiner

Primary Examiner — Stacia A Cadmus

(74) *Attorney, Agent, or Firm* — Fish IP Law, LLP

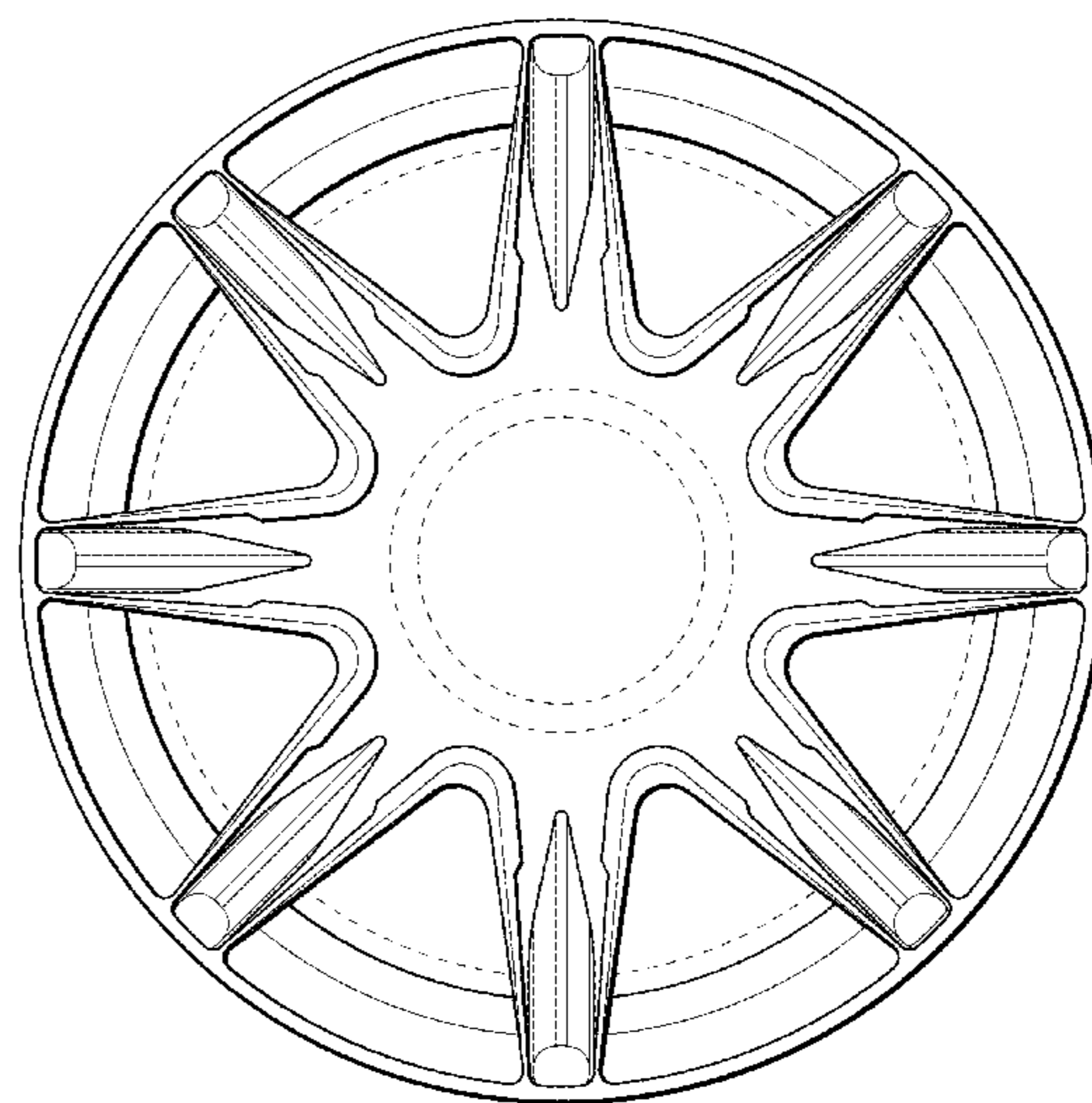
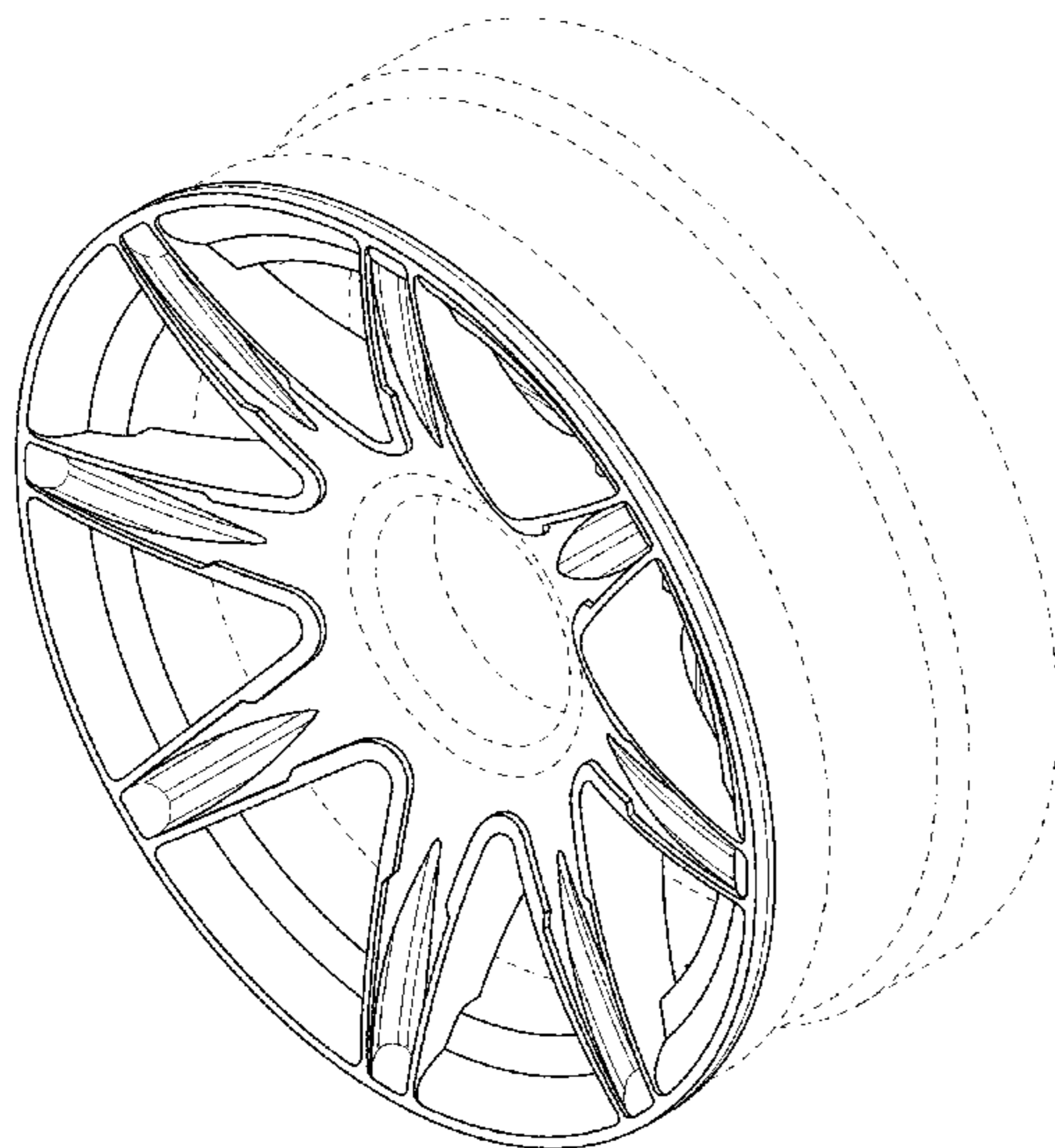
(57) **CLAIM**

The ornamental design for a wheel rim, as shown and described.

DESCRIPTION

FIG. 1 is a top, front, right side perspective view of a wheel rim of the new design; and, FIG. 2 is a front elevation view thereof. The broken line showing of the rear portion of the wheel rim in FIG. 1 is included for the purpose of illustrating environment and forms no part of the claimed design.

1 Claim, 2 Drawing Sheets



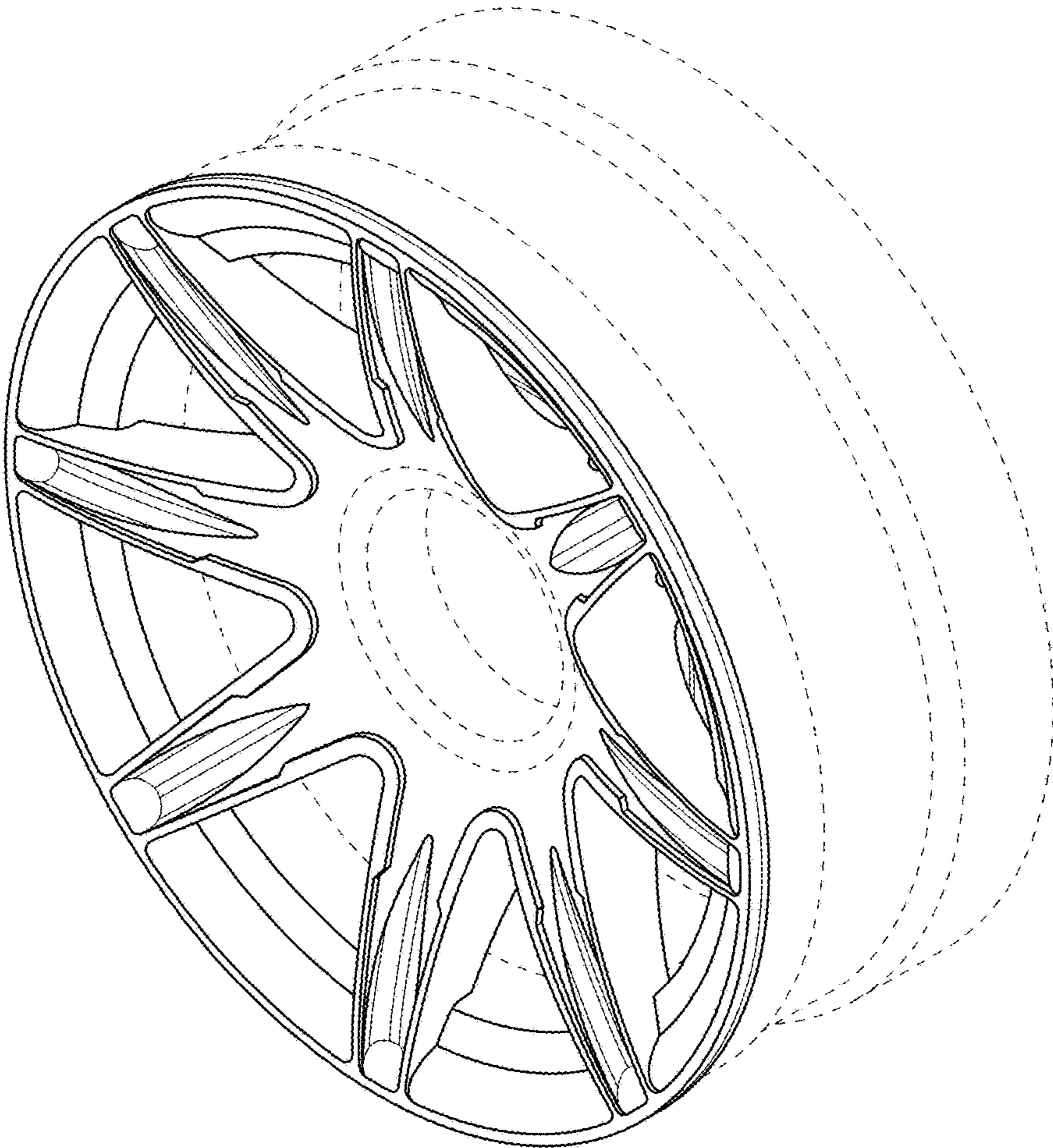


FIG. 1

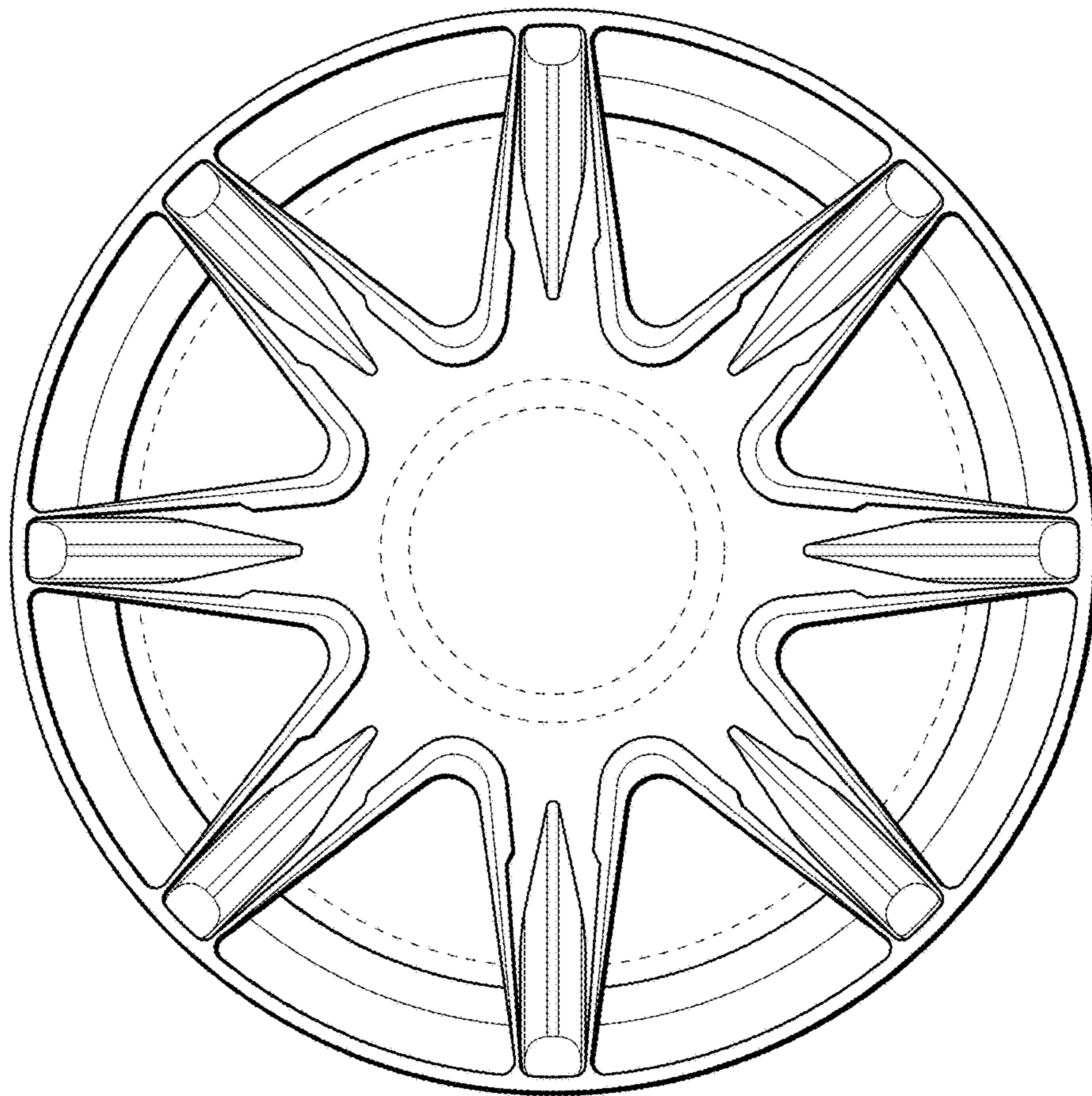


FIG. 2