

US00D836053S

(12) **United States Design Patent**
Hagino

(10) **Patent No.:** **US D836,053 S**

(45) **Date of Patent:** **** Dec. 18, 2018**

(54) **WHEEL FOR AN AUTOMOBILE**

(71) Applicant: **Fuji Jukogyo Kabushiki Kaisha,**
Tokyo (JP)

(72) Inventor: **Takashi Hagino,** Tokyo (JP)

(73) Assignee: **Subaru Corporation,** Tokyo (JP)

(**) Term: **15 Years**

(21) Appl. No.: **29/592,879**

(22) Filed: **Feb. 3, 2017**

(30) **Foreign Application Priority Data**

Aug. 5, 2016 (JP) 2016-016814

(51) **LOC (11) Cl.** **12-16**

(52) **U.S. Cl.**
USPC **D12/209**

(58) **Field of Classification Search**
USPC D12/204–213
CPC B60B 7/00; B60B 7/02; B60B 7/04; B60B
7/06; B60B 3/02; B60B 3/04; B60B 3/06;
B60B 3/10
See application file for complete search history.

(56) **References Cited**

U.S. PATENT DOCUMENTS

D682,176 S * 5/2013 Badstuebner D12/209
D685,709 S * 7/2013 Hanaoka D12/209

D780,083 S * 2/2017 Wheel D12/209
D790,421 S * 6/2017 Grewer D12/209
D803,131 S * 11/2017 Bridan D12/209
2014/0239702 A1 * 8/2014 von Roenne B60B 7/08
301/37.102

* cited by examiner

Primary Examiner — Sheryl Lane

Assistant Examiner — Calvin E Vansant

(74) *Attorney, Agent, or Firm* — Schiff Hardin LLP

(57) **CLAIM**

I claim the ornamental design for a wheel for an automobile thereof, as shown and described.

DESCRIPTION

FIG. 1 is a front perspective view for a “wheel for an automobile” showing my new design, FIG. 2 is a front view thereof, FIG. 3 is a rear view thereof, FIG. 4 is a top view thereof, FIG. 5 is a bottom view thereof, FIG. 6 is a left-side view thereof, FIG. 7 is a right-side view thereof, FIG. 8 is a sectional view taken along the line 8-8 of FIG. 2 thereof; and, FIG. 9 is a sectional view taken along the line 9-9 of FIG. 2 thereof.

1 Claim, 7 Drawing Sheets




Fig. 1



Fig. 2



Fig. 3



Fig. 4




Fig. 5




Fig. 6




Fig. 7




Fig. 8

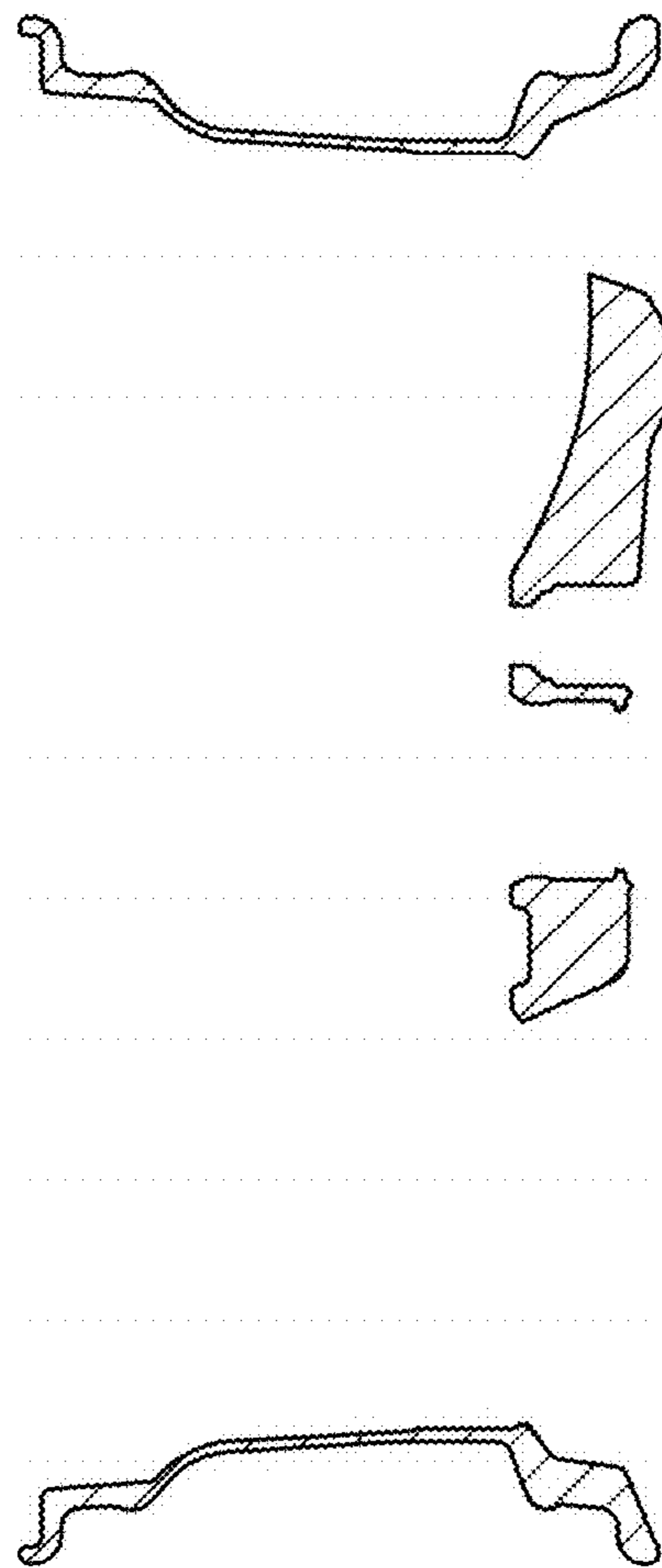


Fig. 9

