



US00D836044S

(12) **United States Design Patent** (10) **Patent No.:** **US D836,044 S**  
**Razaghi** (45) **Date of Patent:** **\*\* Dec. 18, 2018**

(54) **FRONT BUMPER FOR A VEHICLE**

(71) Applicant: **Ningbo Geely Automobile Research & Development Co., Ltd**, Ningbo (CN)

(72) Inventor: **Hirash Razaghi**, Landvetter (SE)

(73) Assignee: **Ningbo Geely Automobile Research & Development Co., Ltd.**, Ningbo (CN)

(\*\*) Term: **15 Years**

(21) Appl. No.: **29/618,440**

(22) Filed: **Sep. 21, 2017**

(30) **Foreign Application Priority Data**

Mar. 22, 2017 (EM) ..... 003816255

(51) **LOC (11) Cl.** ..... **12-16**

(52) **U.S. Cl.**

USPC ..... **D12/169**

(58) **Field of Classification Search**

USPC .... D12/169, 216, 90-92, 86, 171, 196, 163;  
293/102, 113, 115, 117, 120; 296/180.1,  
296/180.2

CPC ..... B60R 19/02; B60R 19/04; B62D 25/08

See application file for complete search history.

(56) **References Cited**

U.S. PATENT DOCUMENTS

D732,444 S *	6/2015	Burki	.....	D12/169
D732,445 S *	6/2015	Burki	.....	D12/169
D733,019 S *	6/2015	Burki	.....	D12/169
D796,396 S *	9/2017	Badstuebner	.....	D12/169
D811,284 S *	2/2018	Granlund	.....	D12/169
D825,416 S *	8/2018	Al Attar	.....	D12/169

\* cited by examiner

*Primary Examiner* — Melody N Brown  
(74) *Attorney, Agent, or Firm* — Lee & Hayes, PC

(57) **CLAIM**

The ornamental design for a front bumper for a vehicle, as shown and described.

**DESCRIPTION**

FIG. 1 is a perspective view of a front bumper for a vehicle showing my new design;  
FIG. 2 is a front elevational view thereof;  
FIG. 3 is a rear elevational view thereof;  
FIG. 4 is a left side elevational view thereof;  
FIG. 5 is a right side elevational view thereof;  
FIG. 6 is a top plan view thereof; and,  
FIG. 7 is a bottom plan view thereof.

The color shown on the claimed design forms no part thereof.

**1 Claim, 7 Drawing Sheets**






FIG. 1






FIG. 2




FIG. 3




FIG. 4



FIG. 5





FIG. 6

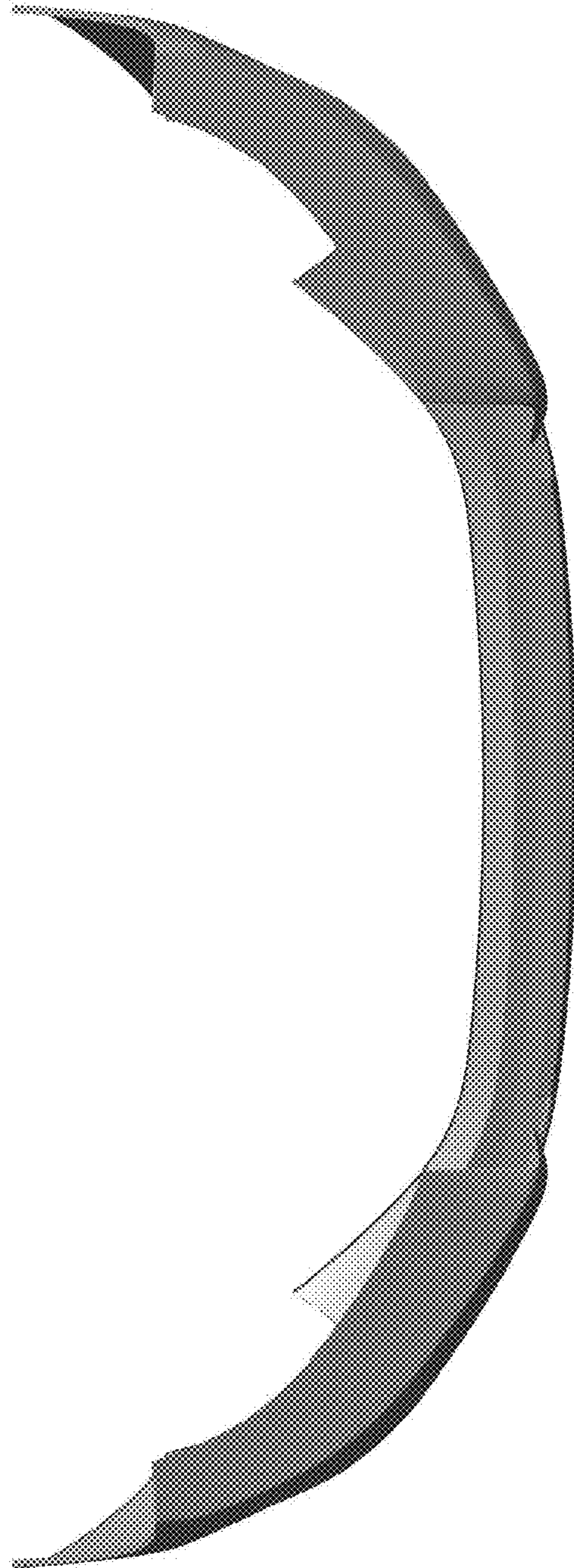


FIG. 7