



US00D836042S

(12) **United States Design Patent** (10) **Patent No.:** **US D836,042 S**
Yang (45) **Date of Patent:** **** Dec. 18, 2018**

(54) **GRILLE FOR A VEHICLE**
(71) Applicant: **Warner Science Applications Corp.**,
Ontario, CA (US)
(72) Inventor: **Mingfa Yang**, Calabasas, CA (US)
(73) Assignees: **WARNER SCIENCE APPLICATIONS CORP.**, Ontario, CA (US); **PARAMOUNT AUTOMOTIVE RESTYLING INC.**, Ontario, CA (US)
(**) Term: **15 Years**
(21) Appl. No.: **29/602,711**
(22) Filed: **May 2, 2017**
(51) **LOC (11) Cl.** **12-16**
(52) **U.S. Cl.**
USPC **D12/163**
(58) **Field of Classification Search**
USPC D12/163, 169, 196, 86, 90-92, 88
CPC B62D 25/08; B60K 11/08; B60R 19/05
See application file for complete search history.

D629,720 S * 12/2010 Manzoni D12/92
D645,790 S * 9/2011 Vardis D12/92
D678,140 S * 3/2013 Hamilton D12/169
D690,620 S * 10/2013 Scheinhutte D12/92
D698,705 S * 2/2014 Rupar D12/163
D704,102 S * 5/2014 Nurnberger D12/92
D712,316 S * 9/2014 O'Donnell et al.
D713,765 S * 9/2014 Peltola D12/163
D718,196 S * 11/2014 Whang et al.
D724,493 S * 3/2015 Kobayashi D12/91
D726,598 S * 4/2015 Rupar D12/163
D730,785 S * 6/2015 Hammoud D12/163
D731,928 S * 6/2015 Manzoni D12/92
D746,186 S * 12/2015 Curic D12/163
D758,926 S * 6/2016 Rupar
D758,928 S * 6/2016 Messale D12/163

(Continued)

Primary Examiner — Holly H Baynham
Assistant Examiner — Rachel A Voorhies
(74) *Attorney, Agent, or Firm* — Chen Yoshimura LLP

(57) **CLAIM**

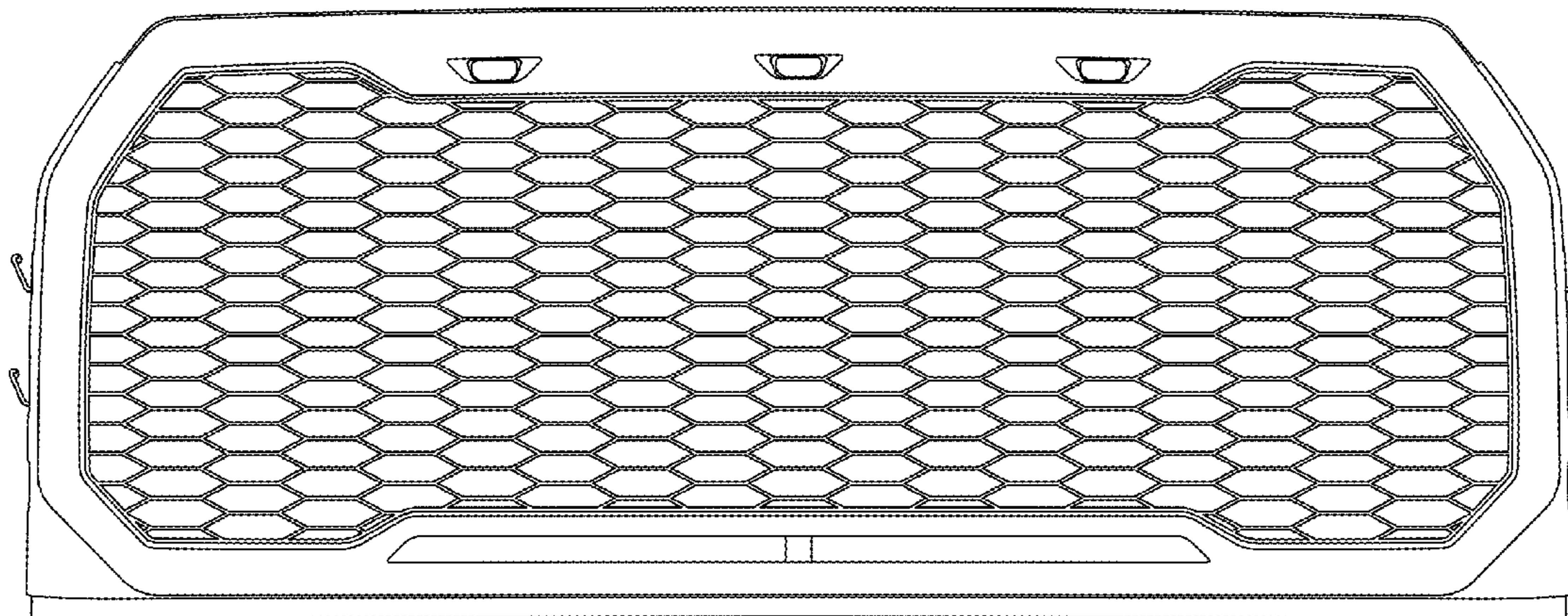
The ornamental design for a grille for a vehicle, as shown and described.

DESCRIPTION

FIG. 1 is a front, bottom and right side perspective view of a grille for a vehicle showing a first embodiment of my new design;
FIG. 2 is a front elevational view thereof;
FIG. 3 is a rear elevational view thereof;
FIG. 4 is a left side elevational view thereof;
FIG. 5 is a right side elevational view thereof;
FIG. 6 is a top plan view thereof; and,
FIG. 7 is a bottom plan view thereof.
The broken lines showing mounting features for the grille for a vehicle are included for the purpose of illustrating environmental structures, and form no part of the claimed design.

1 Claim, 7 Drawing Sheets

(56) **References Cited**
U.S. PATENT DOCUMENTS
D425,834 S * 5/2000 Sousamian D12/163
D451,432 S * 12/2001 Leutz D12/92
6,328,358 B1 12/2001 Berweiler
D472,191 S * 3/2003 Yamaguchi D12/169
D496,890 S 10/2004 Metros et al.
D509,466 S * 9/2005 Marchese D12/196
D510,303 S * 10/2005 Spagnola D12/163
D514,480 S * 2/2006 Yamaji D12/163
D526,605 S * 8/2006 Chung D12/163
D527,319 S * 8/2006 Yakushi D12/169
D533,119 S * 12/2006 Schiavone D12/163
D535,223 S * 1/2007 Gaffka D12/163
D540,714 S * 4/2007 Mueller-Stolz D12/91
D541,711 S * 5/2007 Golden D12/169
D591,651 S * 5/2009 Shelby D12/173



(56)

References Cited

U.S. PATENT DOCUMENTS

D771,527 S *	11/2016	Messale	D12/163	D811,954 S	3/2018	Park	
D773,347 S	12/2016	Whang		D812,525 S	3/2018	Lee	
D773,963 S	12/2016	Battams		D813,097 S *	3/2018	Szavits	D12/91
D774,998 S	12/2016	Munakata et al.		D813,736 S	3/2018	Jevremovic et al.	
D775,554 S	1/2017	Kapitonov		D813,737 S *	3/2018	Beermann	B60N 2/01 D12/169
D777,065 S	1/2017	Patel et al.		D814,981 S	4/2018	Villamizar	
D782,367 S *	3/2017	Donckerwolke	D12/92	D814,982 S	4/2018	Whitla et al.	
D783,466 S *	4/2017	Svensson	D12/163	D815,003 S	4/2018	MacNeil et al.	
D783,467 S *	4/2017	Svensson	B60K 11/08 D12/163	D817,815 S	5/2018	Hubers et al.	
D787,384 S	5/2017	Ito et al.		D818,895 S	5/2018	Lee	
D790,410 S	6/2017	Ito et al.		D819,506 S *	6/2018	Han	D12/163
D790,412 S	6/2017	Dunford et al.		D822,549 S *	7/2018	Platto	D12/163
D792,810 S *	7/2017	Kim	D12/92	2004/0124670 A1 *	7/2004	Tate	B60R 19/52 296/193.1
D795,760 S	8/2017	Kozub et al.		2005/0006928 A1	1/2005	Diehl	
D795,765 S *	8/2017	Rolfs	D12/173	2015/0090510 A1 *	4/2015	Yoshino	B60K 11/04 180/68.6
D796,390 S	9/2017	Pevovar et al.		2015/0091328 A1 *	4/2015	Pugh-Jones	B60R 19/52 296/187.04
D803,109 S	11/2017	Carter		2018/0009500 A1 *	1/2018	Lovold	B60K 11/08
D805,005 S	12/2017	Tomita		2018/0178677 A1 *	6/2018	Swain	B60N 2/01
D807,242 S *	1/2018	Piscitelli	D12/163				

* cited by examiner

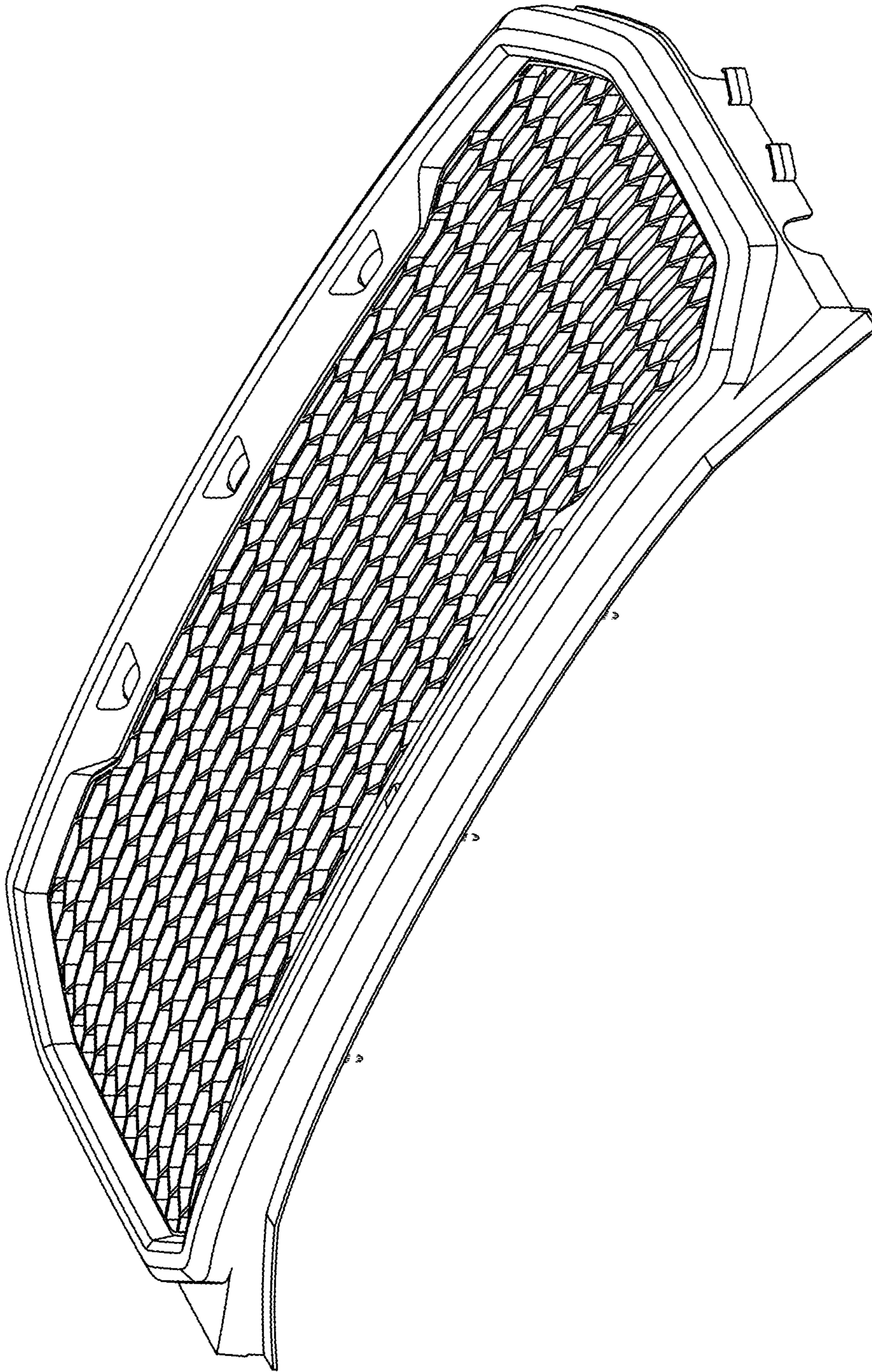


FIG. 1

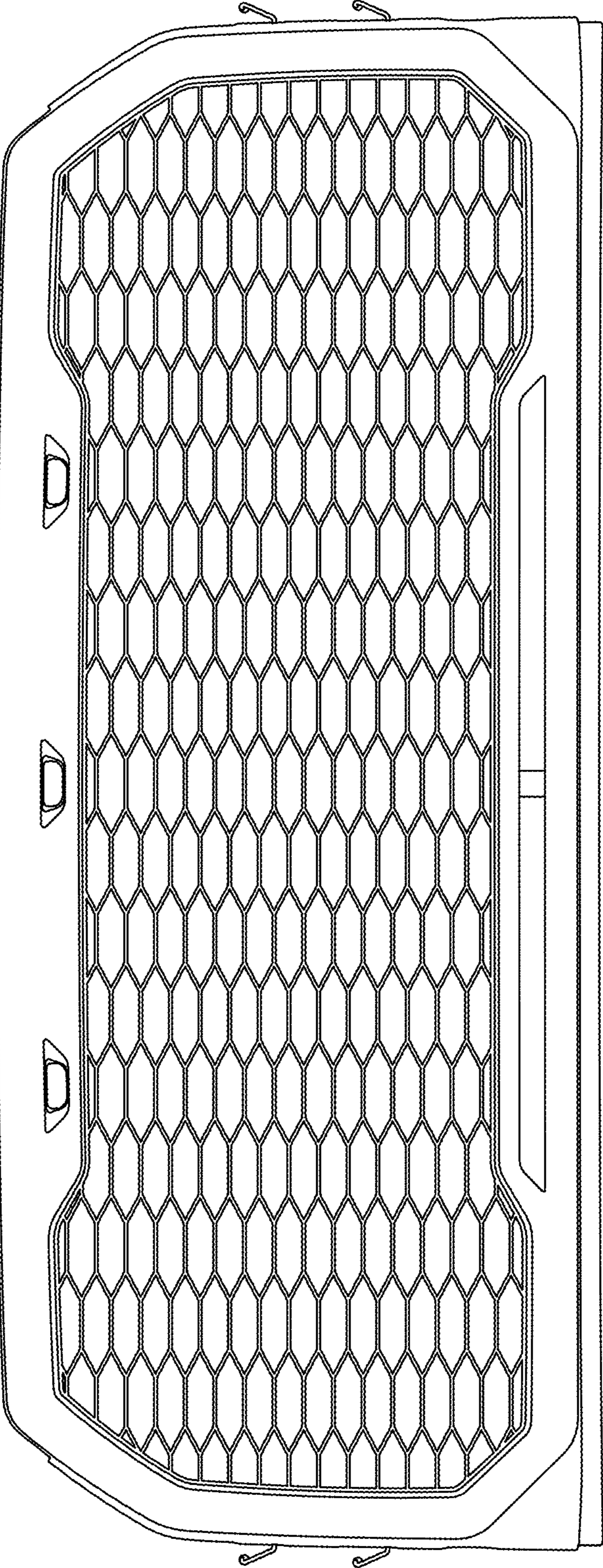


FIG. 2

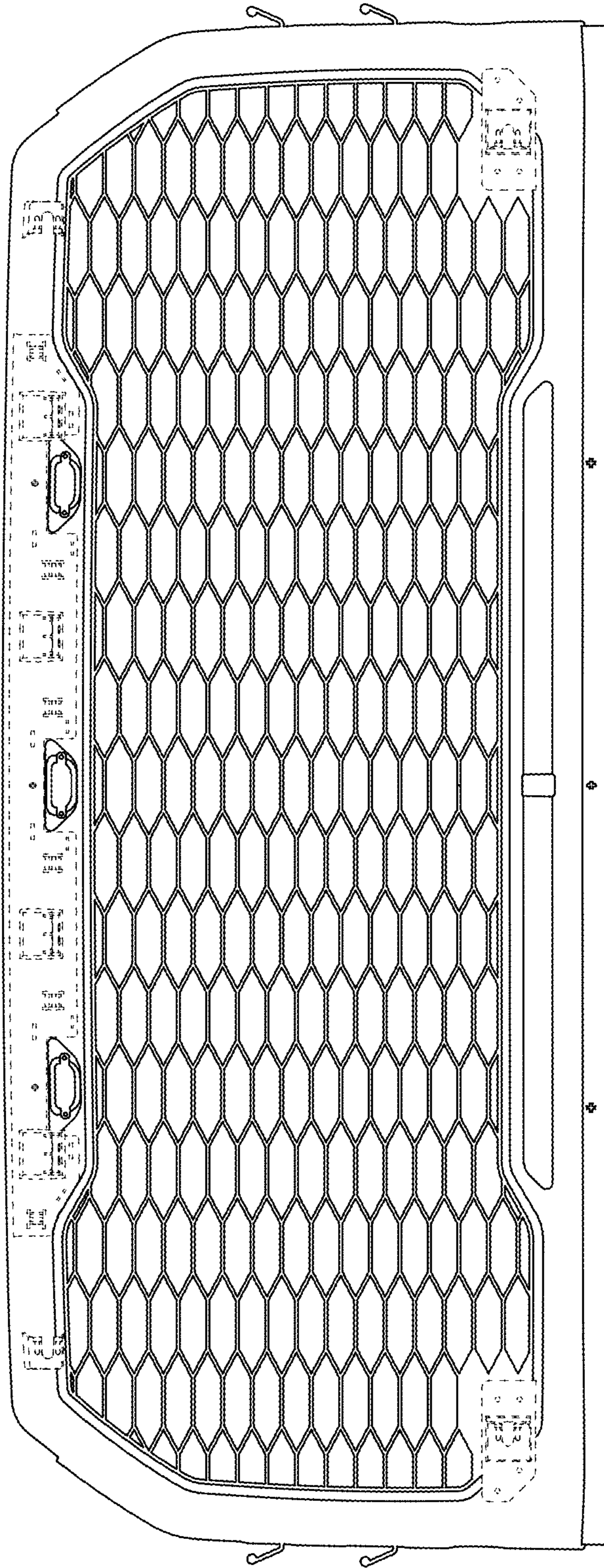


FIG. 3

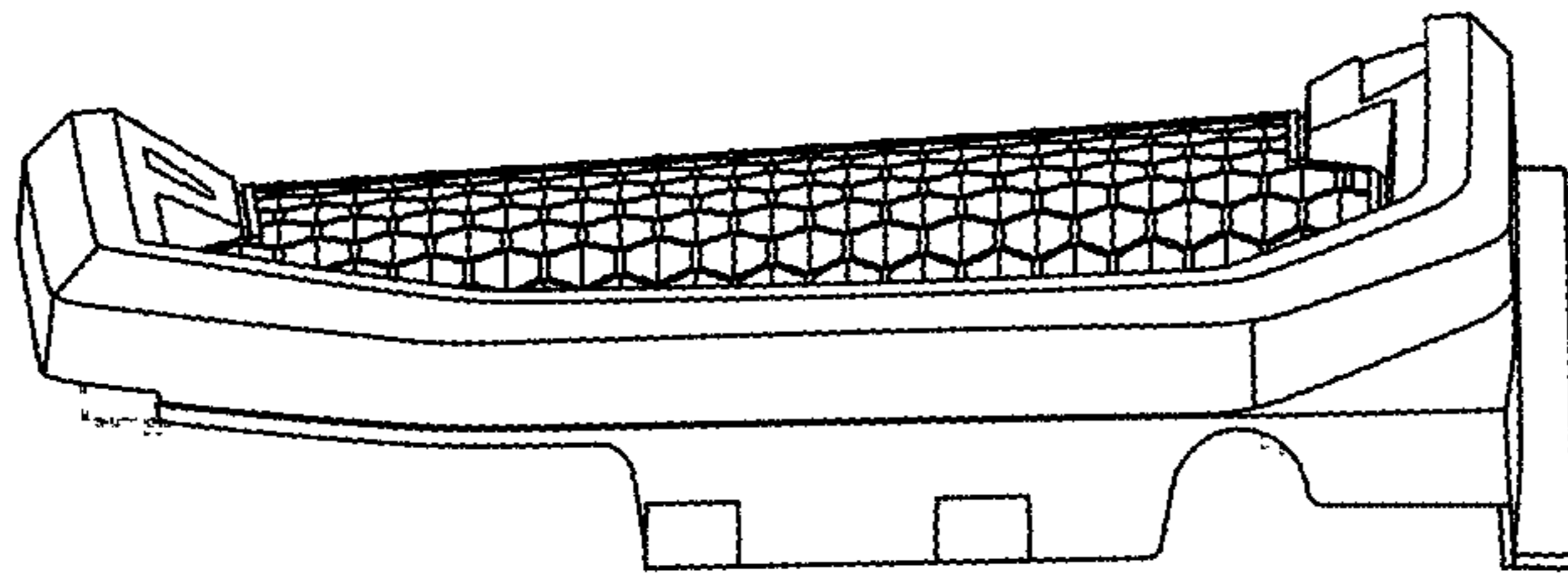


FIG. 4

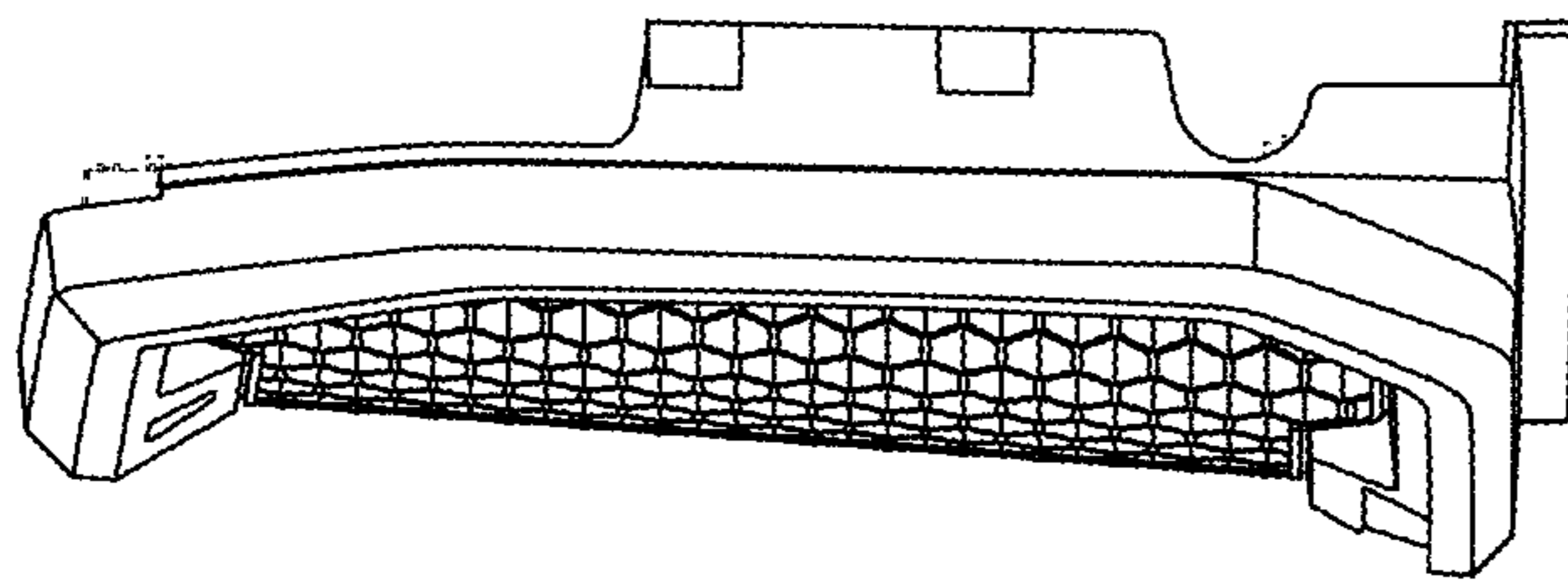


FIG. 5

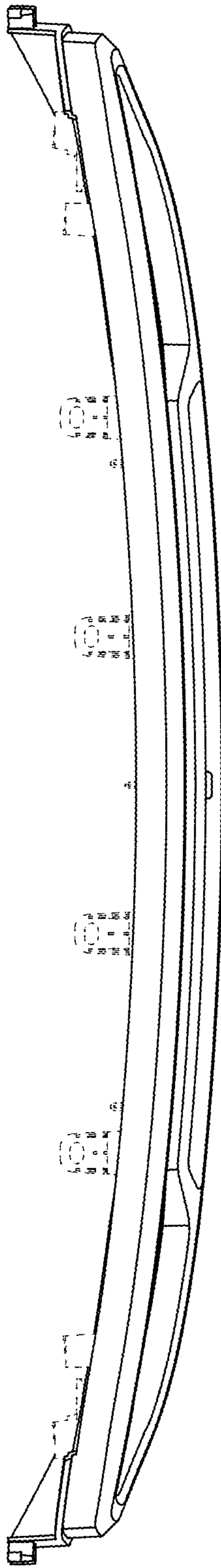


FIG. 6

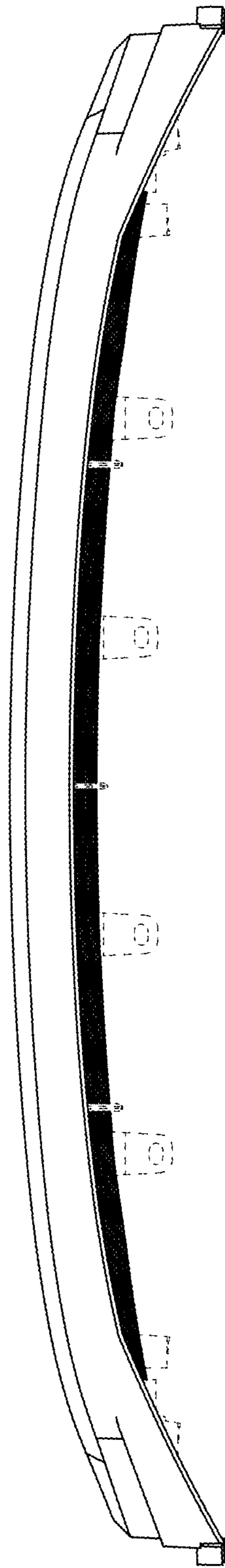


FIG. 7