

US00D836036S

(12) **United States Design Patent**  
**Ninov et al.**

(10) **Patent No.:** **US D836,036 S**

(45) **Date of Patent:** **\*\* Dec. 18, 2018**

(54) **AUTOMOBILE BODY**

(71) Applicants: **Deyan Ninov**, Royal Oak, MI (US);  
**Michael C Gillam**, Oxford, MI (US);  
**Gregory Howell**, Farmington, MI (US)

(72) Inventors: **Deyan Ninov**, Royal Oak, MI (US);  
**Michael C Gillam**, Oxford, MI (US);  
**Gregory Howell**, Farmington, MI (US)

(73) Assignee: **FCA US LLC**, Auburn Hills, MI (US)

(\*\*) Term: **15 Years**

(21) Appl. No.: **29/626,566**

(22) Filed: **Nov. 17, 2017**

(51) **LOC (11) Cl.** ..... **12-08**

(52) **U.S. Cl.**  
USPC ..... **D12/98**

(58) **Field of Classification Search**  
USPC ..... D12/86, 90-92, 88, 98; D21/424, 433,  
D21/434, 533; 296/181.1, 181.5, 181.3,  
296/183.1, 37.6  
CPC ..... B60R 9/06; B62D 35/00  
See application file for complete search history.

(56) **References Cited**

**U.S. PATENT DOCUMENTS**

D586,699 S \* 2/2009 Opfer ..... D12/98  
D588,501 S 3/2009 Krugger et al.  
D589,407 S 3/2009 Krugger et al.  
D659,053 S \* 5/2012 Ware ..... D12/98

D703,586 S \* 4/2014 Platto ..... D12/98  
D723,428 S \* 3/2015 Sperling ..... D12/98  
D725,001 S \* 3/2015 McMahan ..... D12/98  
D732,435 S \* 6/2015 Mackay ..... D12/98  
D735,082 S \* 7/2015 Sperling ..... D12/98  
D742,790 S \* 11/2015 Noguchi ..... D12/98  
D748,014 S \* 1/2016 Ino ..... D12/98  
D748,015 S \* 1/2016 Ino ..... D12/98  
D755,082 S \* 5/2016 Gillam ..... D12/98  
D755,083 S \* 5/2016 Gillam et al.  
D759,544 S \* 6/2016 Chung ..... D12/98  
D803,727 S \* 11/2017 Noone ..... D12/98  
D805,438 S \* 12/2017 Scott ..... D12/98

\* cited by examiner

*Primary Examiner* — Melody N Brown

(74) *Attorney, Agent, or Firm* — Ralph E. Smith


(57) **CLAIM**

The ornamental design for an automobile body, as shown and described.

**DESCRIPTION**

FIG. 1 is a front perspective view of an automobile body showing our new design;  
FIG. 2 is a rear perspective view thereof;  
FIG. 3 is a front view thereof;  
FIG. 4 is a rear view thereof;  
FIG. 5 is a side view thereof; and,  
FIG. 6 is a top plan view thereof.  
It will be understood that the broken lines shown in the drawings illustrate portions of the automobile body that form no part of claimed design.

**1 Claim, 6 Drawing Sheets**



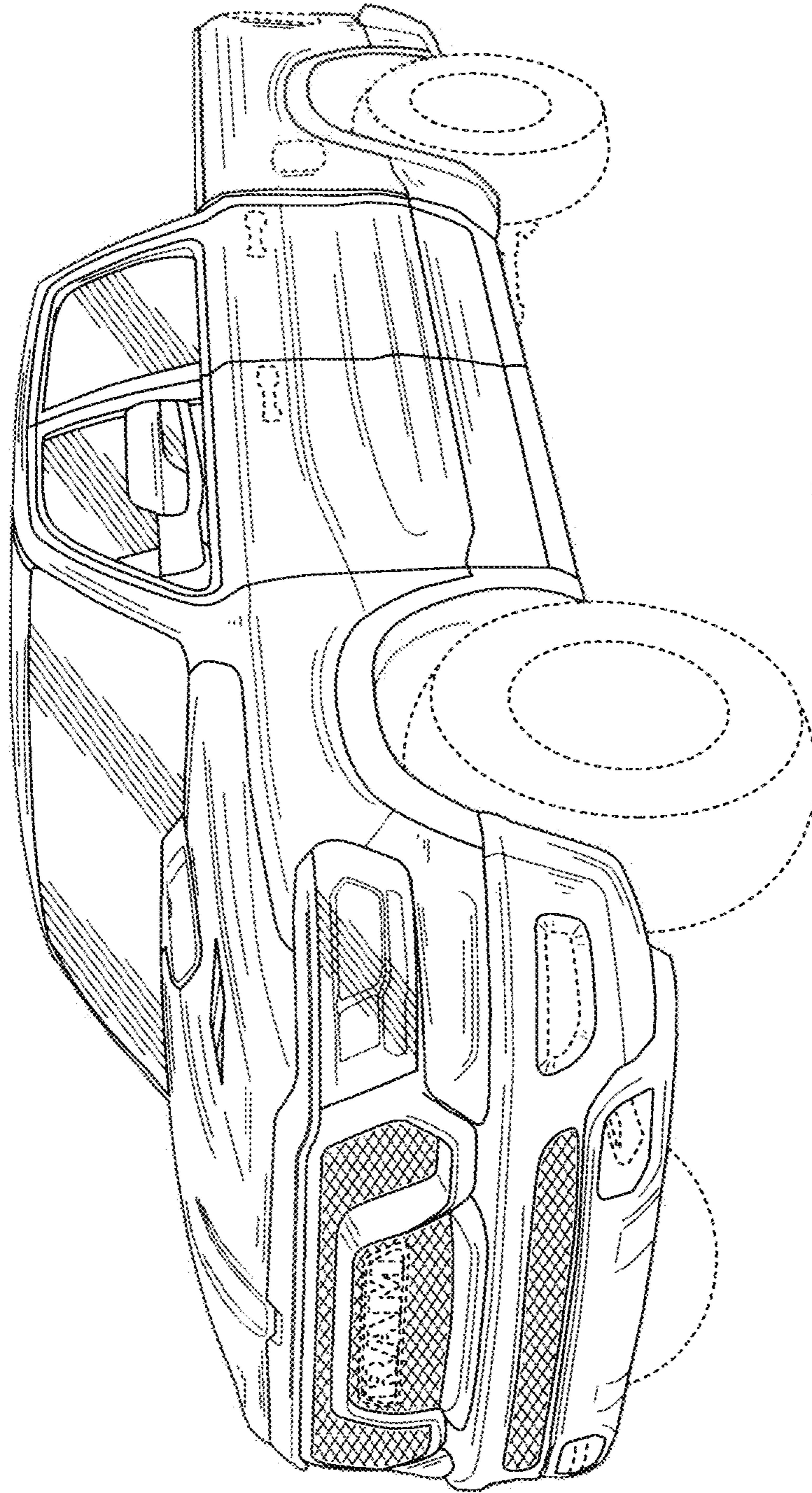


FIG. 1

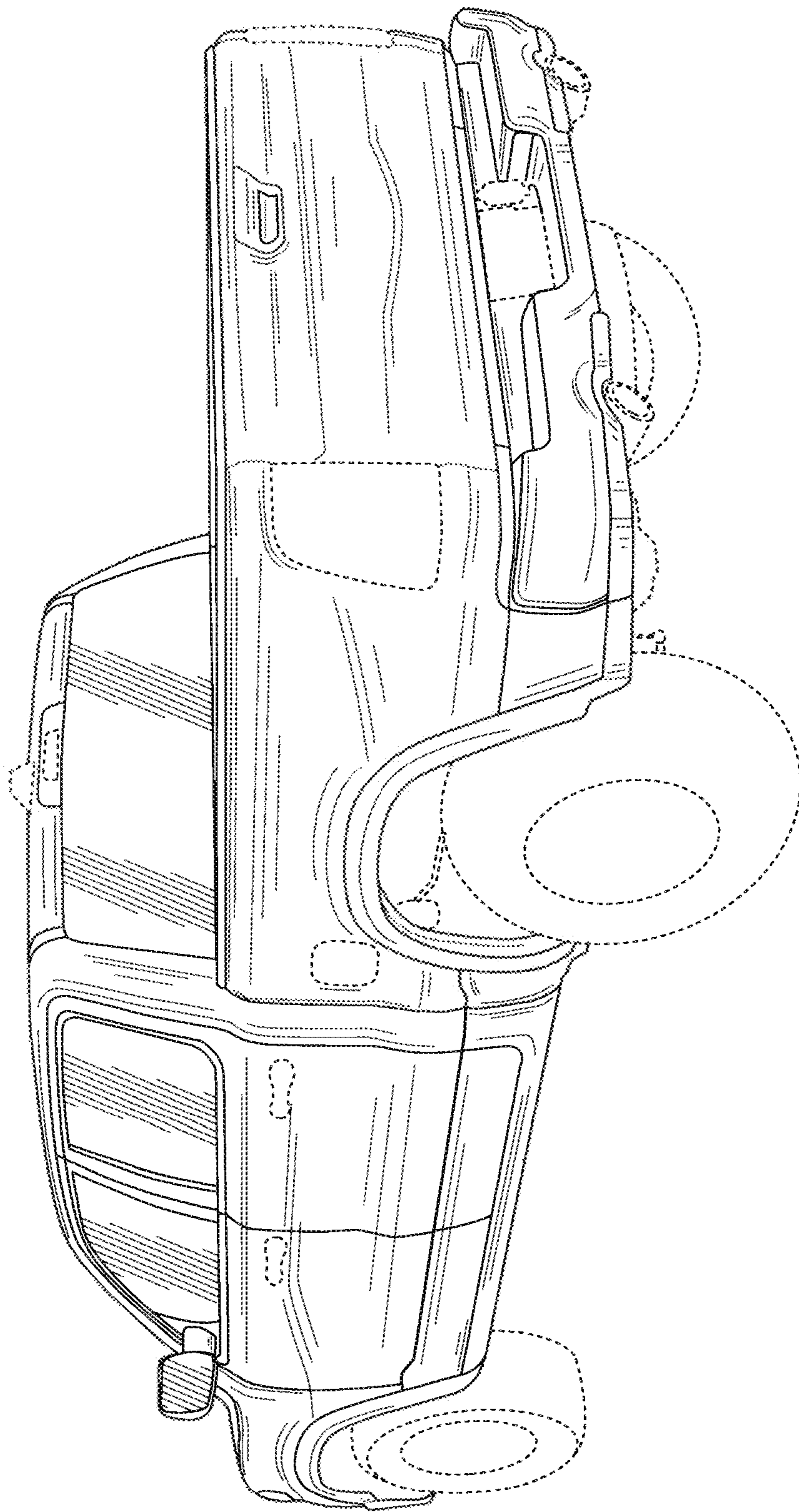

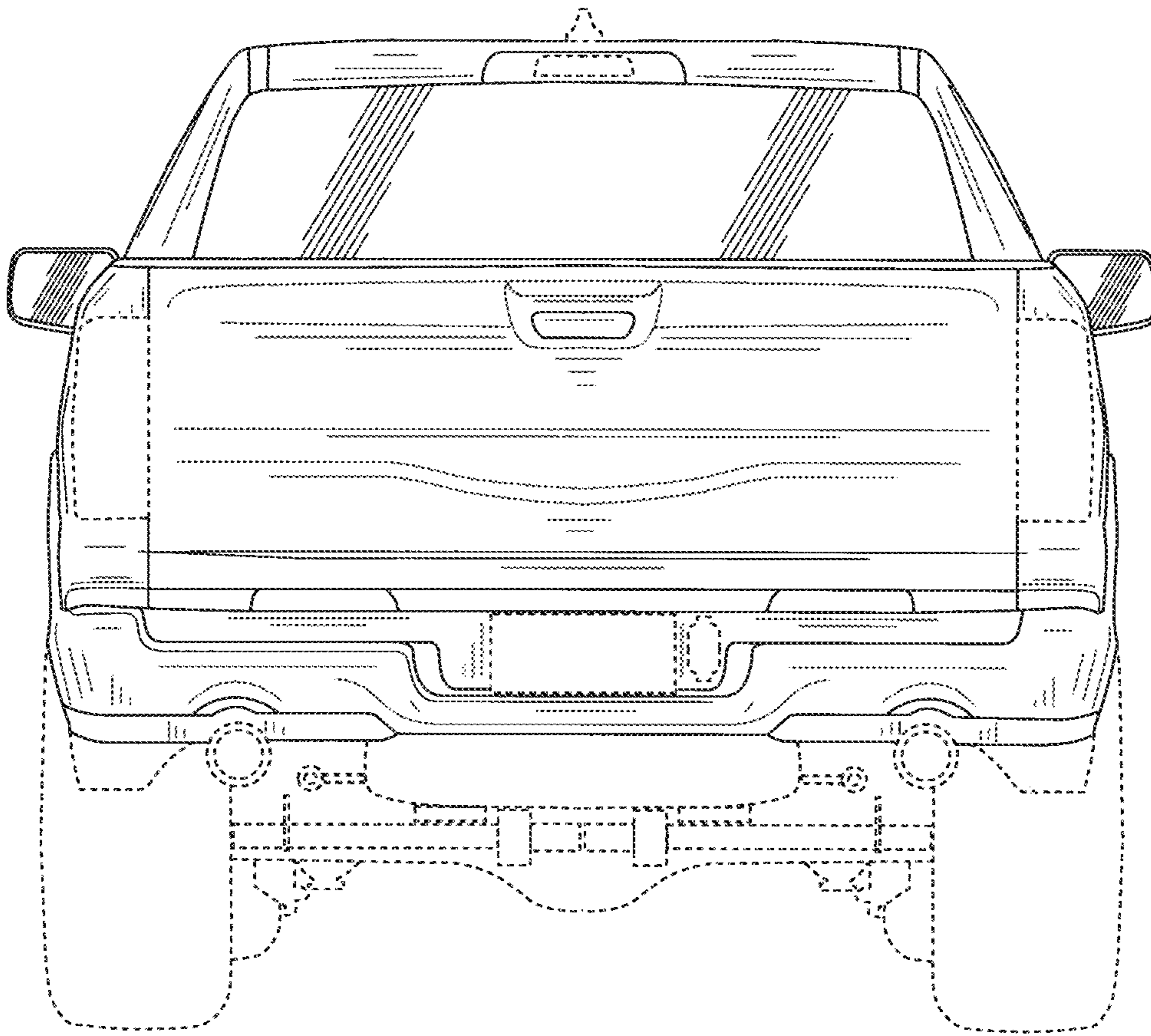


FIG. 2



**FIG. 3**



**FIG. 4**

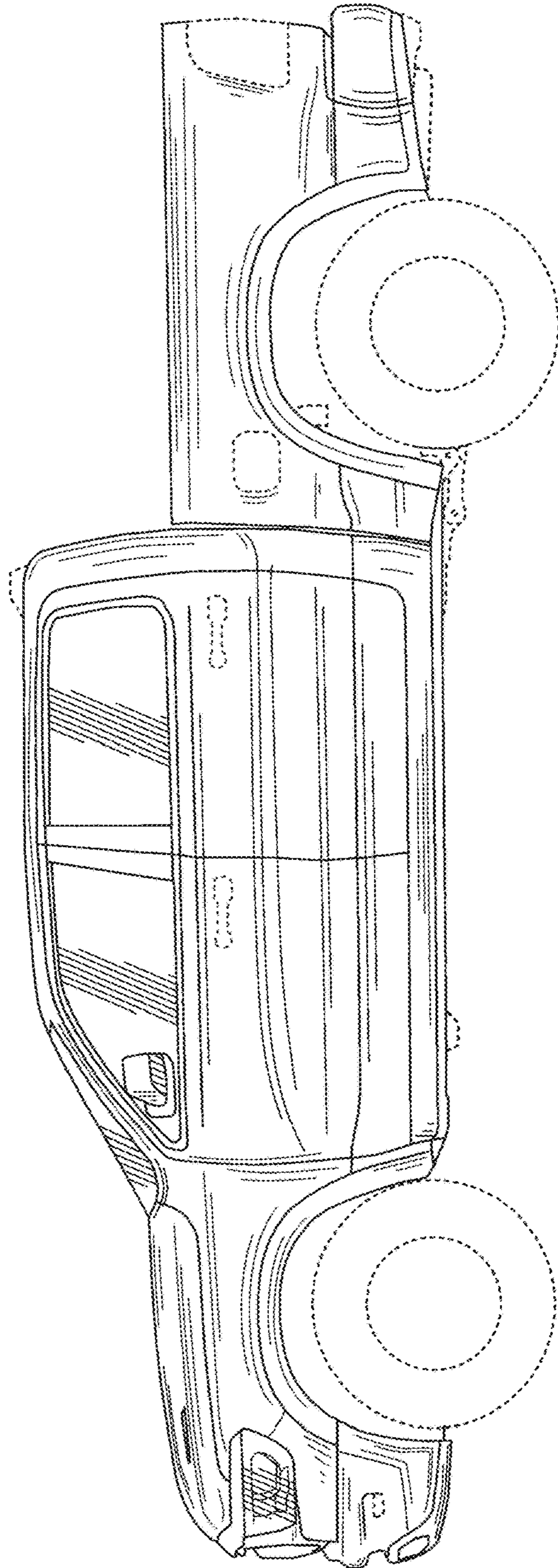


FIG. 5

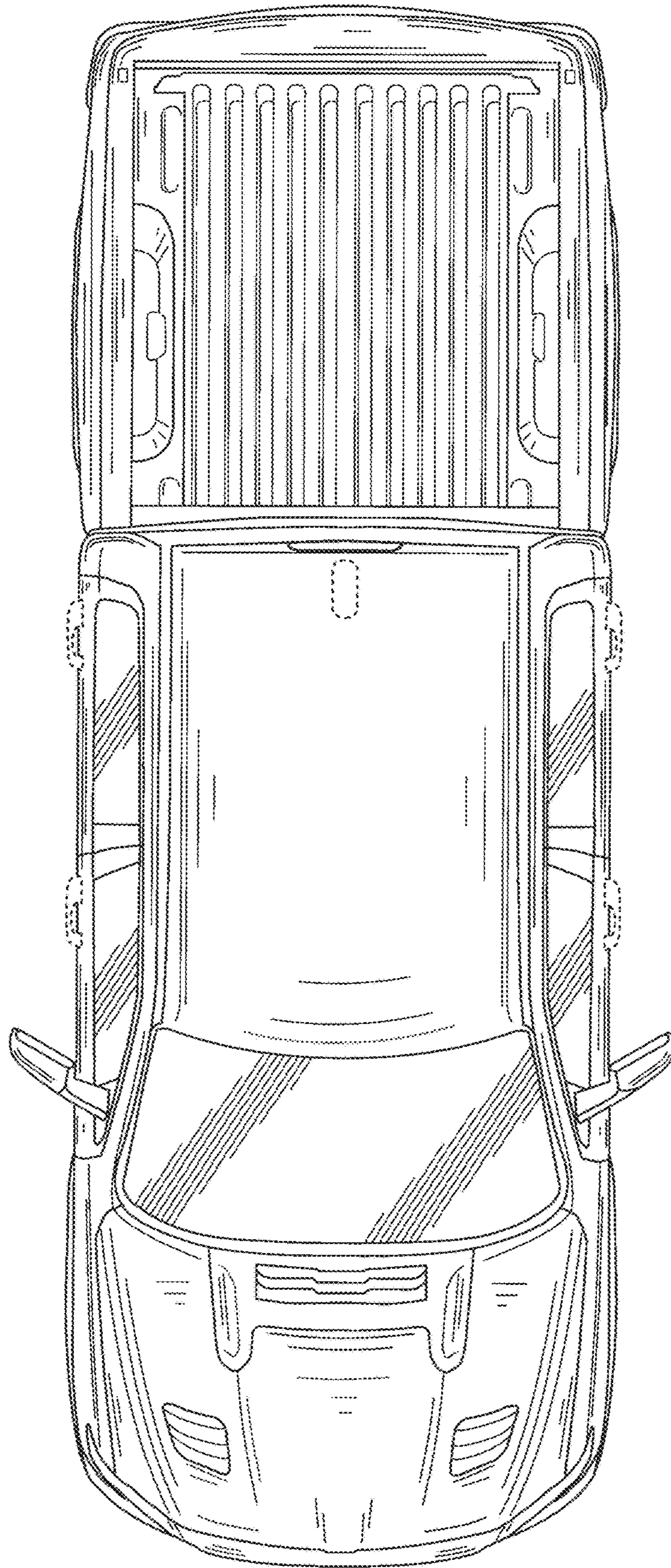


FIG. 6