



US00D836024S

(12) **United States Design Patent** (10) **Patent No.:** **US D836,024 S**  
**Keeble** (45) **Date of Patent:** **\*\* Dec. 18, 2018**

(54) **PLANTER**  
(71) Applicant: **THE HC COMPANIES, INC.**,  
Twinsburg, OH (US)  
(72) Inventor: **Drew Keeble**, Twinsburg, OH (US)  
(73) Assignee: **THE HC COMPANIES, INC.**,  
Twinsburg, OH (US)  
(\*\*) Term: **15 Years**  
(21) Appl. No.: **29/608,497**  
(22) Filed: **Jun. 22, 2017**  
(51) **LOC (11) Cl.** ..... **11-02**  
(52) **U.S. Cl.**  
USPC ..... **D11/152**  
(58) **Field of Classification Search**  
USPC ..... D6/403-405, 556-558, 675;  
D11/143-156, 164; D9/428, 500, 519,  
D9/549, 757, 758, 761; D3/306;  
D7/522, 524, 537  
CPC ..... A01G 9/02; A01G 9/021; A01G 9/028;  
A01G 9/029; A01G 9/04; A01G 9/042;  
A01G 9/045; A47G 7/00; A47G 7/006;  
A47G 7/02; A47G 7/025; A47G 7/04;  
A47G 7/044; A47G 7/06  
See application file for complete search history.

2,102,510 A \* 12/1937 Cecil, II ..... B65D 3/28  
229/117.12  
2,304,278 A \* 12/1942 Poster ..... B65D 1/265  
229/400  
3,288,340 A \* 11/1966 Shapiro ..... B65D 1/265  
206/519  
D289,356 S \* 4/1987 Tanaka ..... D7/523  
D322,033 S \* 12/1991 Palisin, Jr. .... D9/429  
D324,833 S \* 3/1992 Weder ..... D11/152  
5,415,339 A \* 5/1995 Howard ..... B65D 3/06  
220/671  
D375,657 S \* 11/1996 Jarvis ..... D7/523  
D375,871 S \* 11/1996 Jarvis ..... D7/523  
D380,981 S \* 7/1997 Weder ..... D11/164  
D386,047 S \* 11/1997 Jarvis ..... D7/523  
D410,757 S \* 6/1999 Clark ..... D26/23  
6,708,824 B2 \* 3/2004 Sahm, III ..... B65D 1/42  
206/505  
D720,963 S \* 1/2015 Jarvis ..... D7/523

\* cited by examiner

*Primary Examiner* — Elizabeth A. Albert  
(74) *Attorney, Agent, or Firm* — Tucker Ellis LLP

(57) **CLAIM**

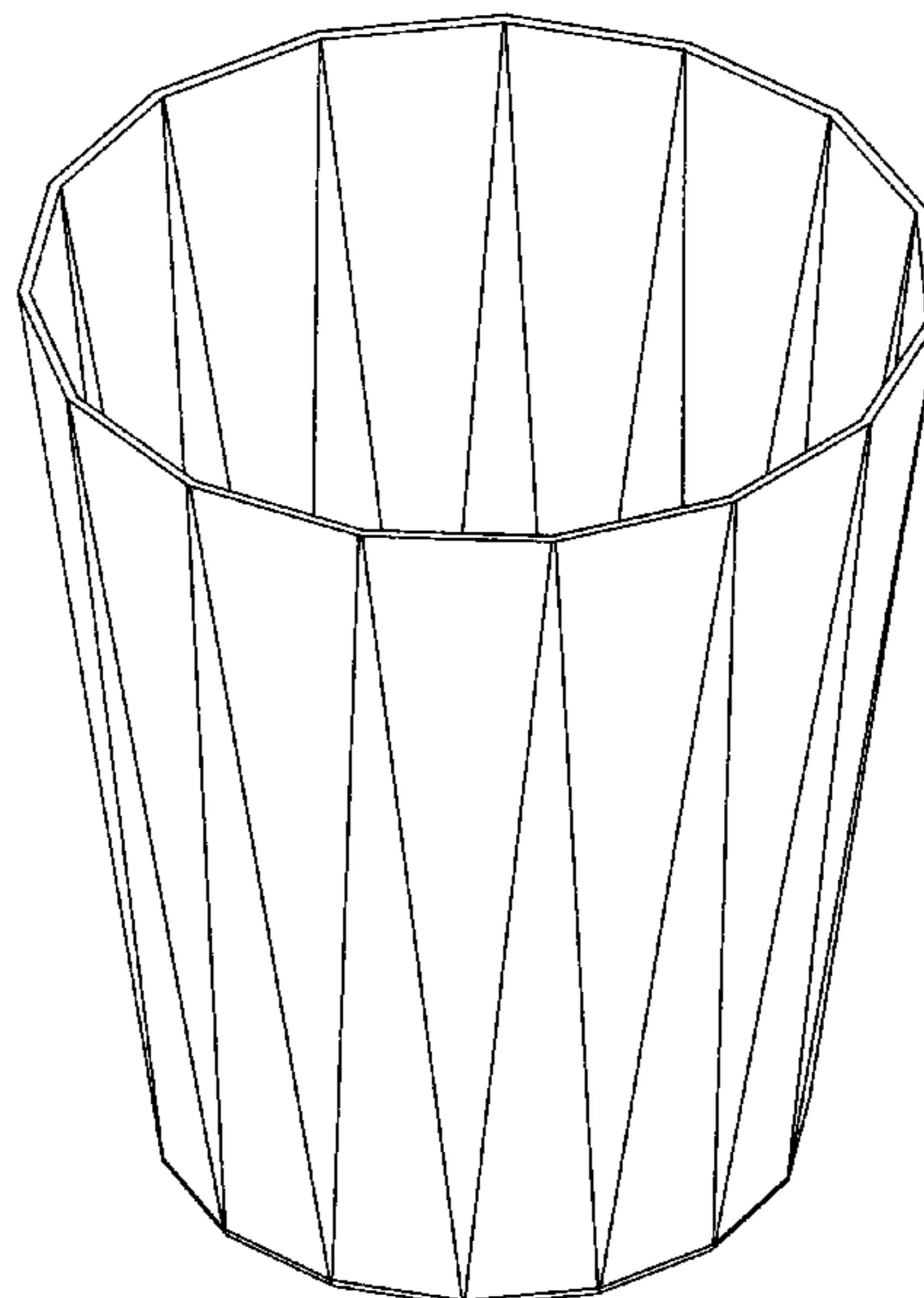
The ornamental design for a planter, as shown and described.

**DESCRIPTION**

FIG. 1 is a front-top isometric view of a planter showing my new design;  
FIG. 2 is a front view thereof;  
FIG. 3 is a rear view thereof;  
FIG. 4 is a left side view thereof;  
FIG. 5 is a right side view thereof;  
FIG. 6 is a top view thereof; and,  
FIG. 7 is a bottom view thereof.  
The broken lines shown in the drawings illustrate portions of the planter that form no part of the claimed design.

**1 Claim, 7 Drawing Sheets**

(56) **References Cited**  
U.S. PATENT DOCUMENTS  
357,698 A \* 2/1887 Burrough ..... A01G 9/04  
47/71  
D37,604 S \* 10/1905 Fletcher ..... D7/531  
D42,500 S \* 5/1912 Claussen et al. .... D7/526  
D54,749 S \* 3/1920 Huntley ..... D7/523  
D79,126 S \* 8/1929 Brown ..... D7/523  
D83,030 S \* 1/1931 Brown ..... D7/523



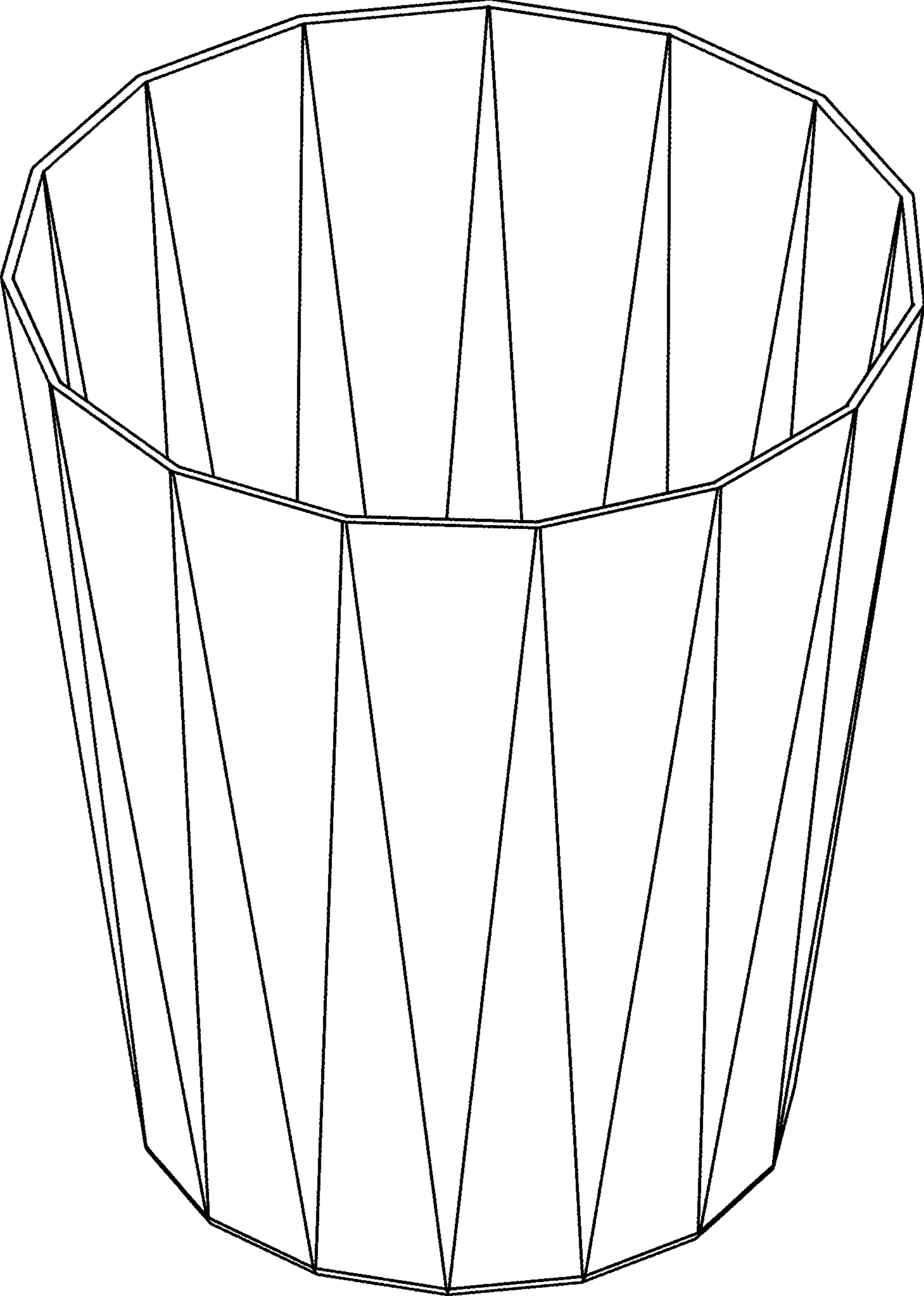


FIG. 1




FIG. 2




FIG. 3




FIG. 4




FIG. 5

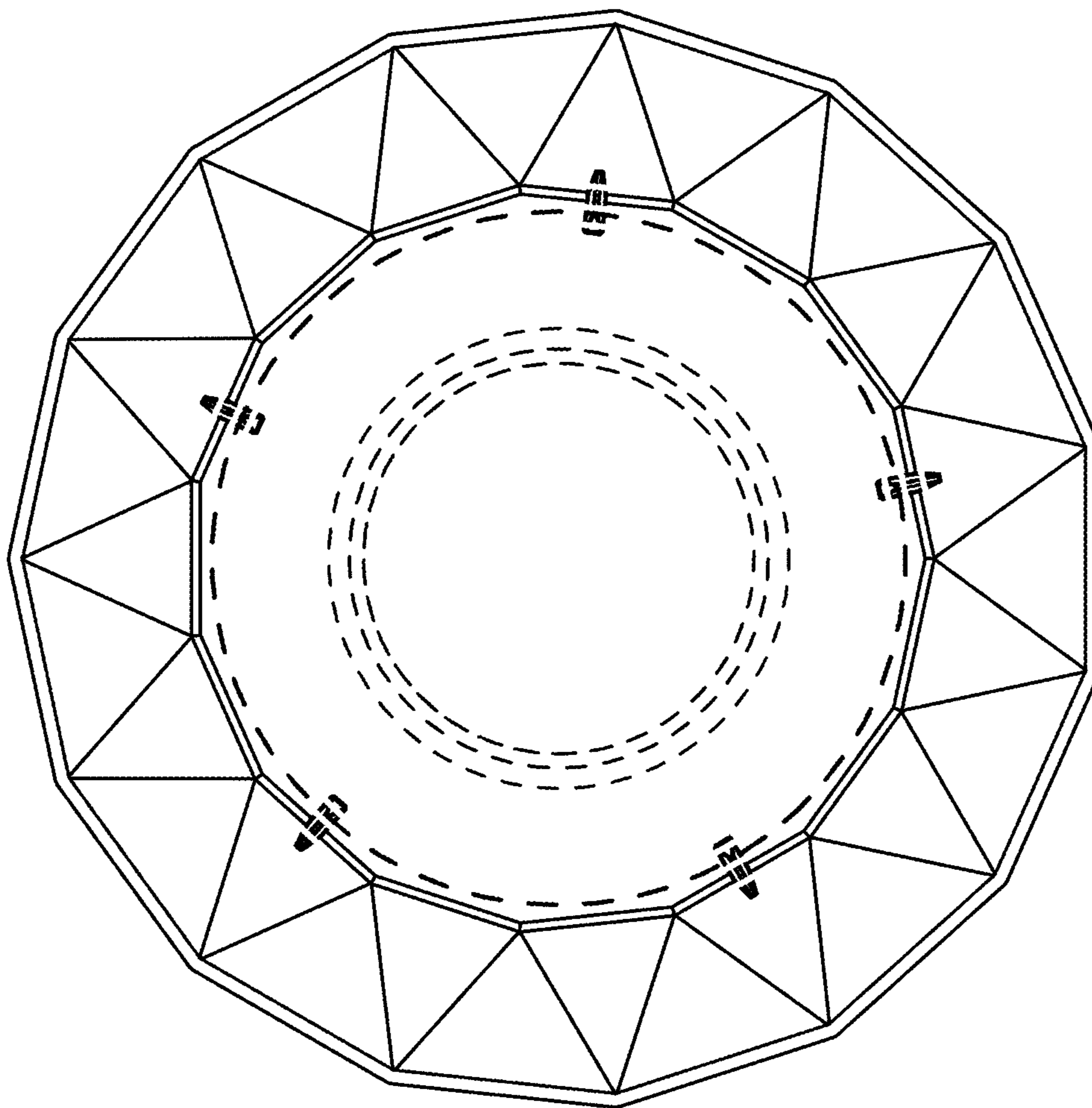


FIG. 6

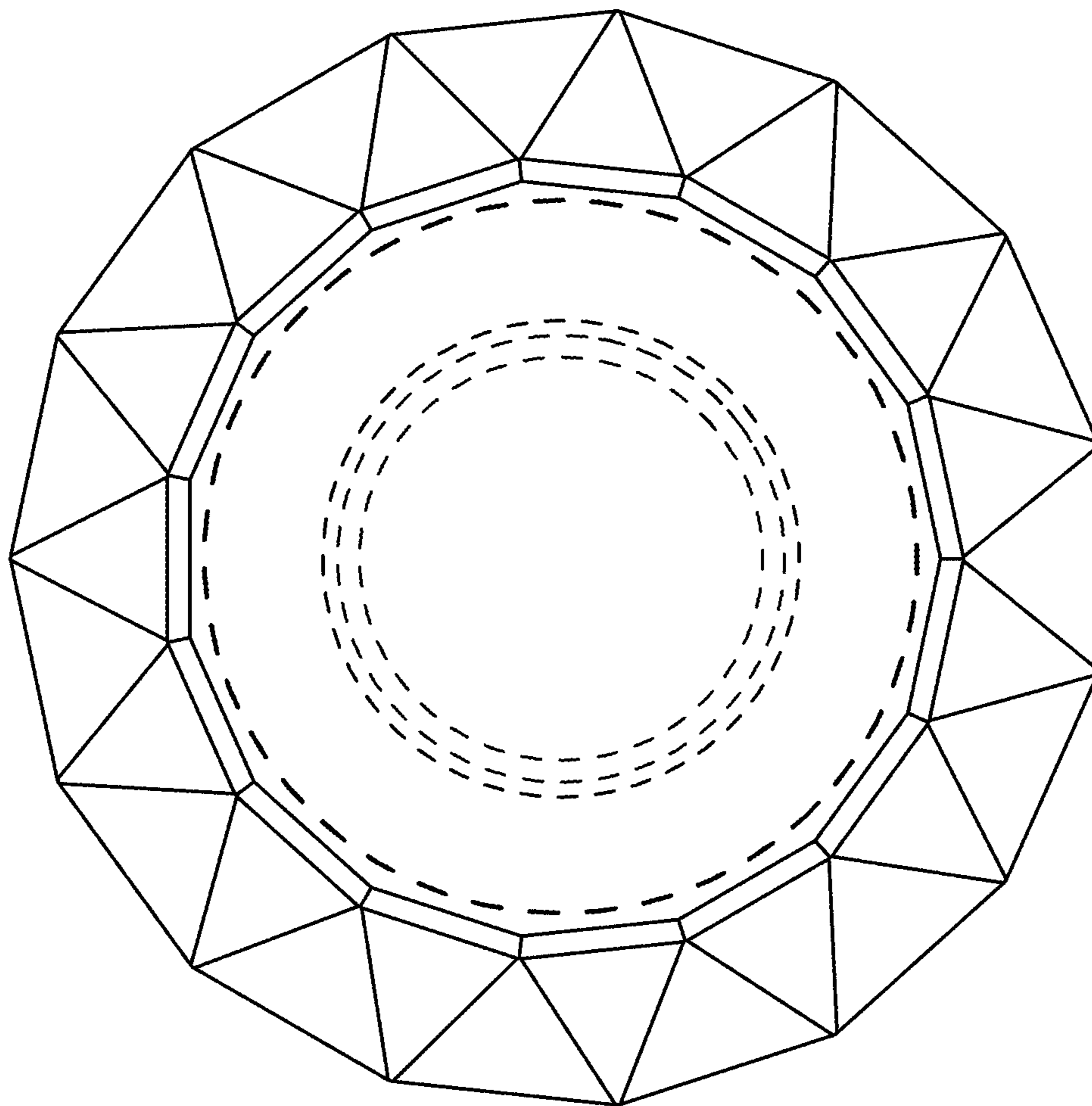


FIG. 7