



US00D835988S

(12) **United States Design Patent** (10) **Patent No.:** **US D835,988 S**
Pryor et al. (45) **Date of Patent:** **** Dec. 18, 2018**

(54) **WRAPPER FOR FOOD CONCENTRATE** 2,015,664 A * 10/1935 Eichstadt B44F 9/00
101/170
(71) Applicant: **Conopco, Inc.**, Englewood Cliffs, NJ D104,045 S * 4/1937 Perona D5/28
(US) D117,835 S * 11/1939 Meyer D5/59
2,870,953 A * 1/1959 Parker B65D 75/68
229/203
(72) Inventors: **James Garfield Pryor**, Slough (GB); D252,032 S * 6/1979 Popeck D19/59
Stephen John Gummer, Bucks (GB) D311,685 S * 10/1990 Tozawa D9/423
D503,612 S * 4/2005 Krebsbach D9/432
(73) Assignee: **CONOPCO, INC.**, Englewood Cliffs, D653,039 S * 1/2012 Mullins D5/28
NJ (US) D695,609 S * 12/2013 Rubio D9/434
D779,320 S * 2/2017 Rubio D9/432
D781,701 S * 3/2017 Brody D9/432
(**) Term: **15 Years** (Continued)

(21) Appl. No.: **29/603,683**

FOREIGN PATENT DOCUMENTS

(22) Filed: **May 11, 2017**

CN 201130410542 * 11/2011
KR 3020130051120 * 10/2013

(30) **Foreign Application Priority Data**

OTHER PUBLICATIONS

Nov. 18, 2016 (EM) 003471663-0001

Beistle Zebra Print Favor Boxes . Online, published date Jan. 24, 2013. Retrieved on Apr. 27, 2018 from URL: <https://www.amazon.com/Beistle-Zebra-Print-Favor-Boxes/dp/B00B5E4B7S>.*

(51) **LOC (11) Cl.** **09-03**

(52) **U.S. Cl.**

USPC **D9/432**; D9/713

(58) **Field of Classification Search**

USPC D9/414-434, 442-445, 456, 457, 542,
D9/563, 600, 614-624, 648, 655, 657,
D9/658, 661, 685, 696, 697-699, 707,
D9/711, 754, 759, 772-776; D7/601,
D7/602, 709; D3/273, 276, 304,
D3/309-313; D5/28-35, 58

CPC B65D 5/00; B65D 5/001; B65D 5/0015;
B65D 5/0227-5/0254; B65D 5/18; B65D
5/38; B65D 5/40; B65D 5/2033; B65D
5/48024; B65D 5/6605; B65D 1/22;
B65D 1/24; B65D 1/34; B65B 5/06

See application file for complete search history.

Primary Examiner — Karen S Acker

Assistant Examiner — Omeed Agilee

(74) *Attorney, Agent, or Firm* — Foley & Lardner LLP

(57) **CLAIM**

The ornamental design for a wrapper for food concentrate, as shown and described.

DESCRIPTION

FIG. 1 is a perspective view showing our new design;

FIG. 2 is a front view thereof;

FIG. 3 is a back view thereof;

FIG. 4 is a left side view thereof;

FIG. 5 is a right side view thereof;

FIG. 6 is a top view thereof; and,

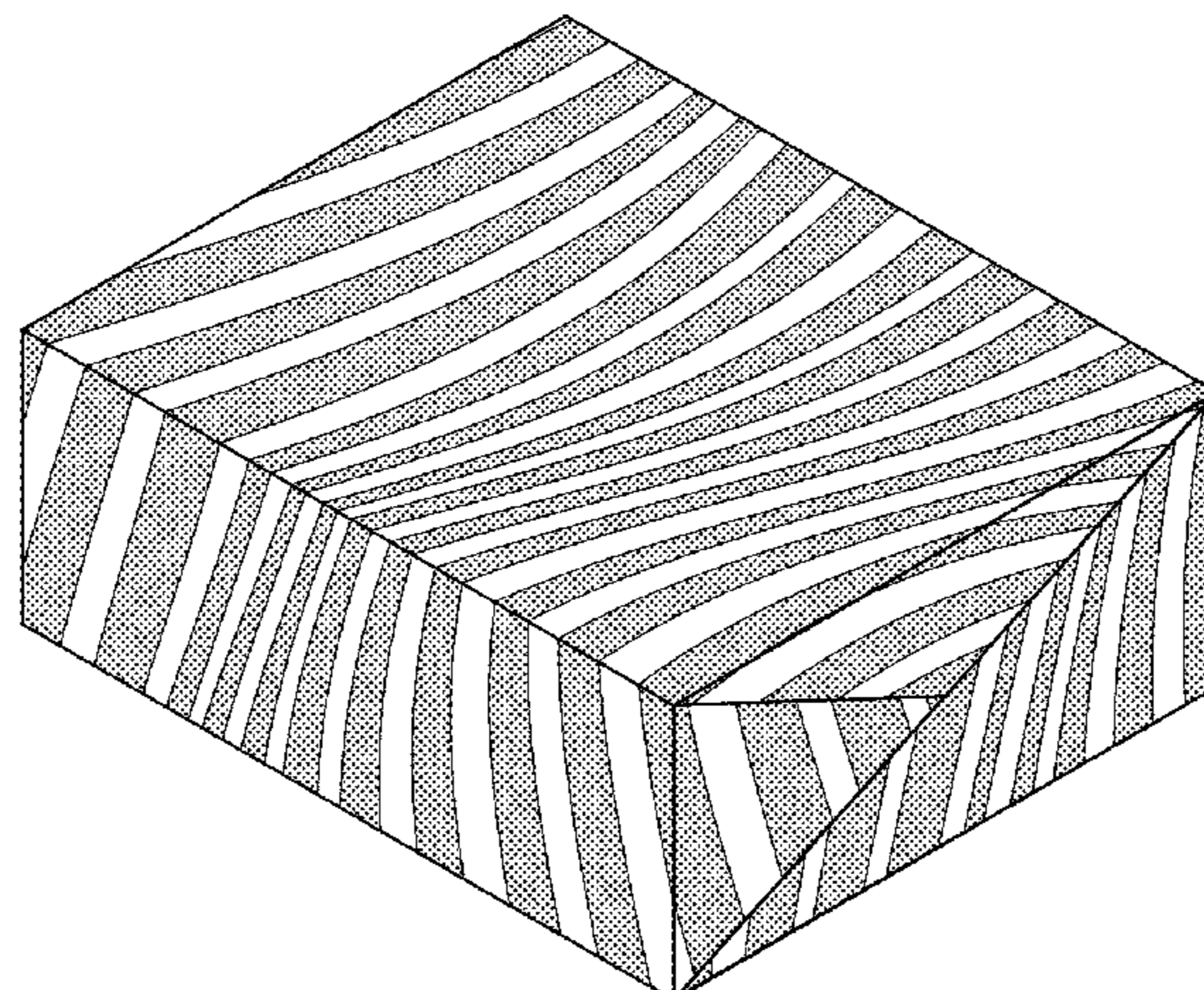
FIG. 7 is a bottom view thereof.

(56) **References Cited**

U.S. PATENT DOCUMENTS

D71,554 S * 11/1926 Gallet D5/62
D85,694 S * 12/1931 Hicks D9/432

1 Claim, 4 Drawing Sheets



(56)

References Cited

U.S. PATENT DOCUMENTS

2015/0191271 A1* 7/2015 Masague B65D 5/103
229/117.16

* cited by examiner

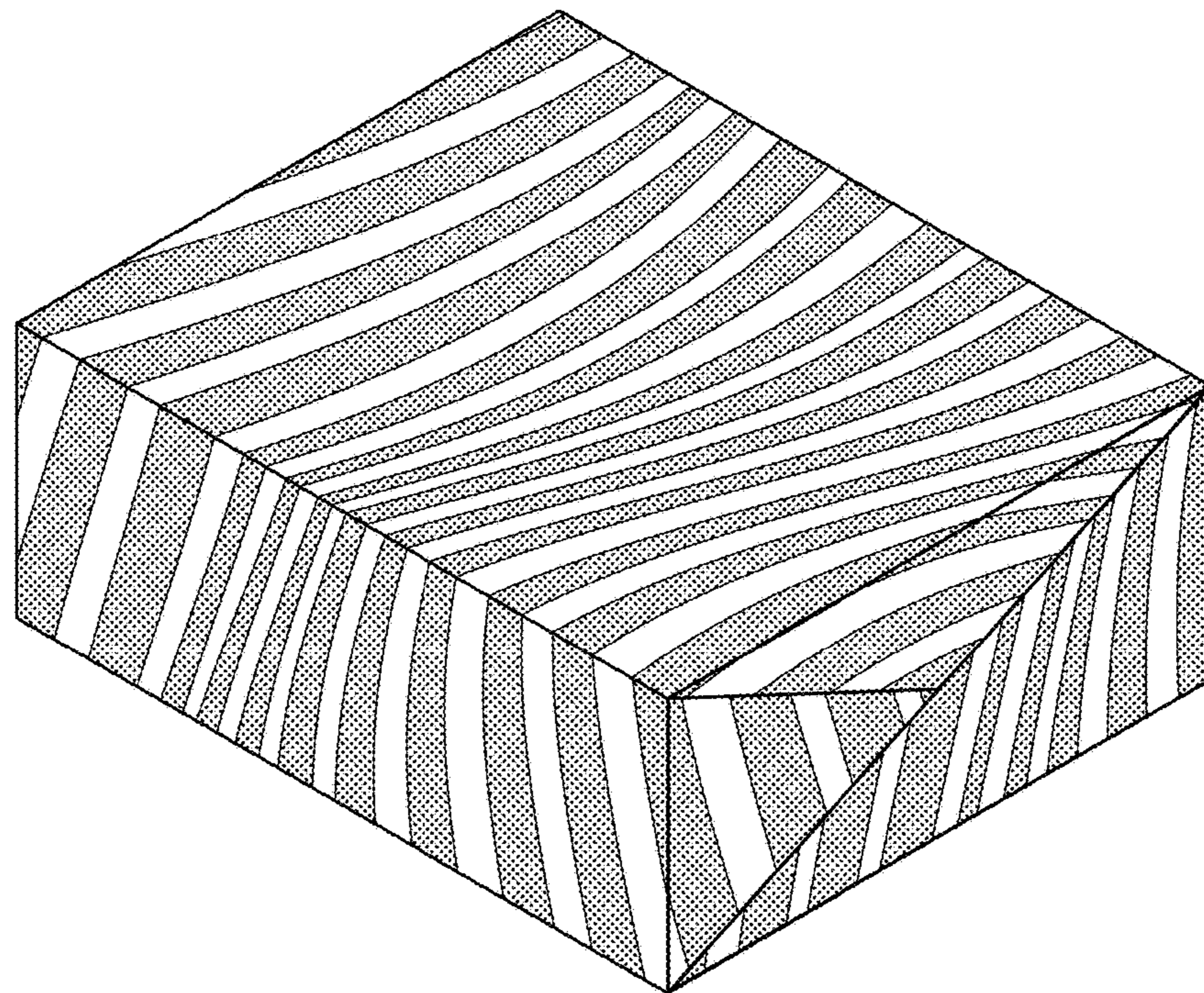


Fig. 1

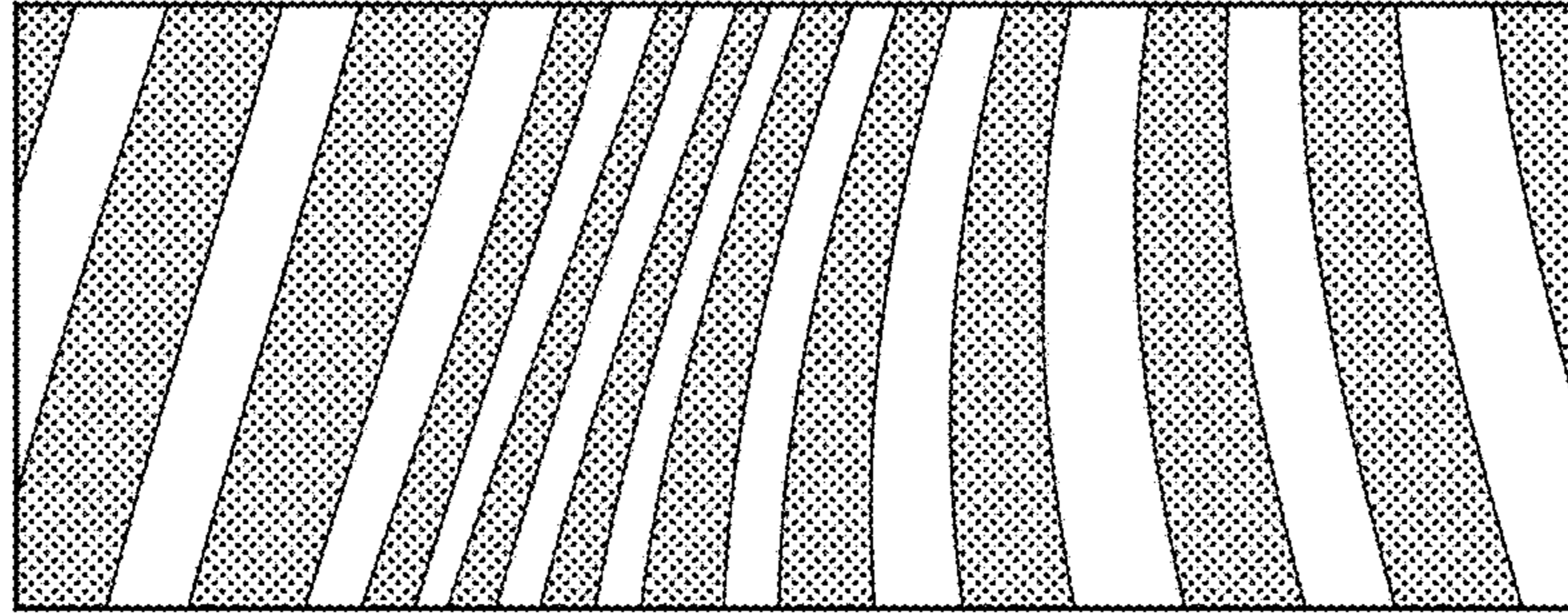


Fig. 2

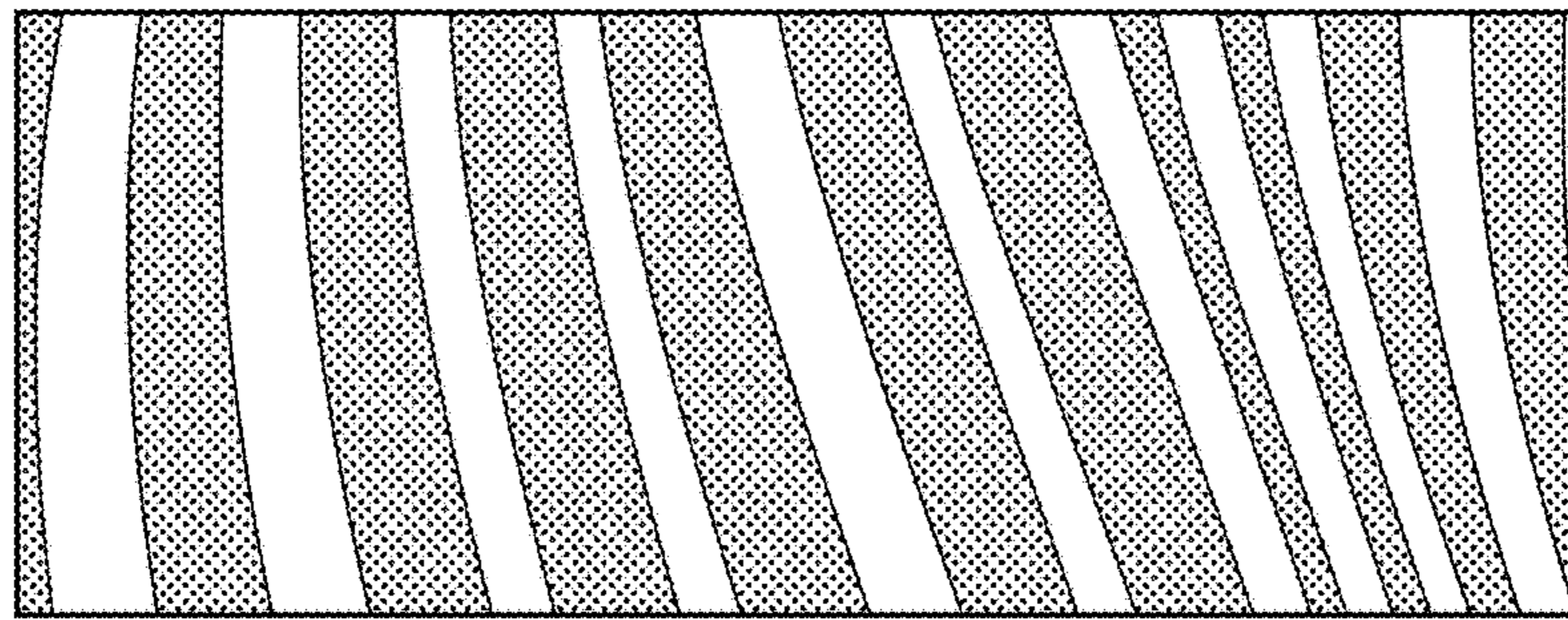


Fig. 3

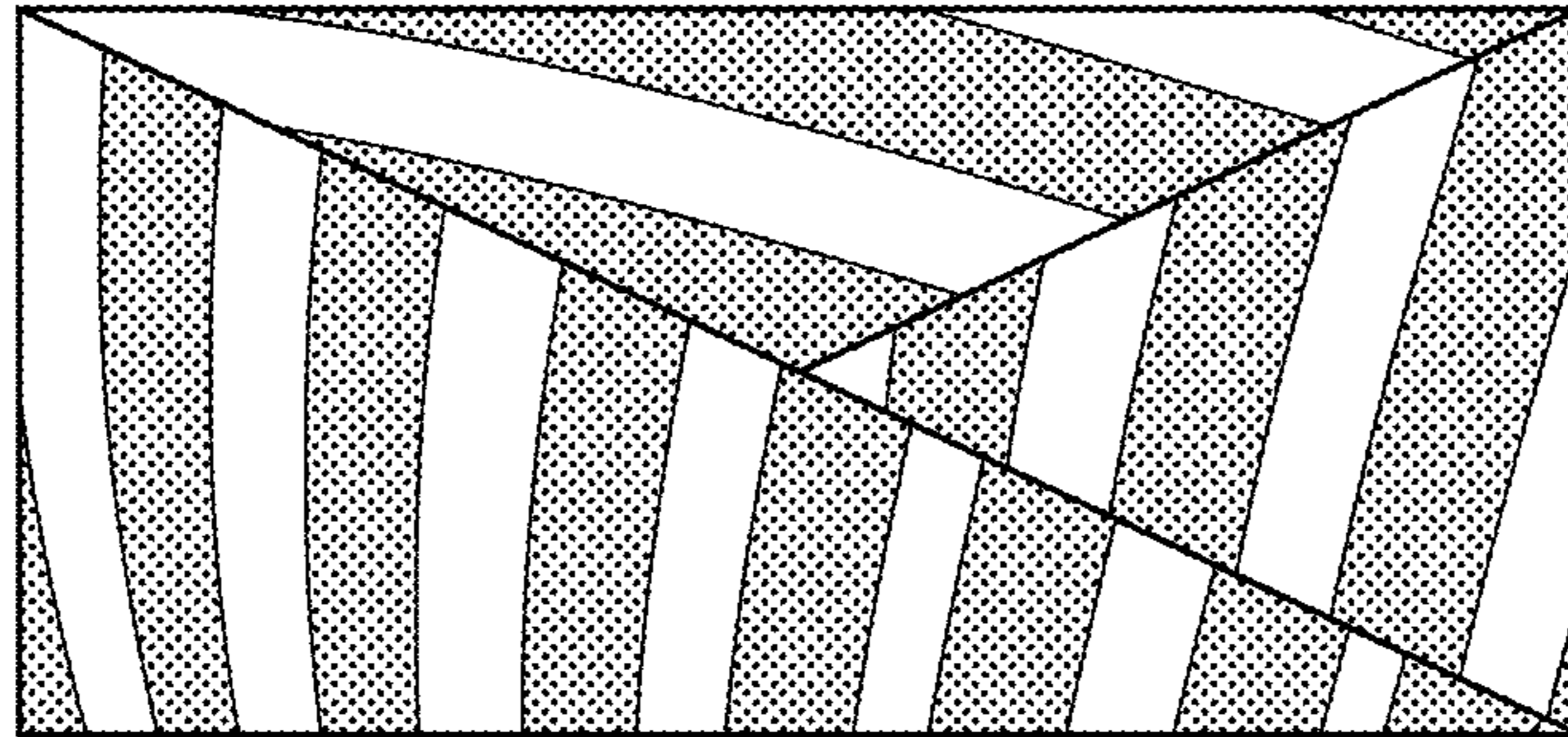


Fig. 4

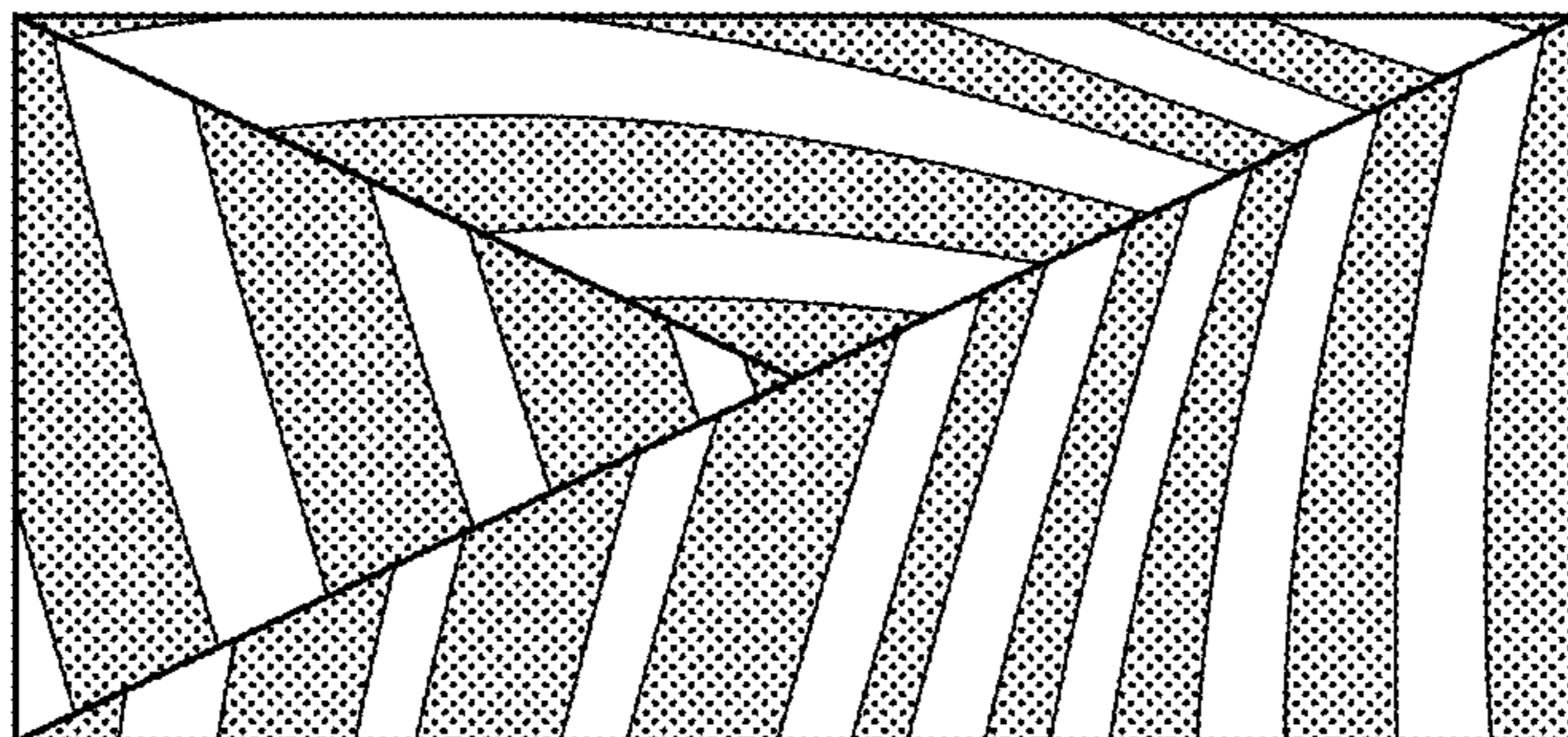


Fig. 5




Fig. 6

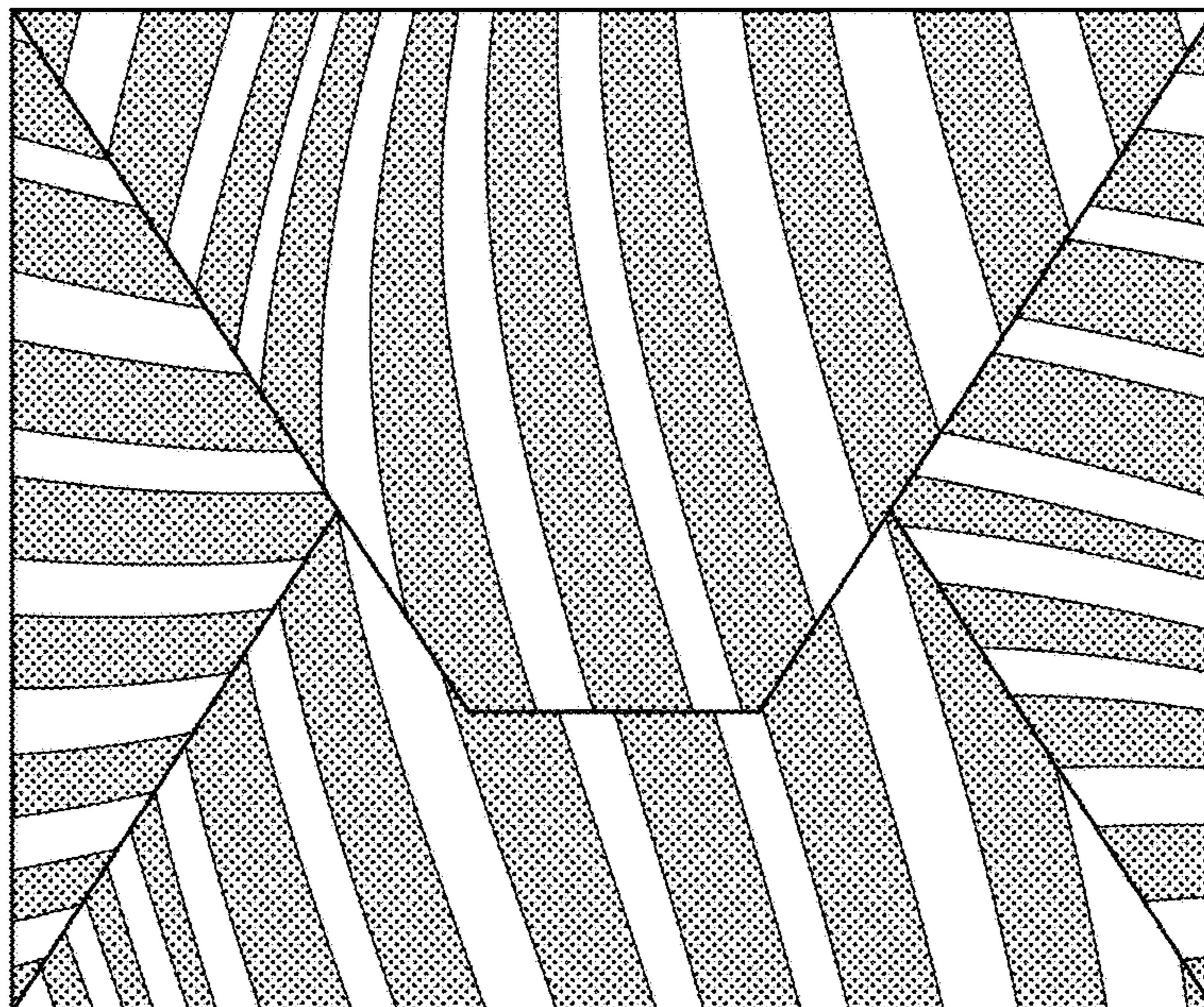


Fig. 7