



US00D835977S

(12) **United States Design Patent**
Pastorino et al.

(10) **Patent No.:** **US D835,977 S**
(45) **Date of Patent:** **** Dec. 18, 2018**

- (54) **GROUT ANCHORED ROCK BOLT**
- (71) Applicants: **Paolo Ettore Pastorino**, Johannesburg (ZA); **Anthony Steyn**, Johannesburg (ZA)
- (72) Inventors: **Paolo Ettore Pastorino**, Johannesburg (ZA); **Anthony Steyn**, Johannesburg (ZA)
- (73) Assignee: **NCM INNOVATION (PTY) LTD.**, Johannesburg (ZA)

(**) Term: **15 Years**

(21) Appl. No.: **29/554,071**

(22) Filed: **Feb. 8, 2016**

(51) **LOC (11) Cl.** **08-08**

(52) **U.S. Cl.**
USPC **D8/387**; D8/391

(58) **Field of Classification Search**
USPC D8/71, 349, 387, 384, 388, 391, 393, D8/499, 354
CPC ... E21D 21/00; E21D 21/004; E21D 21/0006; E21D 21/0026; E21D 21/0053; E21D 21/008; E21D 20/02; E21D 20/021; E21D 20/025; E04C 5/12; E04C 5/125; B21H 3/022

See application file for complete search history.

(56) **References Cited**

U.S. PATENT DOCUMENTS

- 1,998,970 A * 4/1935 Sloan B21H 1/22 428/574
- D265,288 S * 7/1982 McLean D8/391
- 4,370,840 A * 2/1983 Bisbee F27D 1/144 403/393
- 4,584,247 A * 4/1986 Mulholland E04C 5/08 411/411

- 4,649,729 A * 3/1987 McDowell B21B 1/163 405/259.1
- 4,955,219 A * 9/1990 Josef B21B 1/163 72/187
- 5,054,146 A * 10/1991 Wiesenfeld B21B 1/163 405/259.5
- 5,735,653 A * 4/1998 Schiefer E21D 21/0026 405/259.6
- 6,029,417 A * 2/2000 Leibhard F16B 13/141 405/259.6
- 6,240,696 B1 * 6/2001 Ludwig F16B 13/141 405/259.5
- 6,447,228 B1 * 9/2002 Fergusson B21K 1/44 405/259.5
- 7,802,951 B2 * 9/2010 Houck F16B 13/141 411/416
- D776,272 S * 1/2017 Backes A61M 1/0001 D24/128

(Continued)

Primary Examiner — Sandra S Snapp

Assistant Examiner — Ieisha N Price

(74) *Attorney, Agent, or Firm* — Young & Thompson

(57) **CLAIM**

The ornamental design for a grout anchored rock bolt, as shown and described.

DESCRIPTION

FIG. 1 is a perspective view of a grout anchored rock bolt showing the new design;

FIG. 2 is a front elevation view thereof;

FIG. 3 is a right side elevation view thereof;

FIG. 4 is a bottom plan view thereof;


FIG. 5 is a top plan view thereof;

FIG. 6 is a rear elevation view thereof; and,

FIG. 7 is a left side elevation view thereof.

The grout anchored rock bolt is shown with a symbolic break in its length. The appearance of any portion of the article between the break lines forms no part of the claimed design.

1 Claim, 3 Drawing Sheets



(56)

References Cited

U.S. PATENT DOCUMENTS

2005/0123360	A1*	6/2005	Mongrain	E21D 20/025 405/259.1
2010/0021245	A1*	1/2010	Li	E21D 21/008 405/259.5
2011/0052343	A1*	3/2011	Schmidt	E21D 21/008 411/57.1
2016/0177718	A1*	6/2016	Cawood	E21D 20/028 405/259.5

* cited by examiner

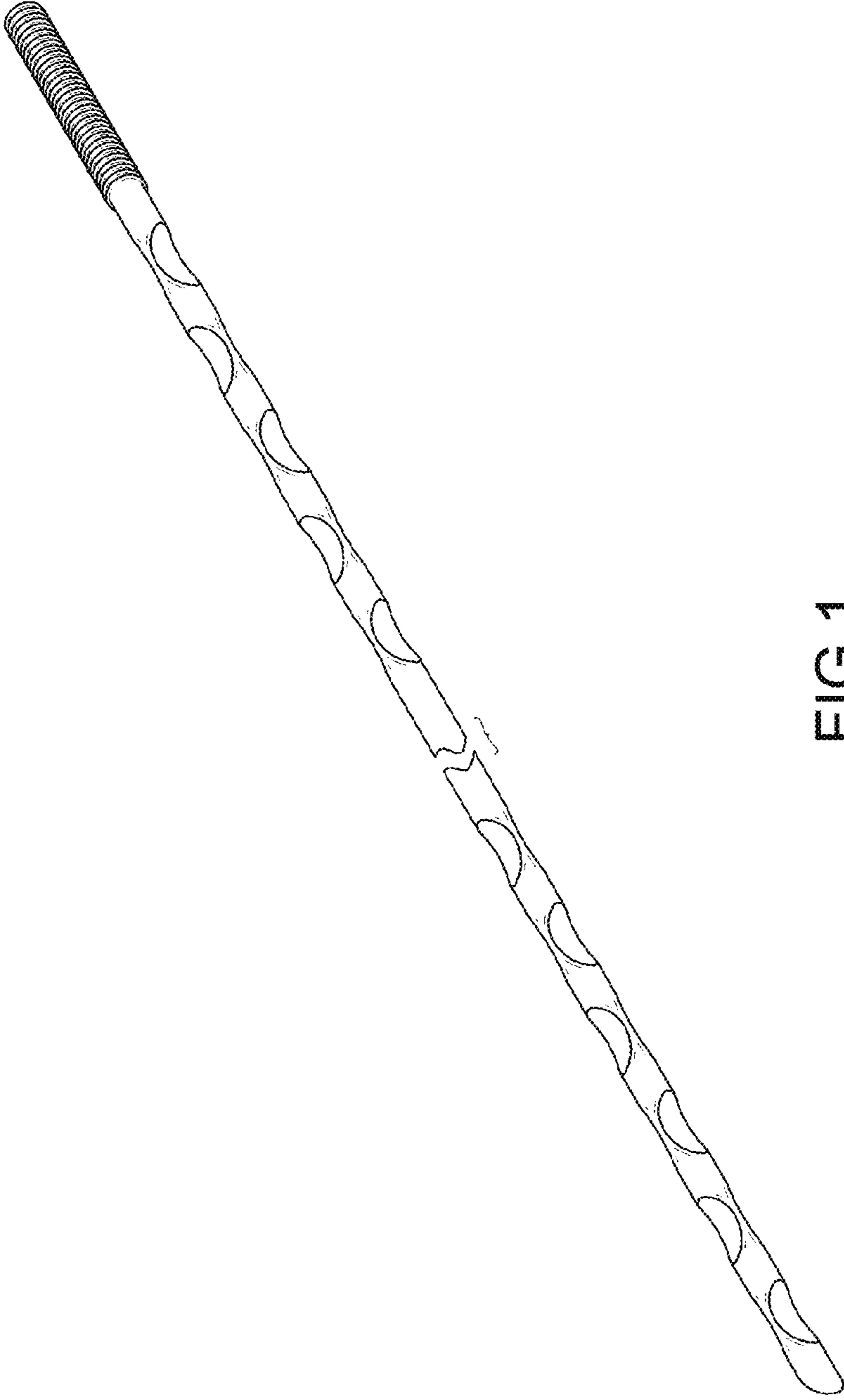


FIG.1



FIG. 2

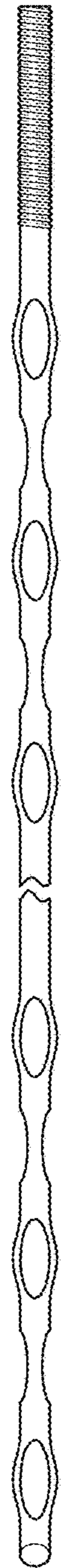


FIG. 3



FIG. 4



FIG. 5



FIG. 6

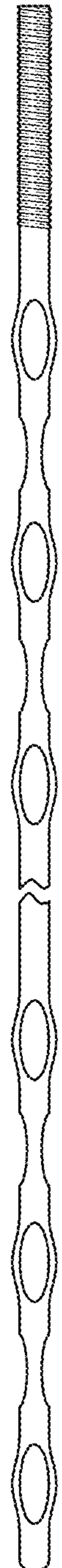


FIG. 7