



US00D835965S

(12) **United States Design Patent** (10) **Patent No.:** **US D835,965 S**
Su (45) **Date of Patent:** **** Dec. 18, 2018**

(54) HEAD OF A PRY BAR	D624,384 S * 9/2010 Su	D8/89
	D634,599 S * 3/2011 Good	D8/89
(71) Applicant: Hong Ann Tool Industries Co., Ltd., Taichung (TW)	8,511,207 B2 * 8/2013 Su	B25G 1/06 254/25
	8,550,437 B2 * 10/2013 Liou	B25F 1/00 254/115
(72) Inventor: Cheng-Wei Su, Taichung (TW)	8,763,225 B2 * 7/2014 Bruce	B25B 27/02 29/270
(73) Assignee: Hong Ann Tool Industries Co., Ltd., Taichung (TW)	D719,429 S * 12/2014 Gillogly	D8/89
	2012/0102699 A1 * 5/2012 Bruce	B25B 27/02 29/275
(**) Term: 15 Years	2012/0223279 A1 * 9/2012 Liou	B25F 1/00 254/130
(21) Appl. No.: 29/584,774	2014/0145127 A1 * 5/2014 Su	B25G 1/04 254/129

* cited by examiner

(30) **Foreign Application Priority Data**

Nov. 7, 2016 (TW) 105306673

(51) **LOC (11) Cl.** **08-05**
(52) **U.S. Cl.**
USPC **D8/89**

(58) **Field of Classification Search**
USPC D8/14, 81, 105, 88, 89
CPC B25G 1/06; B25G 1/04; B25G 3/38; Y10T
403/32271; Y10T 403/32368; Y10T
403/32434; B25B 27/02
See application file for complete search history.

(56) **References Cited**

U.S. PATENT DOCUMENTS

1,551,035 A *	8/1925	Kurau	F16G 11/12 140/123.6
2,379,387 A *	6/1945	Tessier	B25B 27/02 254/131
7,278,626 B1 *	10/2007	Chang	B66F 15/00 254/25
D593,835 S *	6/2009	Good	D8/89

Primary Examiner — Philip S Hyder
(74) *Attorney, Agent, or Firm* — Alan D. Kamrath;
Kamrath IP Lawfirm, P.A.

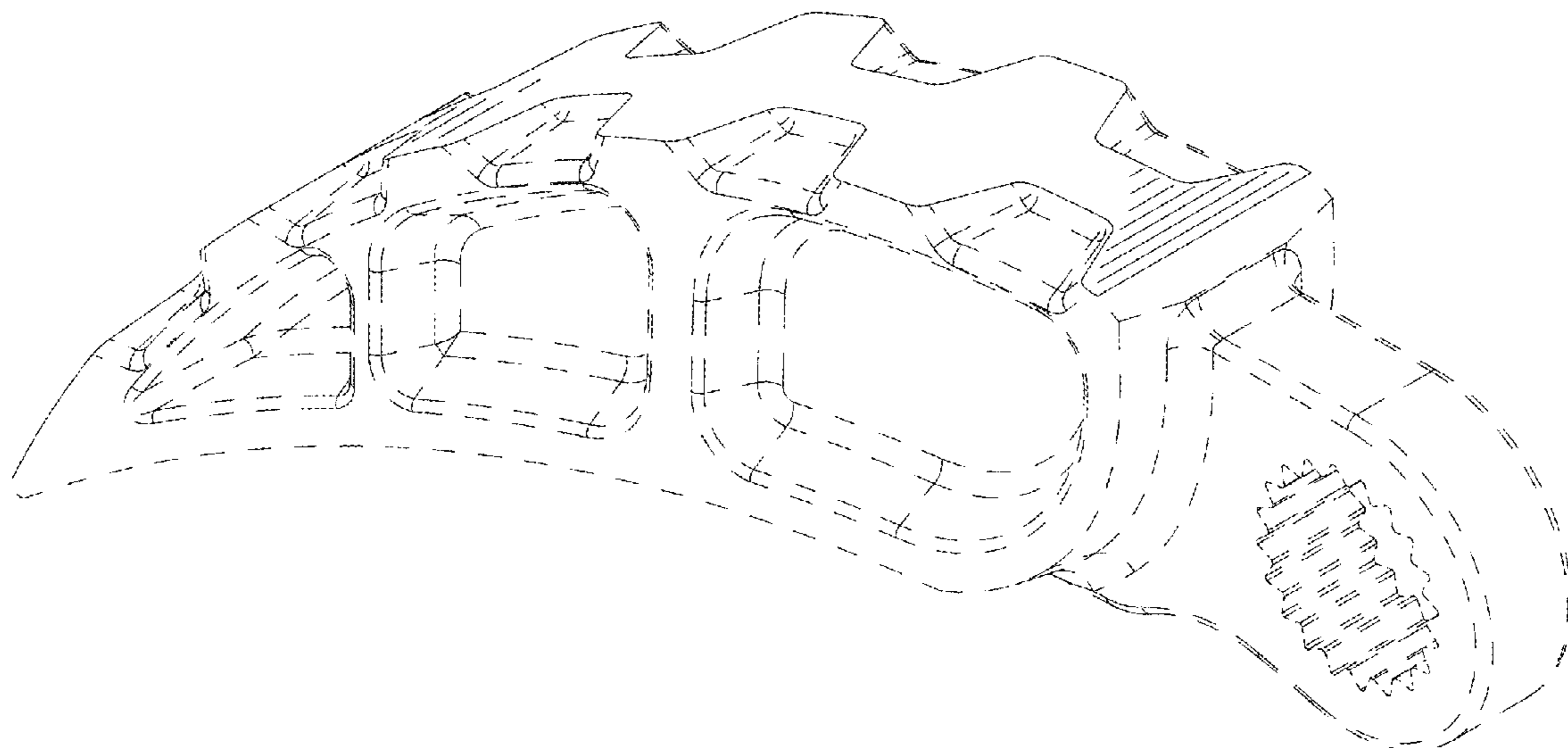
(57) **CLAIM**

The ornamental design for head of a pry bar, as shown and described.

DESCRIPTION

FIG. 1 is a perspective view of a head of a pry bar showing my new design;
FIG. 2 is a front view thereof;
FIG. 3 is a rear view thereof;
FIG. 4 is a left view thereof;
FIG. 5 is a right view thereof;
FIG. 6 is a top view thereof; and,
FIG. 7 is a bottom view thereof.
The broken lines depict portions of the head of a pry bar in which the design is embodied that are not considered part of the claimed design.

1 Claim, 7 Drawing Sheets



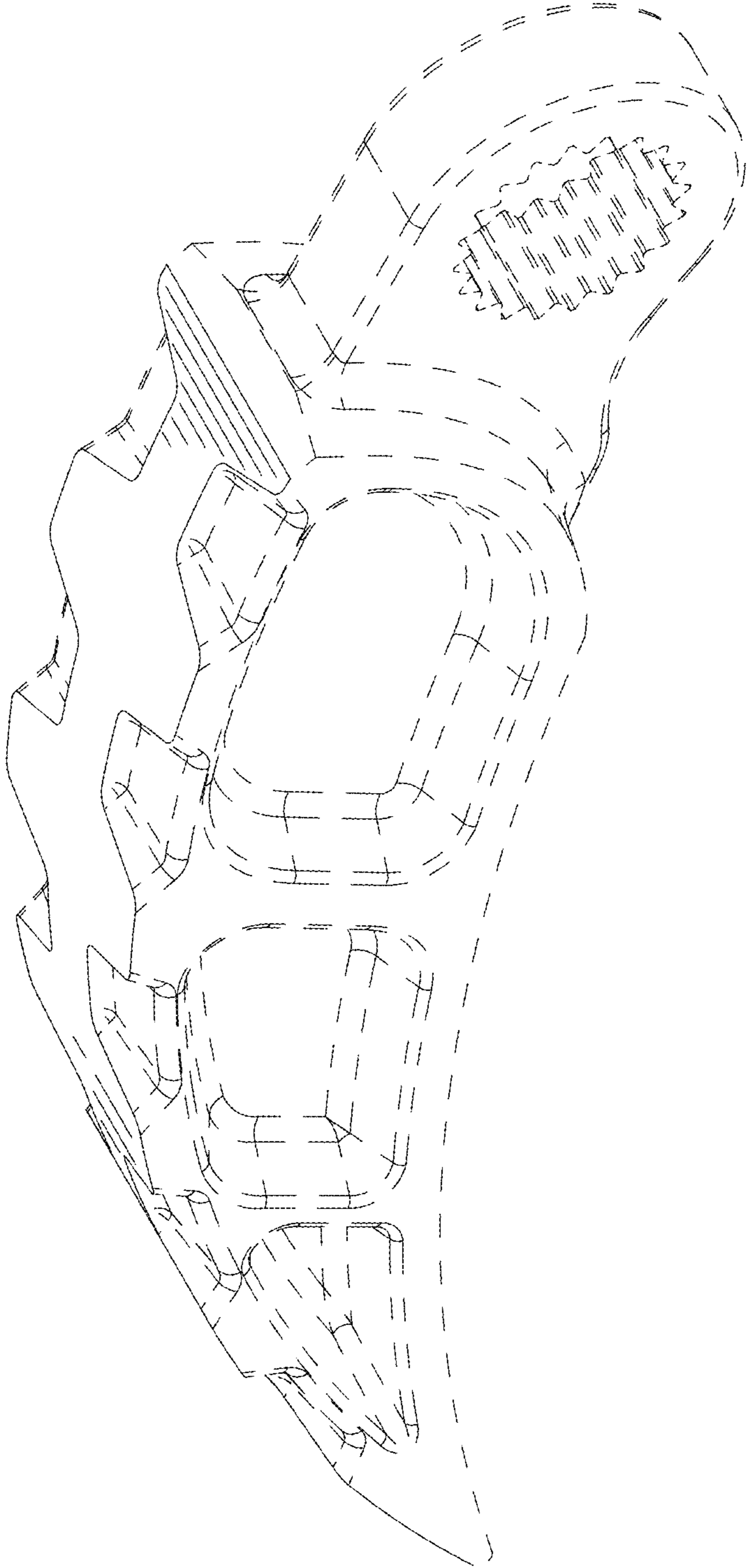


FIG. 1

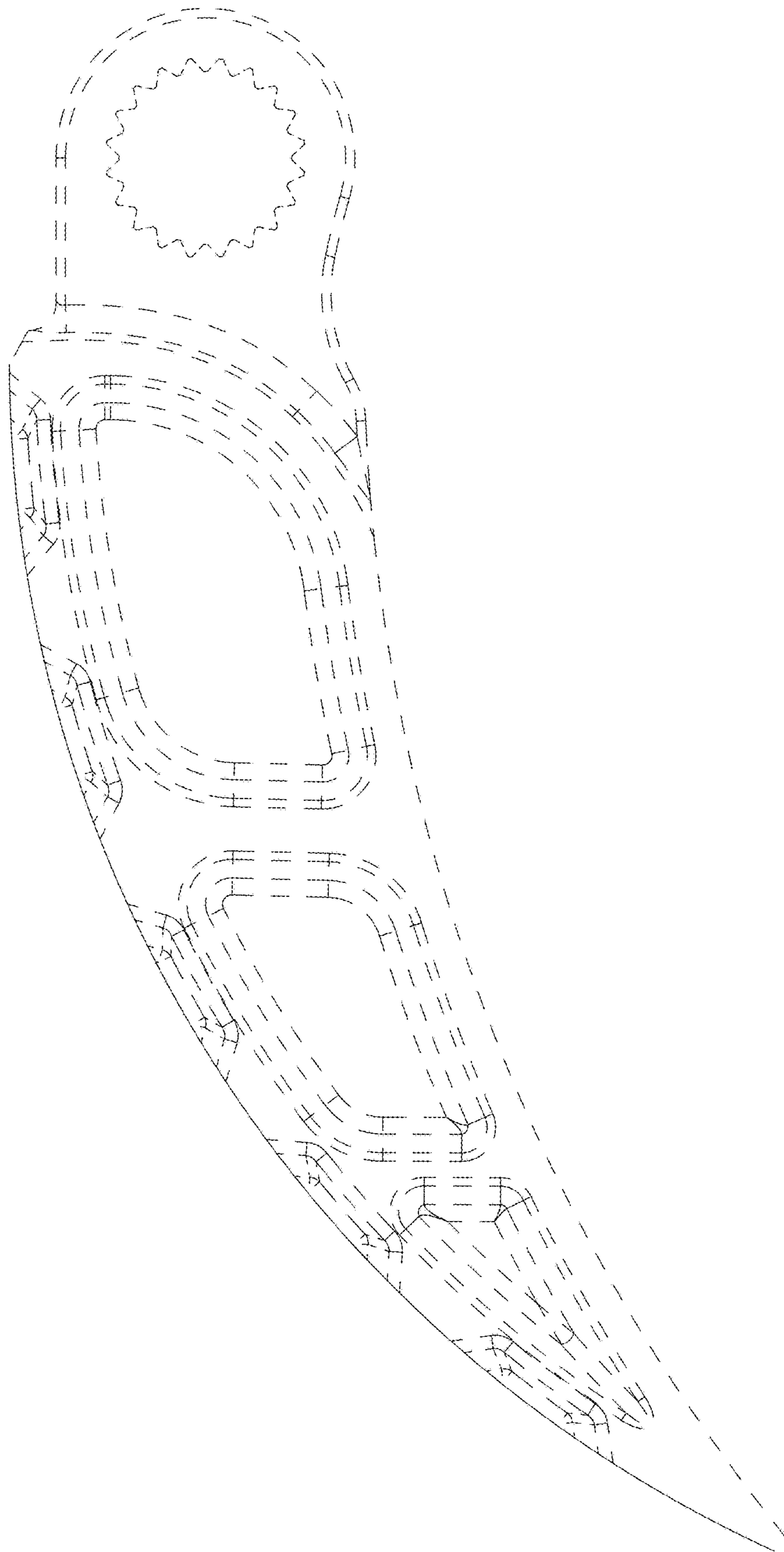


FIG. 2

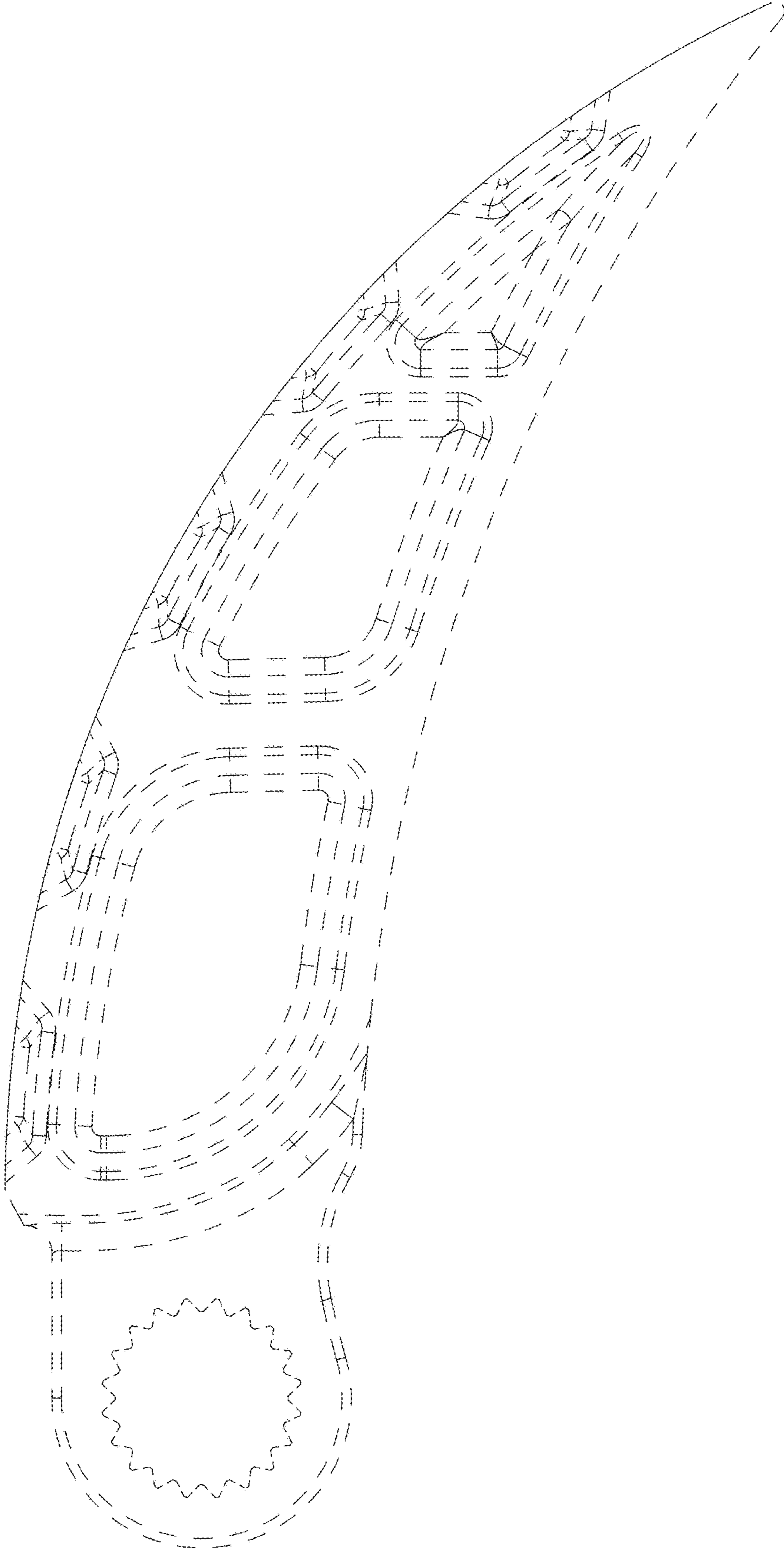


FIG. 3

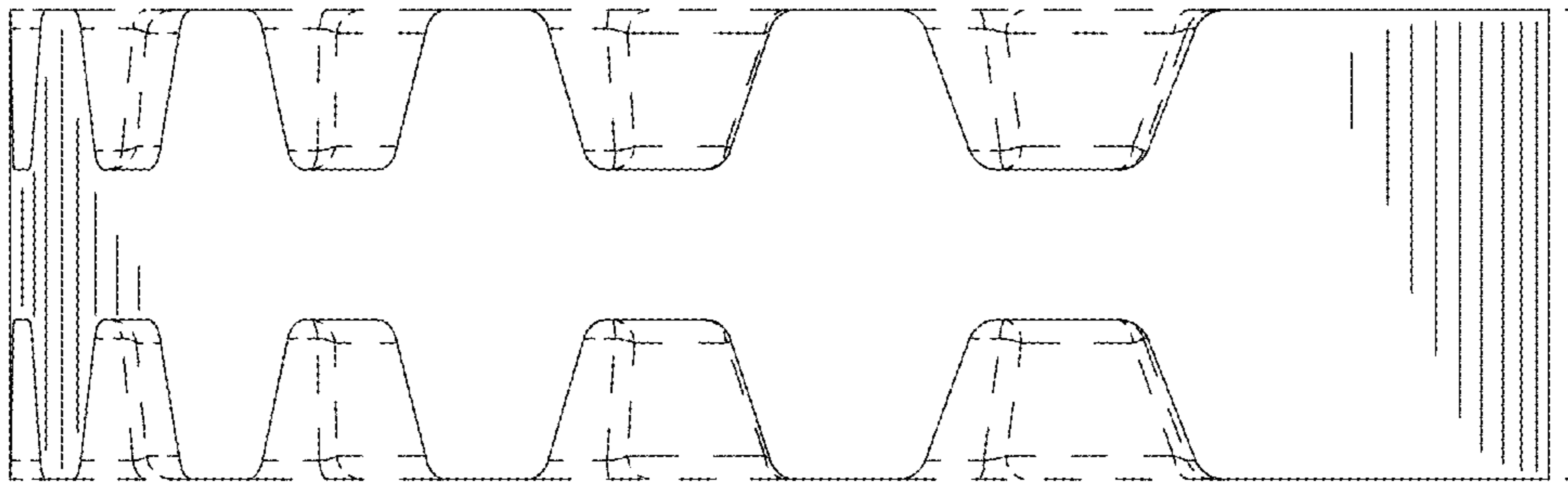


FIG. 4

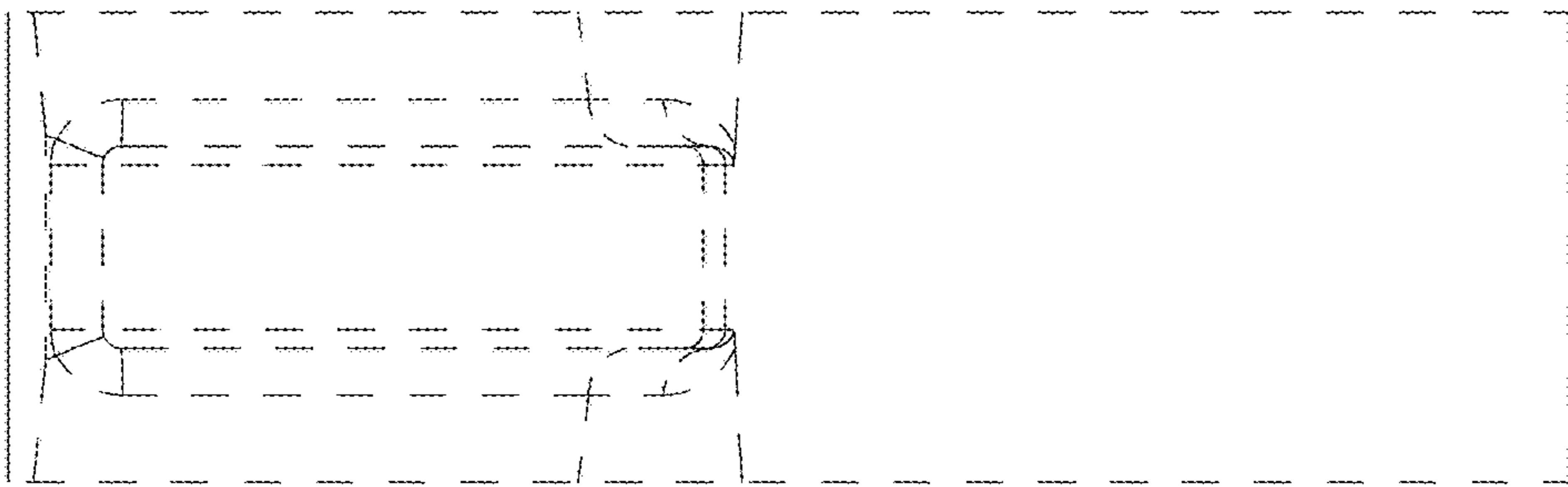


FIG. 5

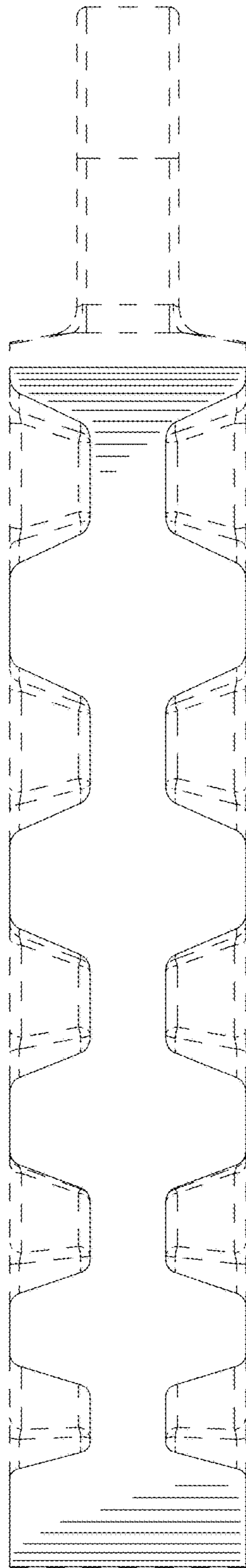


FIG. 6




FIG. 7