



US00D835956S

(12) **United States Design Patent** (10) **Patent No.:** **US D835,956 S**  
**Felton et al.** (45) **Date of Patent:** **\*\* Dec. 18, 2018**

(54) **SAW BLADE** 4,739,557 A \* 4/1988 Wagner ..... B23D 51/10  
30/339

(71) Applicant: **MILWAUKEE ELECTRIC TOOL CORPORATION**, Brookfield, WI (US) D352,218 S \* 11/1994 Nygard ..... D8/70  
D406,023 S \* 2/1999 Okada ..... D8/20  
6,244,152 B1 \* 6/2001 Di Nicolantonio .. B23D 61/021  
83/835

(72) Inventors: **Shane N. Felton**, Colgate, WI (US);  
**Paul Trautner**, Menomonee Falls, WI  
(US); **Timothy L. Hallett**, Muskego,  
WI (US); **Austin J. Kazda**, Wauwatosa,  
WI (US) D482,945 S 12/2003 Grolimund  
D527,233 S 8/2006 Burke, III  
7,127,979 B2 10/2006 Kocher et al.  
7,225,714 B2 \* 6/2007 Rompel ..... B23D 61/121  
76/112

(73) Assignee: **MILWAUKEE ELECTRIC TOOL CORPORATION**, Brookfield, WI (US) D565,369 S 4/2008 Dawson  
D686,470 S \* 7/2013 Ji ..... D8/20  
D688,543 S \* 8/2013 Neitzell ..... D8/20  
8,689,667 B2 4/2014 Butzen et al.  
D706,099 S \* 6/2014 Neitzell ..... D8/20  
8,776,659 B2 7/2014 Butzen et al.  
D725,450 S \* 3/2015 Hampton ..... D8/20

(\*\*) Term: **15 Years**

(Continued)

(21) Appl. No.: **29/607,650**

(22) Filed: **Jun. 15, 2017**

(51) **LOC (11) Cl.** ..... **08-03**

(52) **U.S. Cl.**  
USPC ..... **D8/20**

(58) **Field of Classification Search**  
USPC ..... D8/19, 20, 70, 98, 99, 100, 101;  
D15/133, 134, 139  
CPC .... B23D 61/12; B23D 61/121; B23D 61/123;  
B23D 61/126; B23D 49/14; B23D  
61/006; B23D 61/127; B23D 61/128;  
B23D 61/14; B23D 61/18; D26B 9/00;  
D26B 9/02

See application file for complete search history.

(56) **References Cited**

**U.S. PATENT DOCUMENTS**

D162,794 S \* 4/1951 Derr ..... 30/166.3  
2,741,279 A \* 4/1956 Stratton ..... B23D 61/121  
83/850  
3,374,815 A \* 3/1968 Anderson, Jr. .... B23D 61/128  
83/852  
4,036,236 A \* 7/1977 Rhodes, Jr. .... B23D 61/123  
30/348

**FOREIGN PATENT DOCUMENTS**

WO 2011140533 11/2011

*Primary Examiner* — Elizabeth A. Albert

(74) *Attorney, Agent, or Firm* — Michael Best & Friedrich LLP

(57) **CLAIM**

We claim the ornamental design for a saw blade, as shown and described.

**DESCRIPTION**

FIG. 1 is a perspective view of a saw blade showing my new design.

FIG. 2 is a side view of the saw blade of FIG. 1.

FIG. 3 is a first end view of the saw blade of FIG. 1.

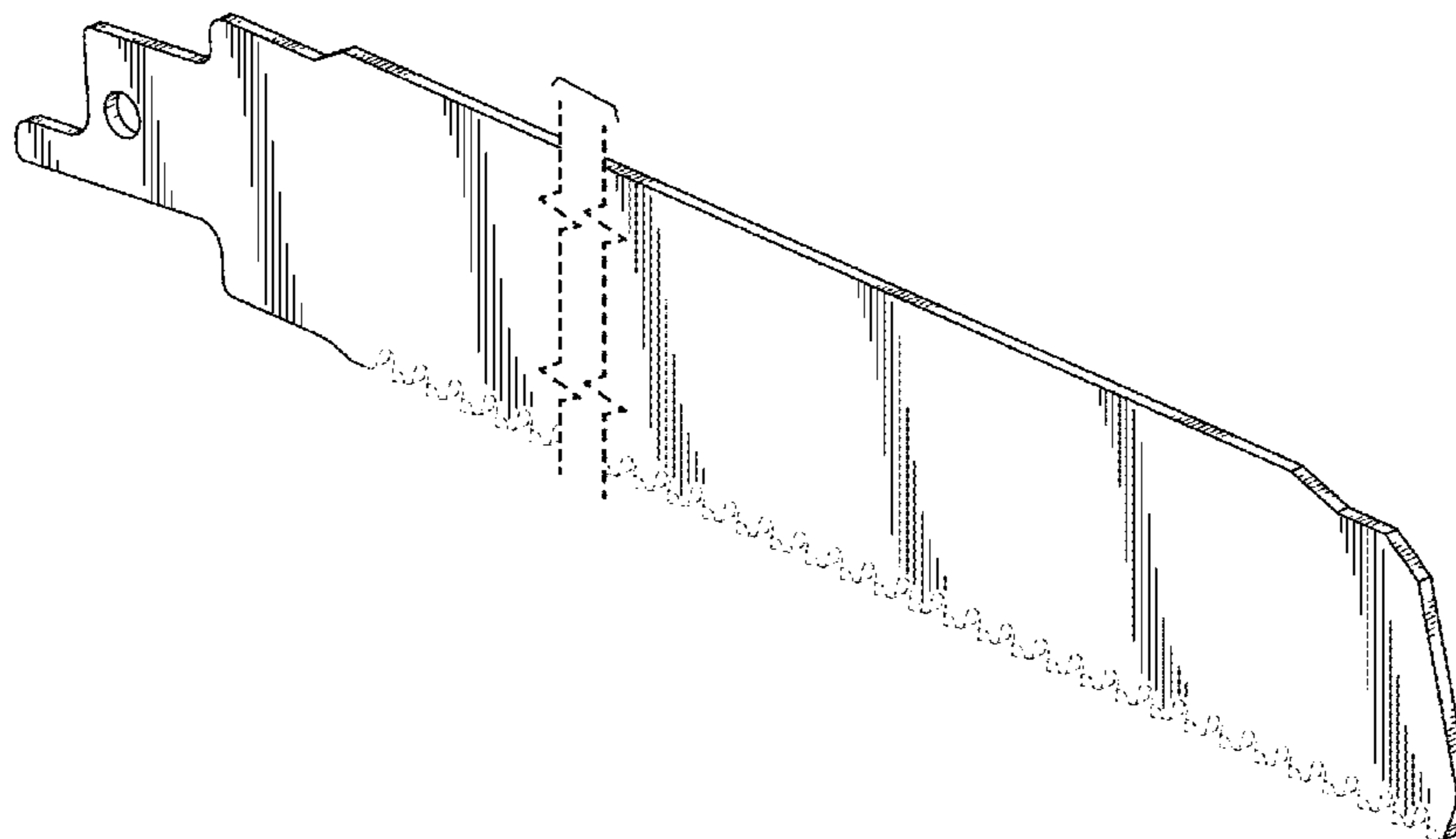
FIG. 4 is a second end view of the saw blade of FIG. 1.

FIG. 5 is a top view of the saw blade of FIG. 1; and,

FIG. 6 is a bottom view of the saw blade of FIG. 1.

The broken away symbols in the drawings indicate the appearance of any portion of the article between the break lines forms no part of the claimed design.

**1 Claim, 3 Drawing Sheets**



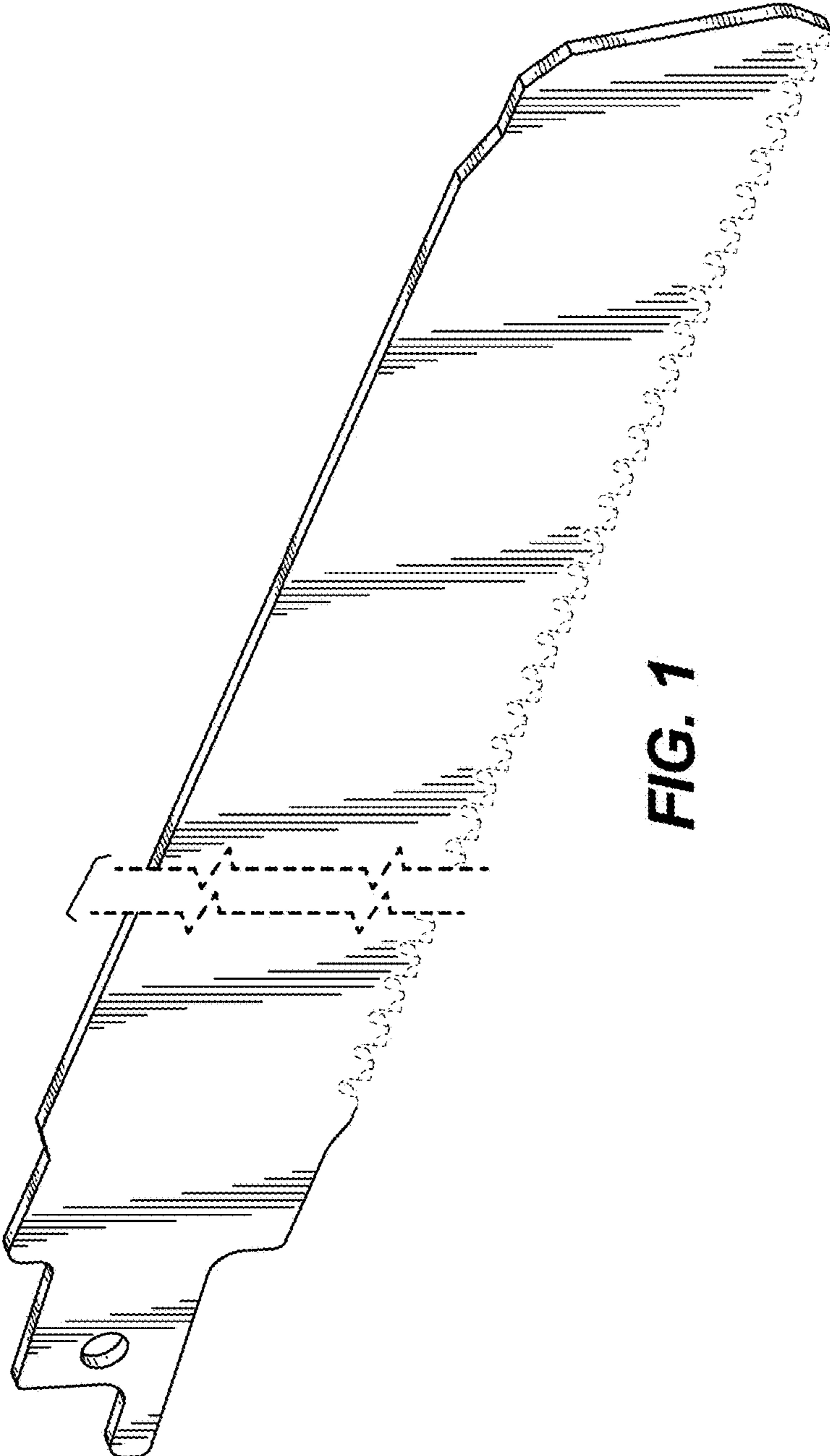
(56)

**References Cited**

## U.S. PATENT DOCUMENTS

D732,914 S \* 6/2015 Hampton ..... D8/20  
9,079,259 B2 7/2015 Grolimund  
9,132,492 B2 \* 9/2015 Butzen ..... B23D 61/125  
9,757,807 B2 \* 9/2017 Hampton ..... B23D 61/121  
9,827,626 B2 11/2017 Kazda et al.  
9,884,380 B2 \* 2/2018 Muti ..... B23D 61/123  
2002/0184988 A1 12/2002 Rohman et al.  
2003/0024354 A1 \* 2/2003 Ward ..... B23D 61/025  
76/58  
2003/0200853 A1 \* 10/2003 Gongola ..... B23B 51/02  
83/522.15  
2005/0211046 A1 \* 9/2005 Thomas ..... B23D 61/121  
83/855  
2005/0262702 A1 \* 12/2005 Hawthorn ..... B23D 61/126  
30/166.3  
2006/0016315 A1 1/2006 Zorich et al.  
2006/0065098 A1 3/2006 Cranna  
2006/0174495 A1 \* 8/2006 Jumior ..... B23D 51/10  
30/339  
2009/0119931 A1 \* 5/2009 Gongola ..... B23B 51/02  
30/286  
2009/0145280 A1 6/2009 Bucks et al.  
2009/0199693 A1 8/2009 Heyen  
2011/0259168 A1 10/2011 Butzen et al.  
2012/0090443 A1 4/2012 Butzen et al.  
2013/0333541 A1 12/2013 Karlen et al.  
2014/0283667 A1 9/2014 Butzen et al.  
2017/0120356 A1 5/2017 George et al.  
2017/0120357 A1 \* 5/2017 Trautner ..... B23D 61/125  
2017/0326661 A1 11/2017 Butzen et al.  
2018/0085838 A1 \* 3/2018 Green ..... B23D 61/123  
2018/0099342 A1 \* 4/2018 Muti ..... B23D 61/123

\* cited by examiner



**FIG. 1**

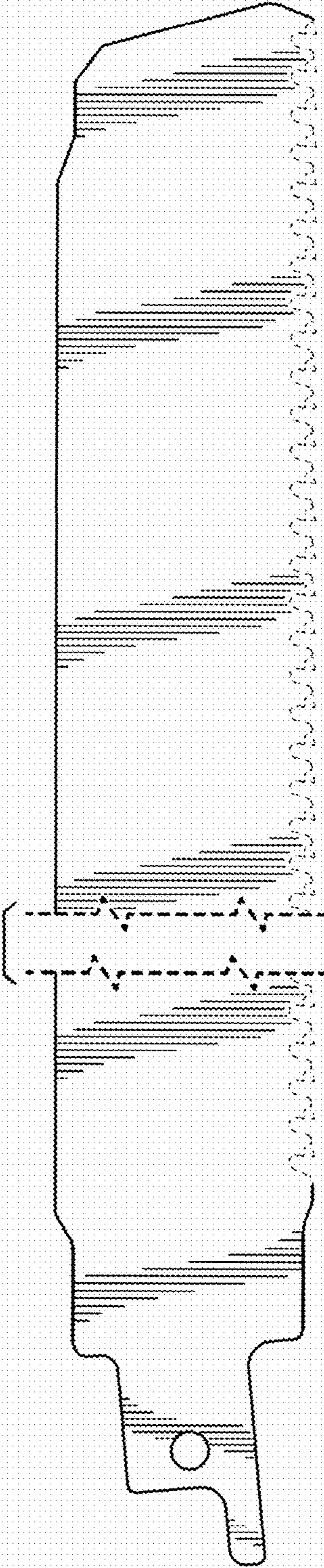


FIG. 2





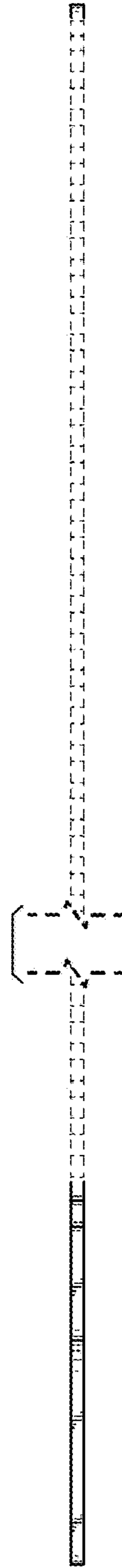
FIG. 4



FIG. 3



**FIG. 5**



**FIG. 6**