



US00D835954S

(12) **United States Design Patent** (10) **Patent No.:** **US D835,954 S**  
**Heath et al.** (45) **Date of Patent:** **\*\* Dec. 18, 2018**

(54) **SAW BLADE**  
(71) Applicant: **MILWAUKEE ELECTRIC TOOL CORPORATION**, Brookfield, WI (US)  
(72) Inventors: **Peter R. Heath**, Sussex, WI (US); **Bryan C. Ward**, Wauwatosa, WI (US); **Christopher J. Rechlin**, Menomonee Falls, WI (US); **Austin J. Kazda**, Wauwatosa, WI (US); **Matthew B. Lois**, Oconomowoc, WI (US)

(73) Assignee: **MILWAUKEE ELECTRIC TOOL CORPORATION**, Brookfield, WI (US)

(\*\*) Term: **15 Years**

(21) Appl. No.: **29/604,199**

(22) Filed: **May 16, 2017**

(51) **LOC (11) Cl.** ..... **08-03**

(52) **U.S. Cl.**  
USPC ..... **D8/20**

(58) **Field of Classification Search**  
USPC ..... D8/19, 20, 70, 98, 99, 100, 101;  
D15/133, 134, 139  
CPC .... B23D 61/12; B23D 61/121; B23D 61/123;  
B23D 61/126; B23D 49/14; B23D  
61/006; B23D 61/127; B23D 61/128;  
B23D 61/14; B23D 61/18; D26B 9/00;  
D26B 9/02

See application file for complete search history.

(56) **References Cited**

U.S. PATENT DOCUMENTS

2,573,573 A \* 10/1951 Jenkins ..... B23D 51/02  
123/195 R  
3,028,889 A \* 4/1962 McCarty ..... B23D 61/128  
30/166.3  
D352,218 S \* 11/1994 Nygard ..... D8/70  
D438,549 S \* 3/2001 Tsujimoto ..... D15/134

D482,945 S \* 12/2003 Grolimund ..... D8/20  
D527,233 S \* 8/2006 Burke, III ..... D8/20  
7,127,979 B2 \* 10/2006 Kocher ..... B23D 61/121  
83/848  
8,689,667 B2 \* 4/2014 Butzen ..... B23D 61/121  
30/355  
8,776,659 B2 \* 7/2014 Butzen ..... B23D 61/121  
30/355  
D725,450 S \* 3/2015 Hampton ..... D8/20  
9,079,259 B2 \* 7/2015 Grolimund ..... B23D 61/14  
2002/0184981 A1 \* 12/2002 Tsujimoto ..... B23D 55/088  
83/13  
2002/0184988 A1 \* 12/2002 Rohman ..... B23D 61/123  
83/835  
2006/0016315 A1 \* 1/2006 Zorich ..... B23D 61/025  
83/835  
2009/0145280 A1 \* 6/2009 Bucks ..... B23D 61/121  
83/835  
2012/0090443 A1 \* 4/2012 Butzen ..... B23D 61/121  
83/849  
2014/0283667 A1 \* 9/2014 Butzen ..... B23D 61/121  
83/835  
2017/0120356 A1 \* 5/2017 George ..... B23D 49/16  
2017/0326661 A1 \* 11/2017 Butzen ..... B23D 61/121

\* cited by examiner

*Primary Examiner* — Elizabeth A. Albert  
(74) *Attorney, Agent, or Firm* — Michael Best & Friedrich LLP

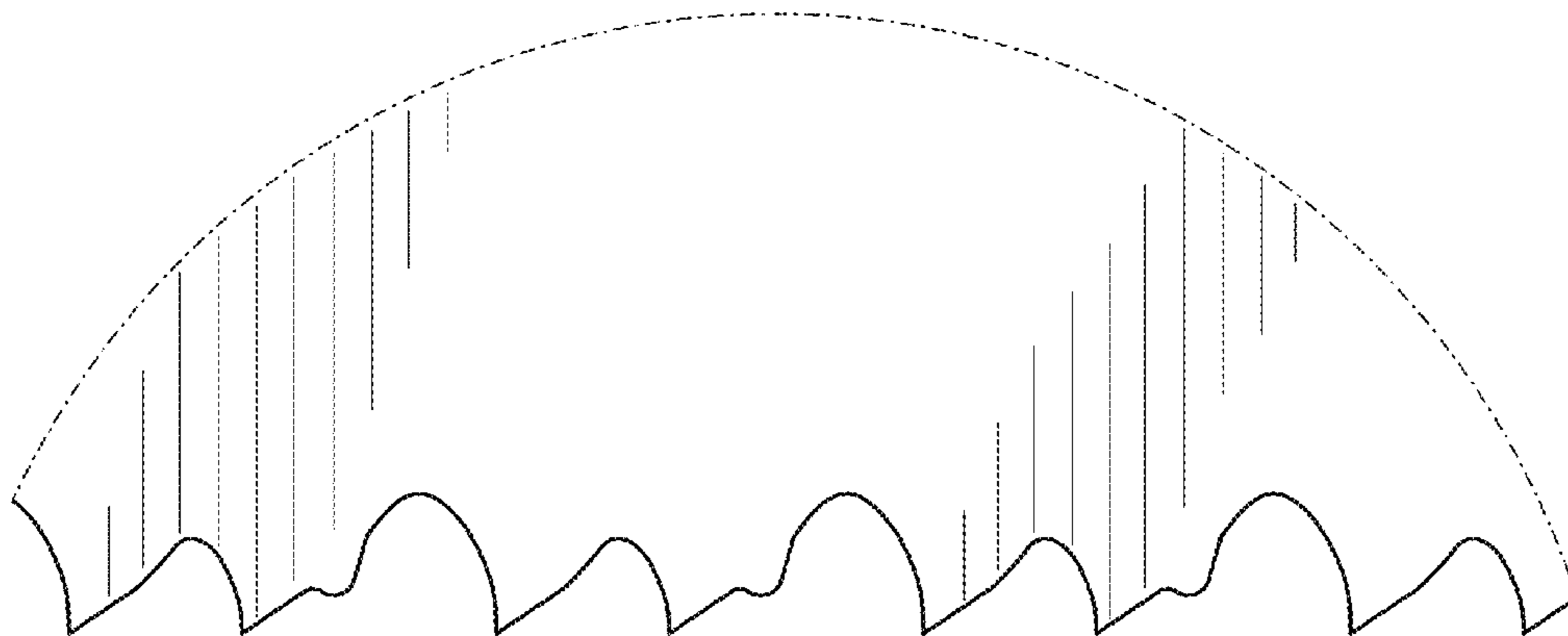
(57) **CLAIM**

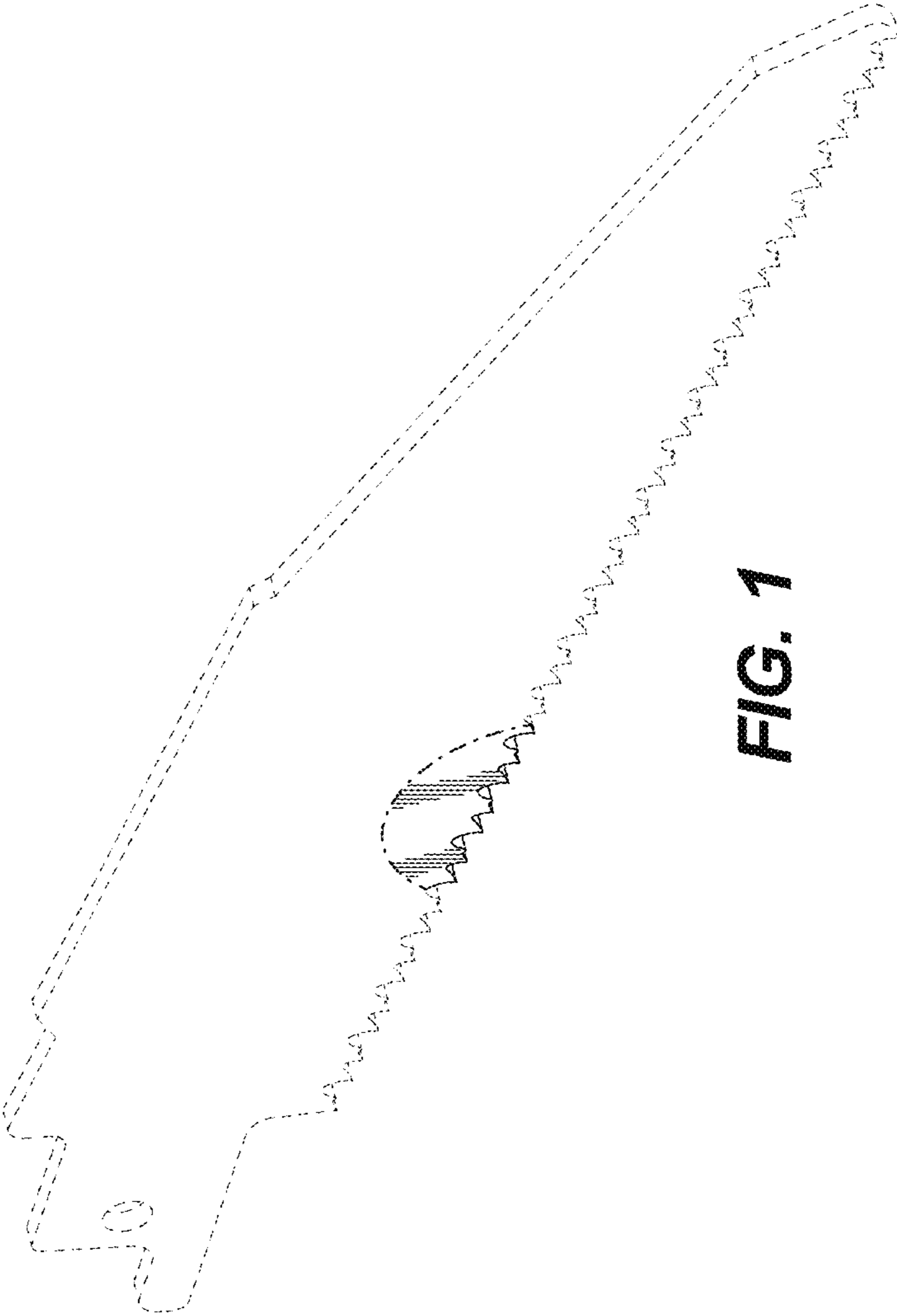
We claim the ornamental design for a saw blade, as shown and described.

**DESCRIPTION**


FIG. 1 is a perspective view of a saw blade showing my new design.  
FIG. 2 is a side view of the saw blade of FIG. 1; and,  
FIG. 3 is an enlarged side view of a portion of the saw blade of FIG. 1.  
The long and short broken lines in FIGS. 1-3 that define the bounds of the claimed design form no part thereof.

**1 Claim, 2 Drawing Sheets**

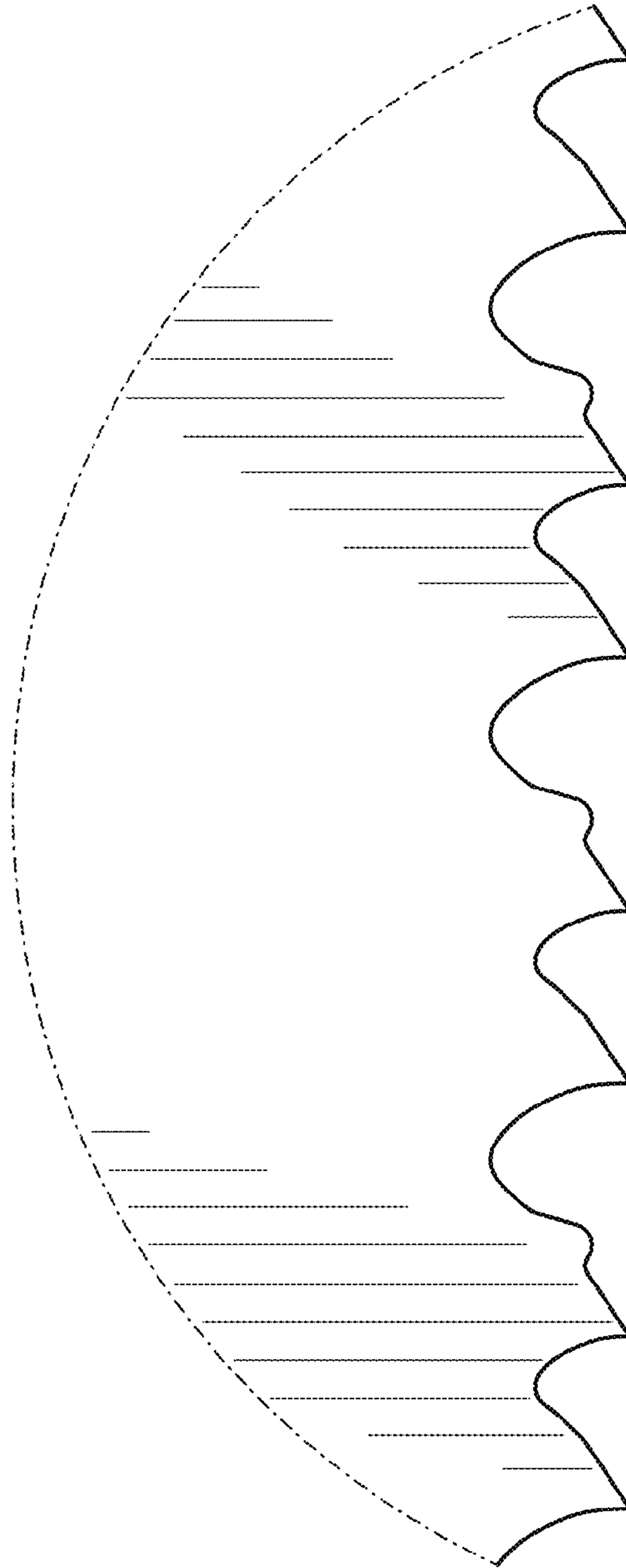




**FIG. 1**



**FIG. 2**



**FIG. 3**