



US00D835927S

(12) **United States Design Patent** (10) **Patent No.:** **US D835,927 S**
Bougay (45) **Date of Patent:** **** Dec. 18, 2018**

(54) **TABLE**
(71) Applicant: **Jardin Netherlands B.V.**, Rijen (NL)
(72) Inventor: **Ayala Bougay**, Kefar Veradim (IL)
(73) Assignee: **JARDIN NETHERLANDS B.V.**, Rijen (NL)
(**) Term: **15 Years**
(21) Appl. No.: **29/573,041**
(22) Filed: **Aug. 2, 2016**
(30) **Foreign Application Priority Data**

Feb. 2, 2016 (IL) 58030
(51) **LOC (11) Cl.** **06-03**
(52) **U.S. Cl.**
USPC **D6/691.1; D6/689**
(58) **Field of Classification Search**
USPC D6/685, 686, 697, 697.1, 691, 691.1,
D6/691.2, 691.3, 691.6, 689
CPC A47B 7/00; A47B 13/08; A47B 13/10;
A47B 21/00; A47B 2009/006; A47B
11/00; A47B 2200/002; A47B 3/14; A47B
83/02; A47B 37/04; A47B 2200/0051;
A47B 2200/0052; A47B 2200/0053;
A47B 2200/0054; A47B 2200/0055;
A47B 21/02
See application file for complete search history.

(56) **References Cited**
U.S. PATENT DOCUMENTS
2,734,788 A * 2/1956 Elles A47B 1/04
108/79
4,190,001 A * 2/1980 Cecala A47B 13/04
108/161
D263,531 S * 3/1982 Hanson D6/691.1
D273,448 S * 4/1984 Colquhoun D6/691


D312,736 S * 12/1990 Grosfillex D6/349
D461,330 S * 8/2002 Wang D6/349
D556,473 S * 12/2007 Good D6/691.1
D580,681 S * 11/2008 Lambert D6/689
D611,736 S * 3/2010 Navone D6/689
D613,968 S * 4/2010 Lambert D6/689
D618,933 S * 7/2010 Lambert D6/689
D666,434 S * 9/2012 Grosser D6/708
D734,078 S * 7/2015 Bougay D6/691.1
D734,630 S * 7/2015 Bolton D6/691.1
D772,621 S * 11/2016 Levy D6/691
(Continued)

Primary Examiner — Mary Ann Calabrese
Assistant Examiner — Sloan Rozin
(74) *Attorney, Agent, or Firm* — Dorsey & Whitney LLP

(57) **CLAIM**
The ornamental design for a table, as shown and described.

DESCRIPTION
FIG. 1 is a top perspective view of a table showing the new design;
FIG. 2 is a bottom perspective view of the table;
FIG. 3 is a front view of the table; rear side view being identical;
FIG. 4 is a side view of the table; other side view being identical;
FIG. 5 is a top view of the table;
FIG. 6 is a bottom view of the table;
FIG. 7 is top perspective view of the table shown in an alternate manner of use;
FIG. 8 is a bottom perspective view of the table as shown in FIG. 7;
FIG. 9 is a front view of the table as shown in FIG. 7; rear side view being identical;
FIG. 10 is a side view of the table as shown in FIG. 7; other side view being identical;
FIG. 11 is a top view of the table as shown in FIG. 7; and, FIG. 12 is a bottom view of the table as shown in FIG. 7.

1 Claim, 12 Drawing Sheets



(56)

References Cited

U.S. PATENT DOCUMENTS

D777,485 S *	1/2017	Bougay	D6/689
D784,057 S *	4/2017	Levy	D6/691.1
D784,739 S *	4/2017	Kidd	D6/684
D785,983 S *	5/2017	Denby	D6/689

* cited by examiner



FIG.1



FIG.2




FIG.3




FIG.4




FIG.5




FIG.6



FIG.7




FIG.8




FIG.9

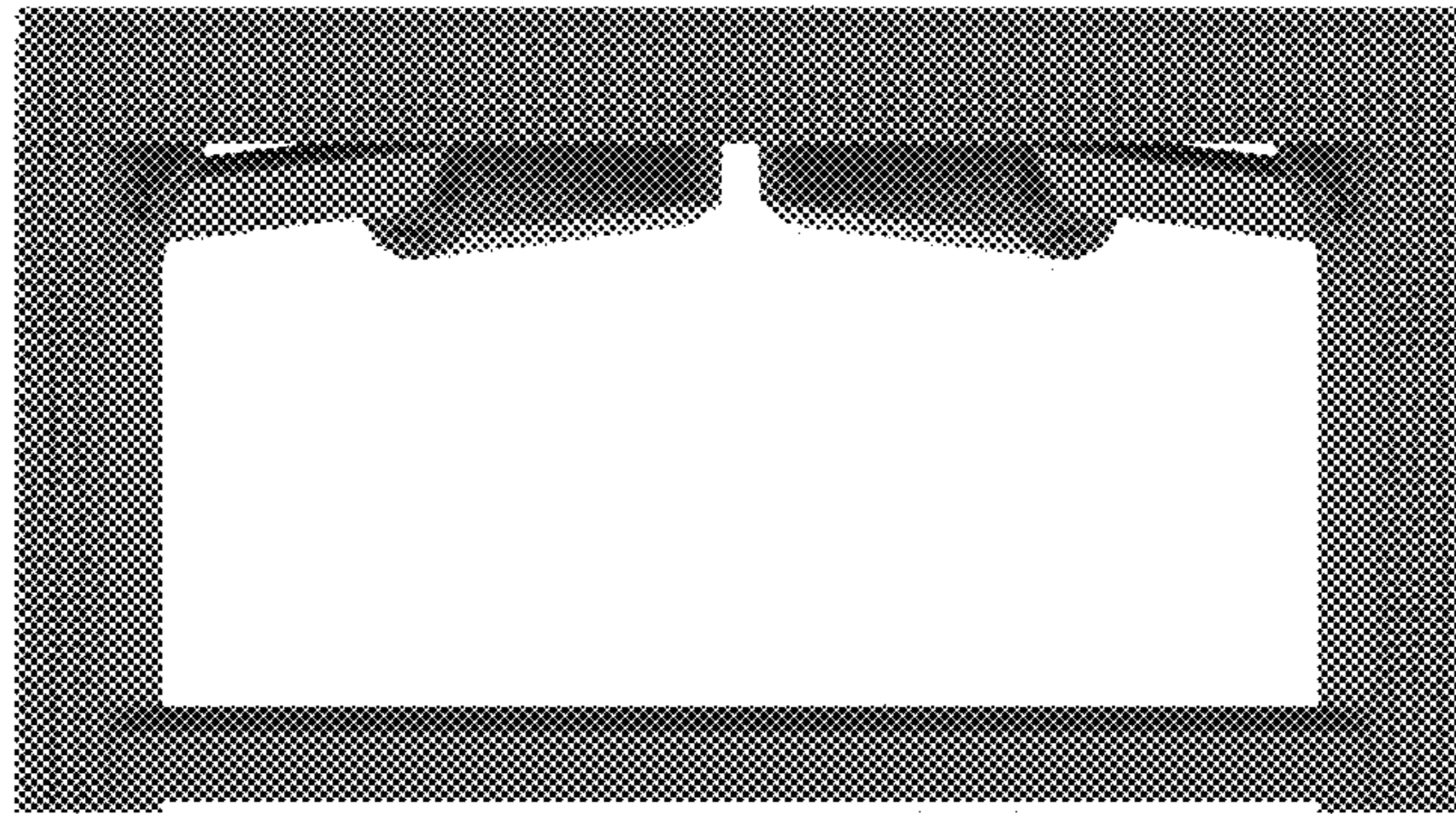


FIG.10




FIG.11




FIG.12