



US00D835925S

(12) **United States Design Patent** (10) **Patent No.:** **US D835,925 S**  
**Denby et al.** (45) **Date of Patent:** **\*\* Dec. 18, 2018**

(54) **DISPLAY FIXTURE**

(71) Applicant: **TARGET BRANDS, INC.**,  
Minneapolis, MN (US)

(72) Inventors: **Scott E. Denby**, Minneapolis, MN  
(US); **Jeremy A. Clark**, Minneapolis,  
MN (US)

(73) Assignee: **TARGET BRANDS, INC.**,  
Minneapolis, MN (US)

(\*\*) Term: **15 Years**

(21) Appl. No.: **29/595,494**

(22) Filed: **Feb. 28, 2017**

(51) **LOC (11) Cl.** ..... **06-06**

(52) **U.S. Cl.**  
USPC ..... **D6/675**

(58) **Field of Classification Search**  
USPC ..... D6/329, 672, 673, 675, 675.1, 675.3,  
D6/675.4, 512-514, 552  
CPC ..... A47B 45/00; A47B 47/021; A47F 47/00;  
A47F 5/00; A47F 5/0018; A47F 5/10  
See application file for complete search history.

(56) **References Cited**

**U.S. PATENT DOCUMENTS**

1,388,010	A	8/1921	Watson	
D191,249	S *	8/1961	Gardner	211/128.1
3,971,477	A *	7/1976	Bruderly	A47F 5/103
				108/185
3,976,014	A *	8/1976	Brown	A47B 47/021
				108/143
D253,446	S	11/1979	Winig	
4,226,190	A *	10/1980	Ashton	A47F 5/13
				108/11

(Continued)

**OTHER PUBLICATIONS**

“Wholesale Clothes and Shoes Store Mirror for Shop Display”,  
printed from [www.alibaba.com/product-detail/wholesale-clothes-](http://www.alibaba.com/product-detail/wholesale-clothes-)

and-shoes-store-mirror\_1711416523.html?spm=a2700.7724838.0.0.  
ZrOxMI, publicly available at least as early as Feb. 12, 2016 (10  
pages).

(Continued)

*Primary Examiner* — Kelley A Donnelly  
(74) *Attorney, Agent, or Firm* — JoAnn M. Seaton;  
Griffiths & Seaton PLLC

(57) **CLAIM**

The ornamental design for a display fixture, as shown and  
described.

**DESCRIPTION**

FIG. 1 is a top and front perspective view of a display fixture  
showing our new design;  
FIG. 2 is a front view thereof;  
FIG. 3 is a rear view thereof;  
FIG. 4 is a right side view thereof;  
FIG. 5 is a left side view thereof;  
FIG. 6 is a top view thereof; and  
FIG. 7 is a bottom view thereof.

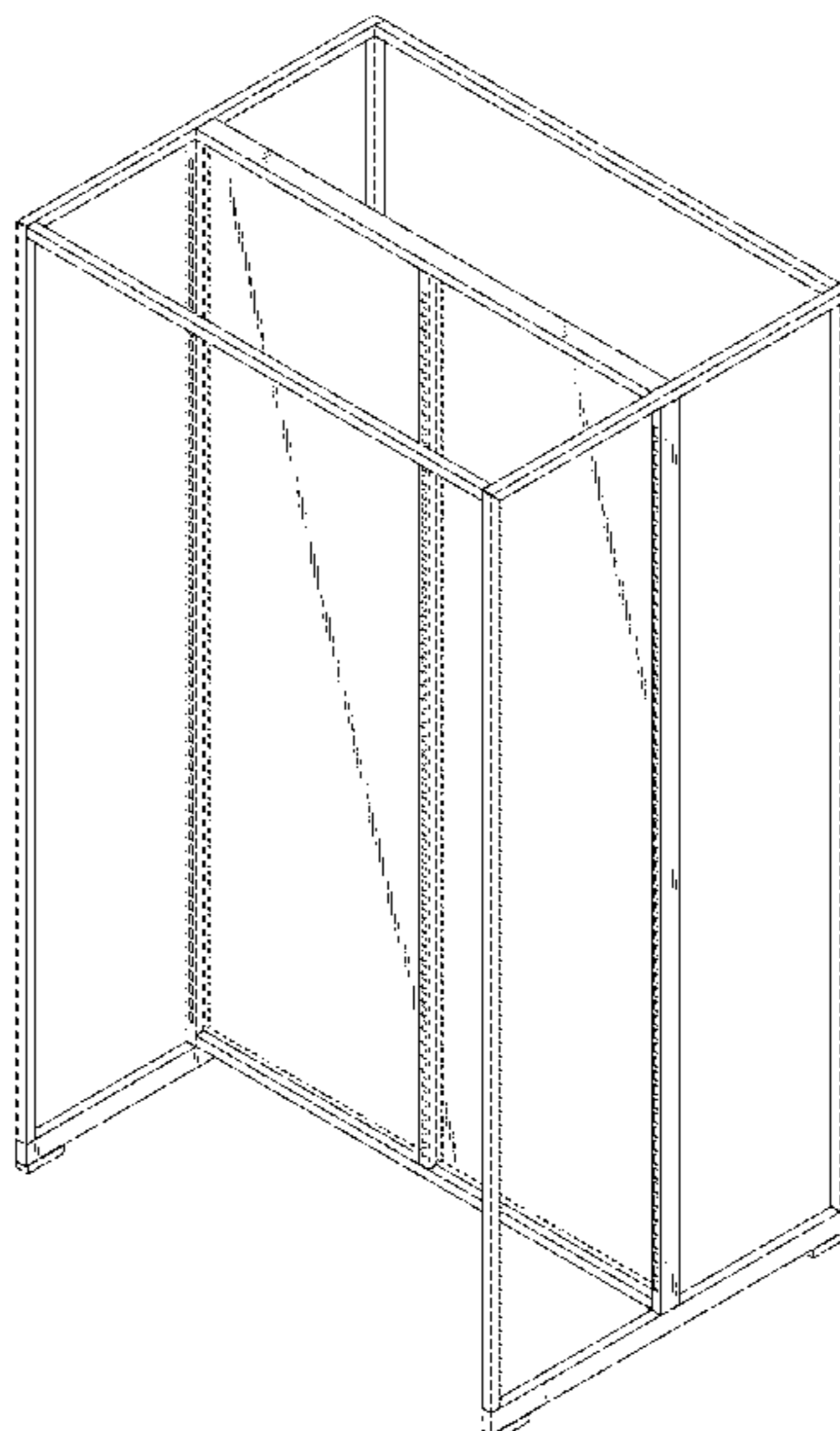
FIG. 8 is a top and front perspective view of the display  
fixture of FIG. 1 shown with unclaimed environmental  
subject matter;

FIG. 9 is a front view thereof;  
FIG. 10 is a rear view thereof;  
FIG. 11 is a right side view thereof;  
FIG. 12 is a left side view thereof;  
FIG. 13 is a top view thereof; and,  
FIG. 14 is a bottom view thereof.

In the drawings, the broken lines depict unclaimed subject  
matter only and form no part of the claimed design.

Applicant reserves the right to amend the claimed invention  
by showing in solid lines any and all features or portions  
thereof originally shown in broken lines and/or by showing  
in broken lines any and all features or portions thereof  
originally shown in solid lines.

**1 Claim, 12 Drawing Sheets**



(56)

References Cited

U.S. PATENT DOCUMENTS

4,361,241 A \* 11/1982 Stoddard ..... A47F 7/24  
 211/123  
 4,450,775 A \* 5/1984 Brendle ..... A47F 5/10  
 108/107  
 D288,641 S \* 3/1987 Kester ..... D6/675.2  
 D294,090 S \* 2/1988 Robertson ..... D6/675.1  
 D303,879 S \* 10/1989 Williams ..... D6/673  
 D314,296 S \* 2/1991 Mason ..... D6/675.1  
 D327,788 S 7/1992 Allen  
 D409,858 S \* 5/1999 Reed ..... D6/682.2  
 D531,822 S 11/2006 Massaud  
 7,810,658 B2 10/2010 Clark et al.  
 7,988,000 B2 8/2011 Clark et al.  
 D669,703 S 10/2012 Wu  
 D704,973 S 5/2014 Denby et al.  
 D705,586 S 5/2014 Denby et al.  
 8,752,718 B2 6/2014 Stukenberg et al.  
 D729,548 S 5/2015 Denby et al.  
 9,032,682 B2 5/2015 Knoll et al.  
 D730,662 S 6/2015 Trinh et al.  
 9,076,354 B1 7/2015 Peota et al.  
 D743,191 S 11/2015 Clark et al.  
 9,192,251 B1 11/2015 Theisen et al.

D745,794 S 12/2015 Knoll et al.  
 9,217,273 B2 12/2015 Floersch et al.  
 9,232,865 B2 1/2016 Trinh et al.  
 D767,926 S 10/2016 Denby  
 9,468,312 B2 10/2016 Denby  
 D784,051 S \* 4/2017 Rosensweet ..... D6/657  
 D785,379 S \* 5/2017 Maffett ..... D6/675.4  
 D785,381 S \* 5/2017 Johnson ..... D6/681  
 D801,730 S \* 11/2017 Johnson ..... D6/675.1

OTHER PUBLICATIONS

“ChainLinx Store Fixture Collection”, printed from [www.palaydisplay.com/ChainLinx-Store-Fixture-Collection-p-1-c-278.html](http://www.palaydisplay.com/ChainLinx-Store-Fixture-Collection-p-1-c-278.html), publicly available at least as early as Apr. 23, 2008, per <http://web.archive.org> (6 pages).  
 “Curve Style Low Gondola”, printed from [www.displaywarehouse.com/curve-style-low-gondola-a28-25.aspx](http://www.displaywarehouse.com/curve-style-low-gondola-a28-25.aspx), publicly available at least as early as Feb. 12, 2016 (3 pages).  
 “Framed Wall Mount Mirror—Garment Rack Mirror”, printed from [www.palaydisplay.com/Framed-Wall-Mount-Mirror-Garment-Rack-Mirror-p-23114.html](http://www.palaydisplay.com/Framed-Wall-Mount-Mirror-Garment-Rack-Mirror-p-23114.html), publicly available at least as early as Jul. 18, 2010, per <http://web.archive.org> (2 pages).  
 U.S. Appl. No. 29/559,620, filed Mar. 30, 2016 (9 pages).

\* cited by examiner

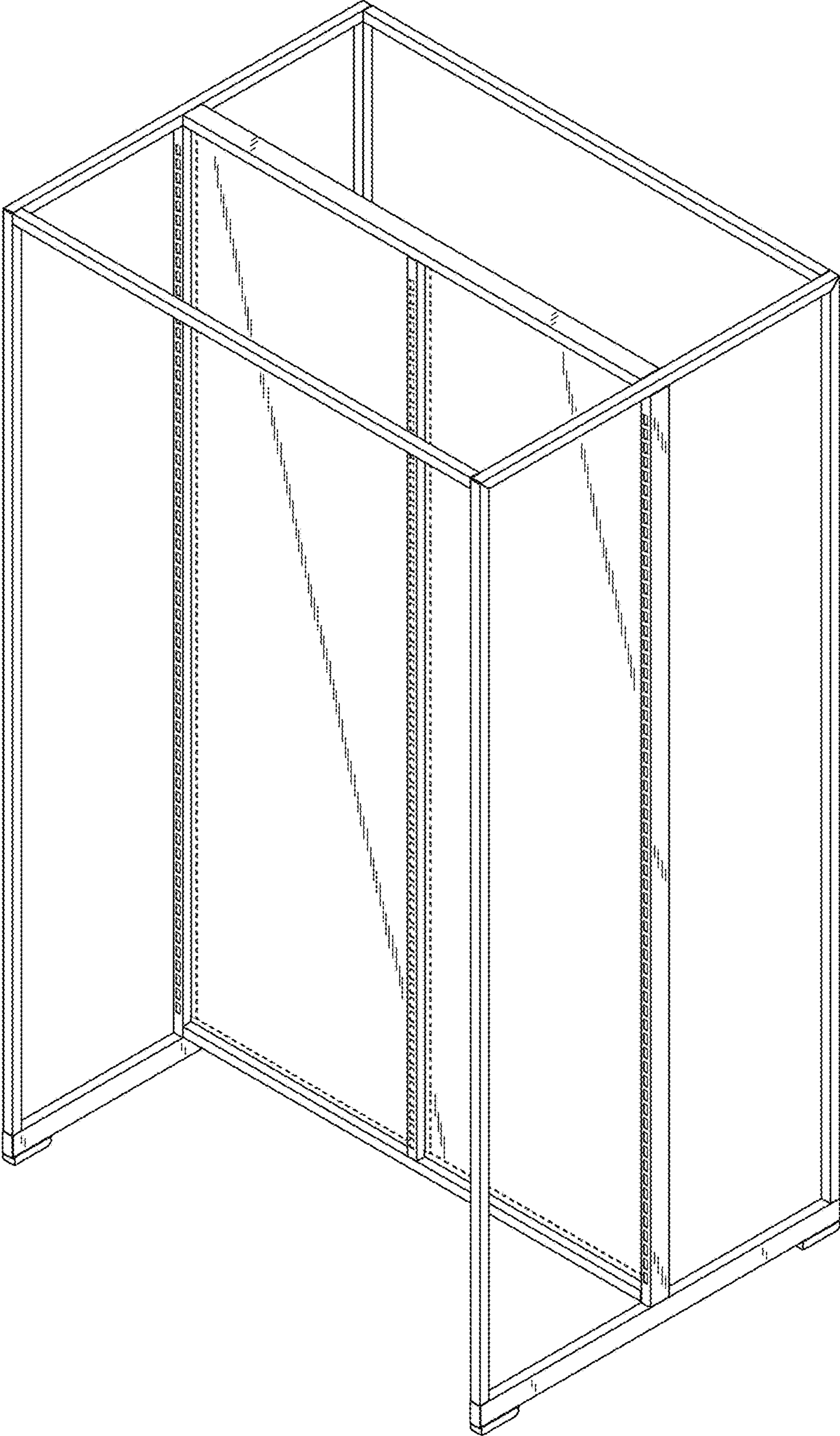


FIG. 1

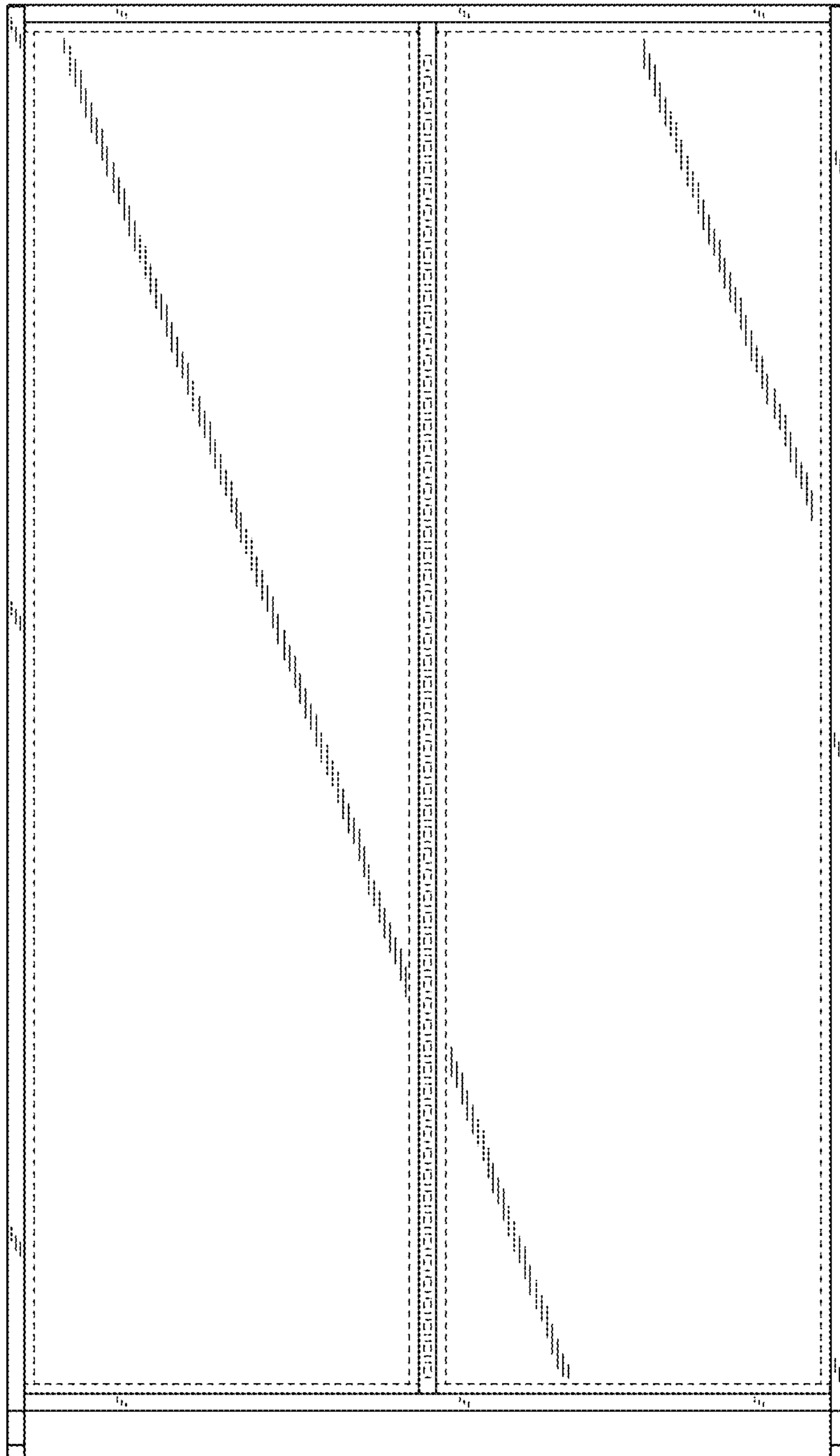


FIG. 2

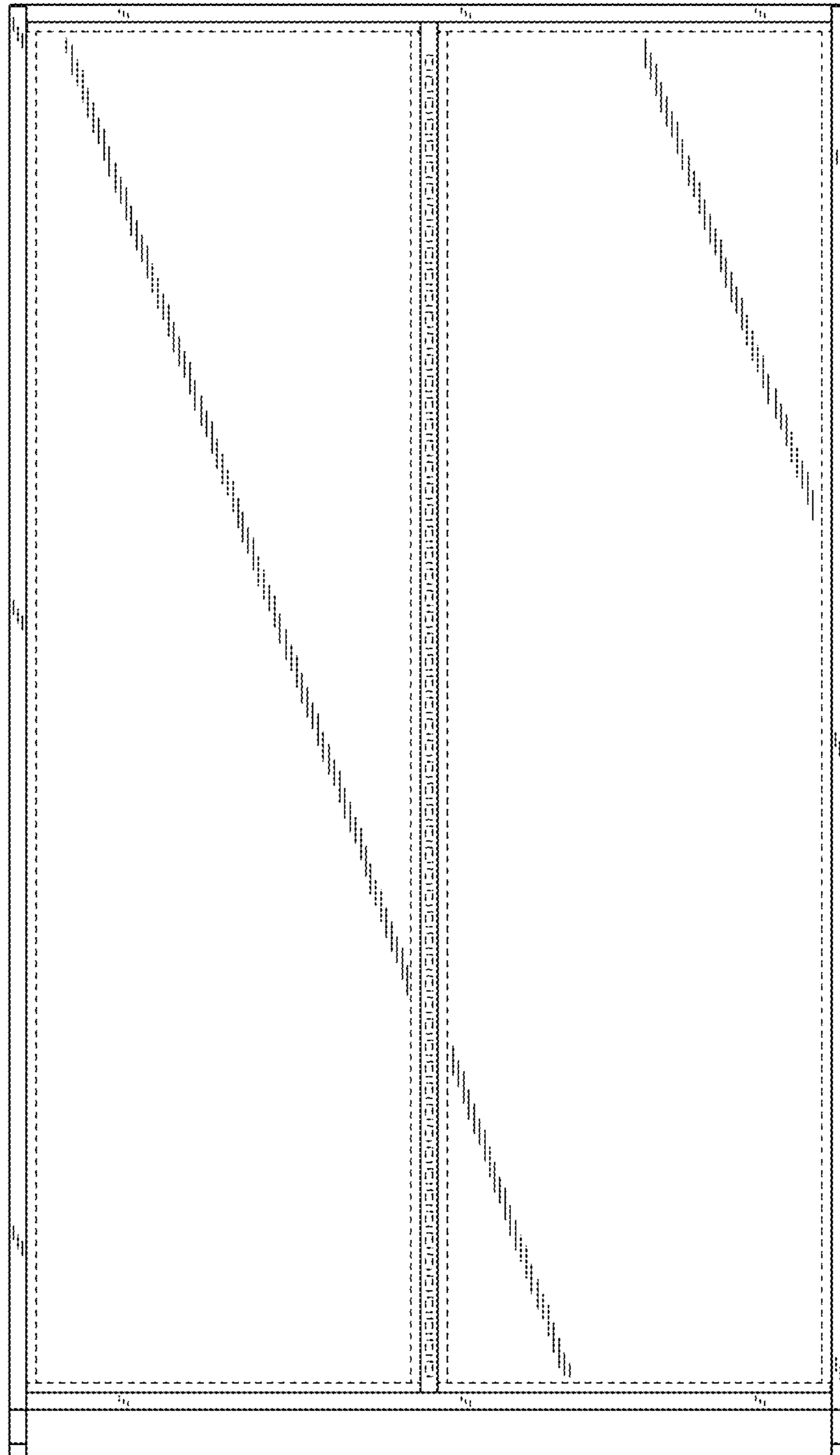




FIG. 3



**FIG. 4**



**FIG. 5**

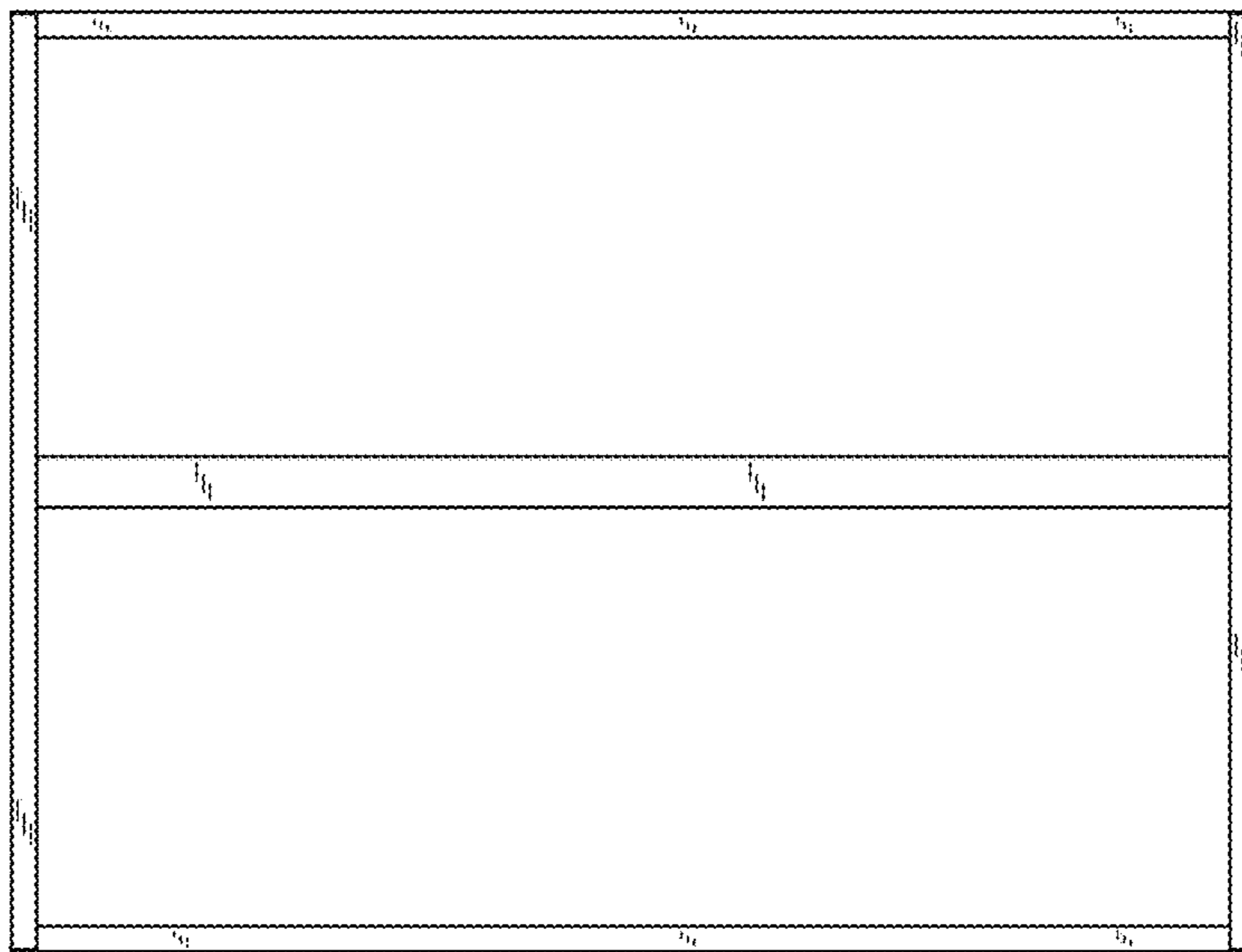


FIG. 6

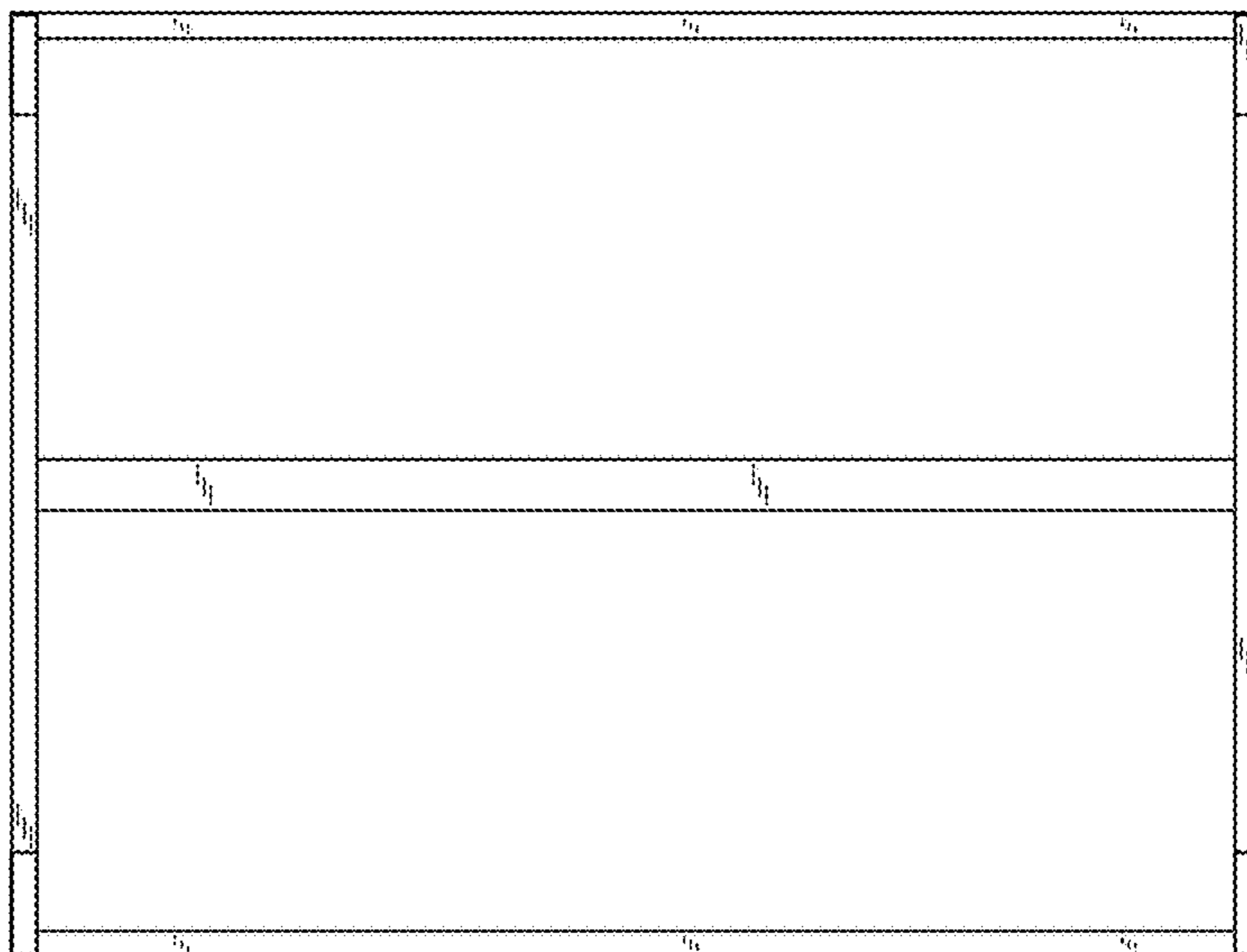


FIG. 7



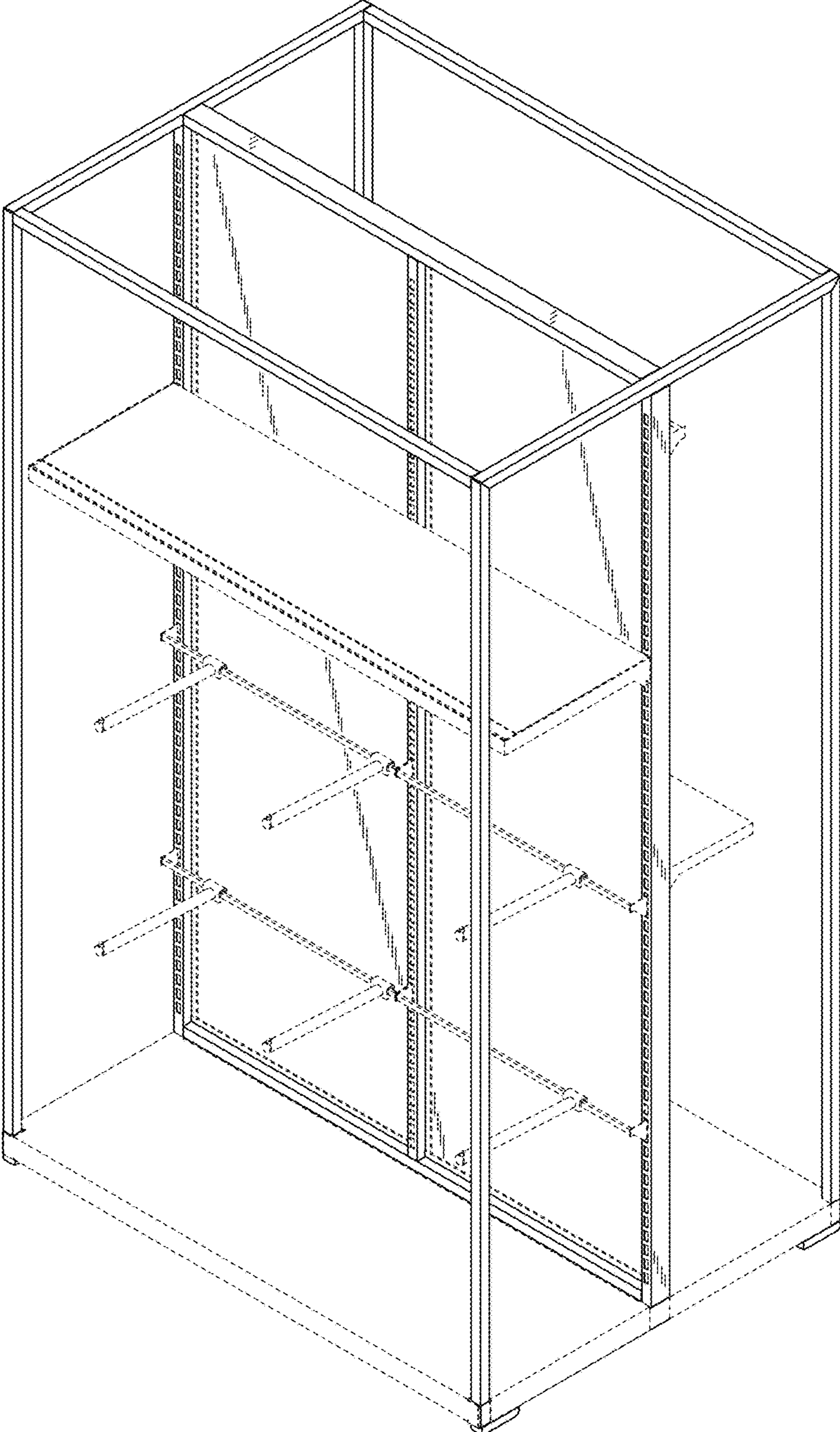


FIG. 8

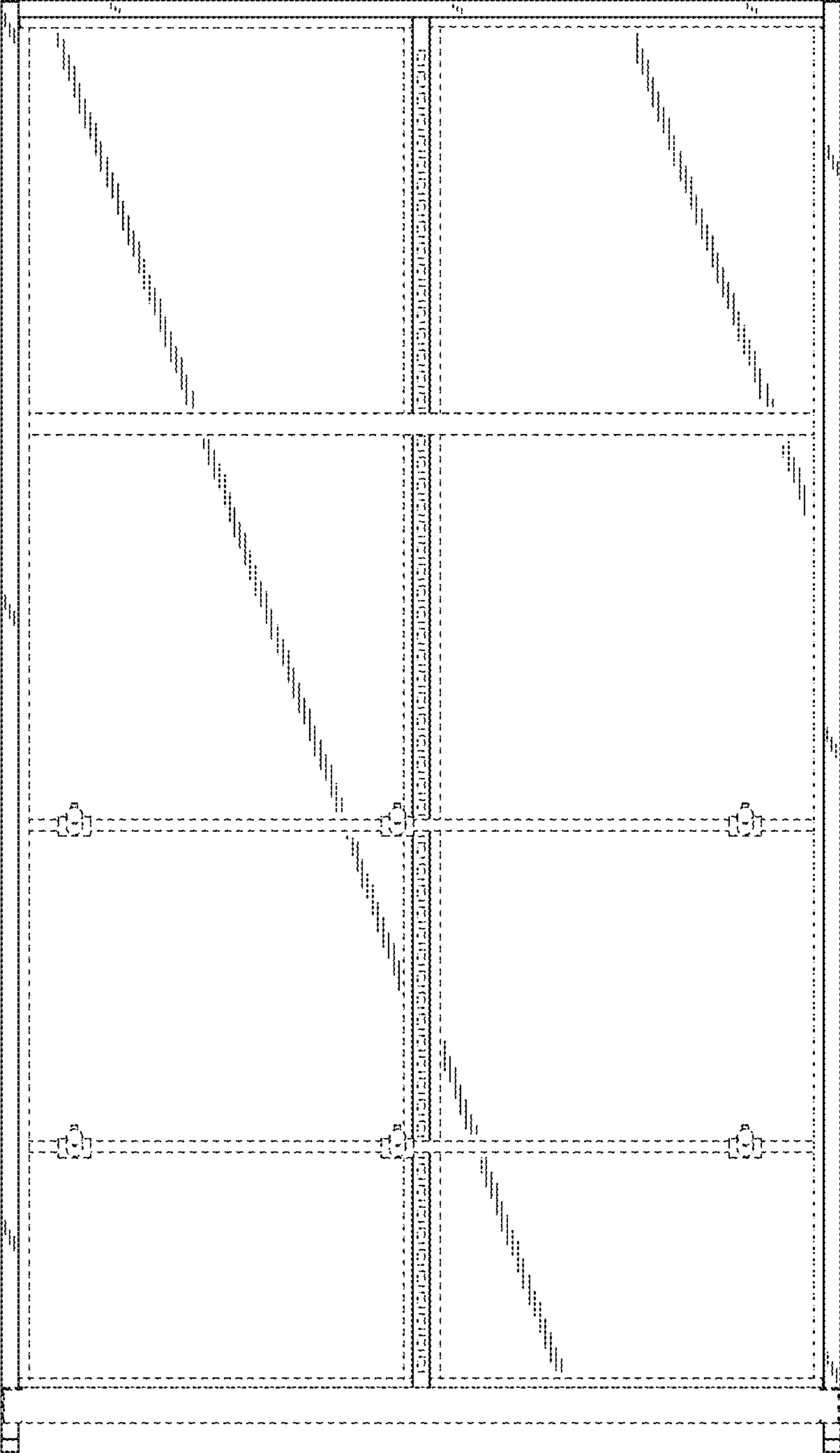


FIG. 9

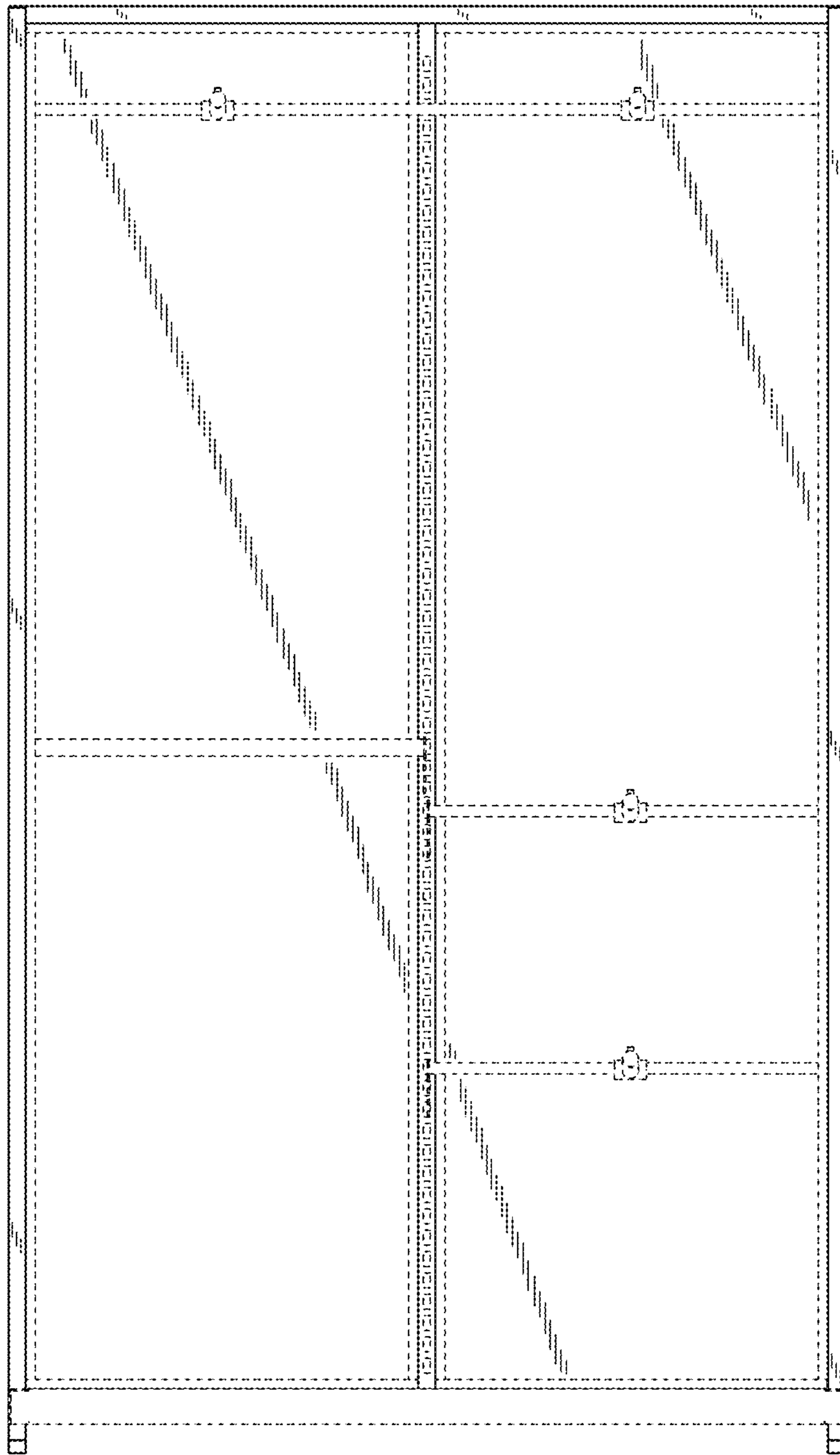


FIG. 10

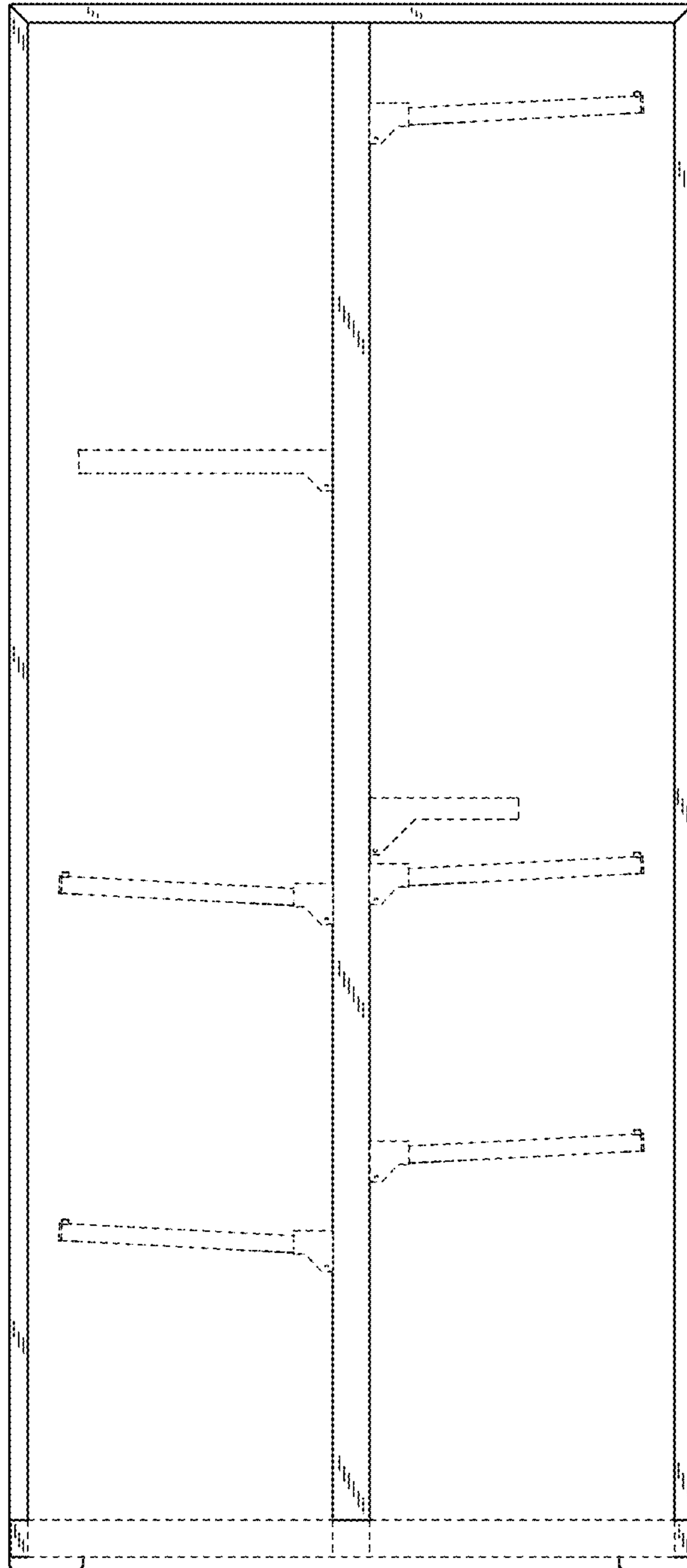


FIG. 11

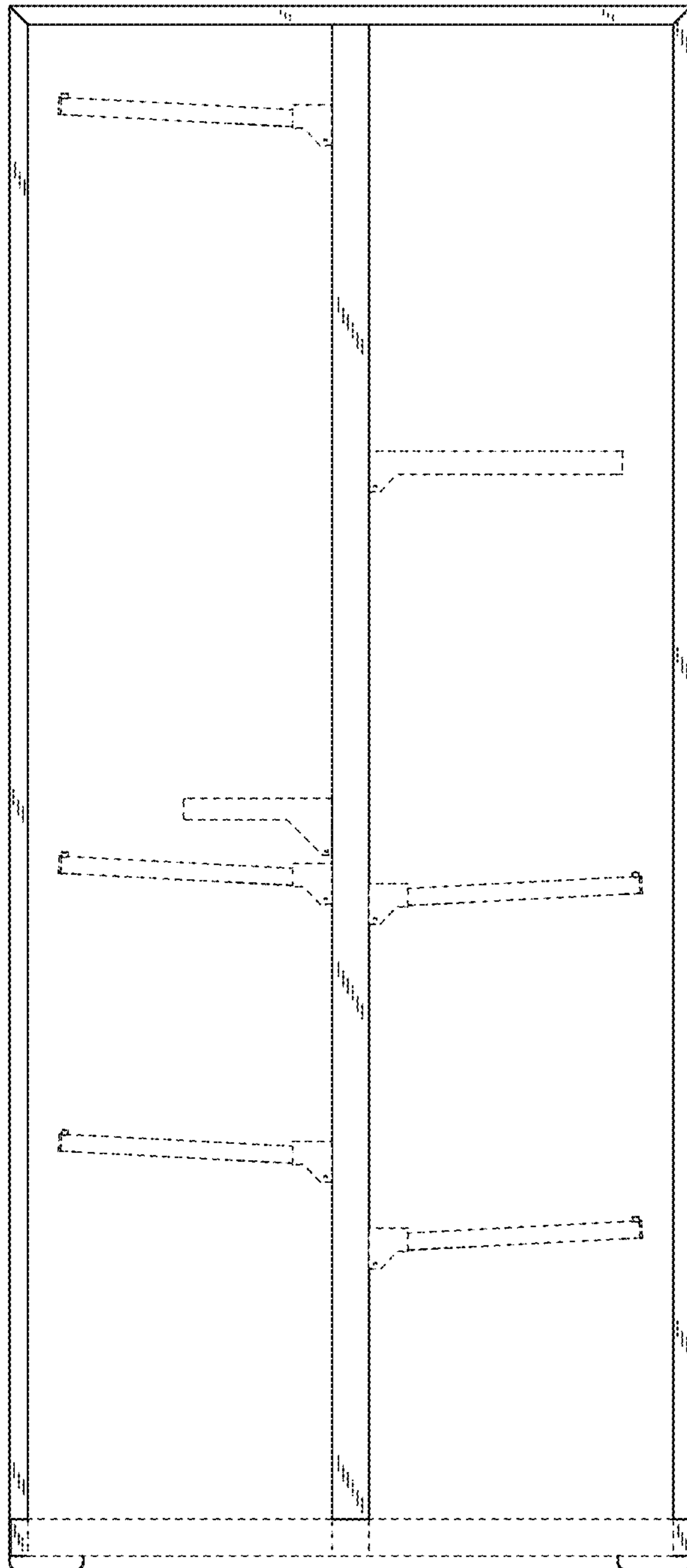


FIG. 12

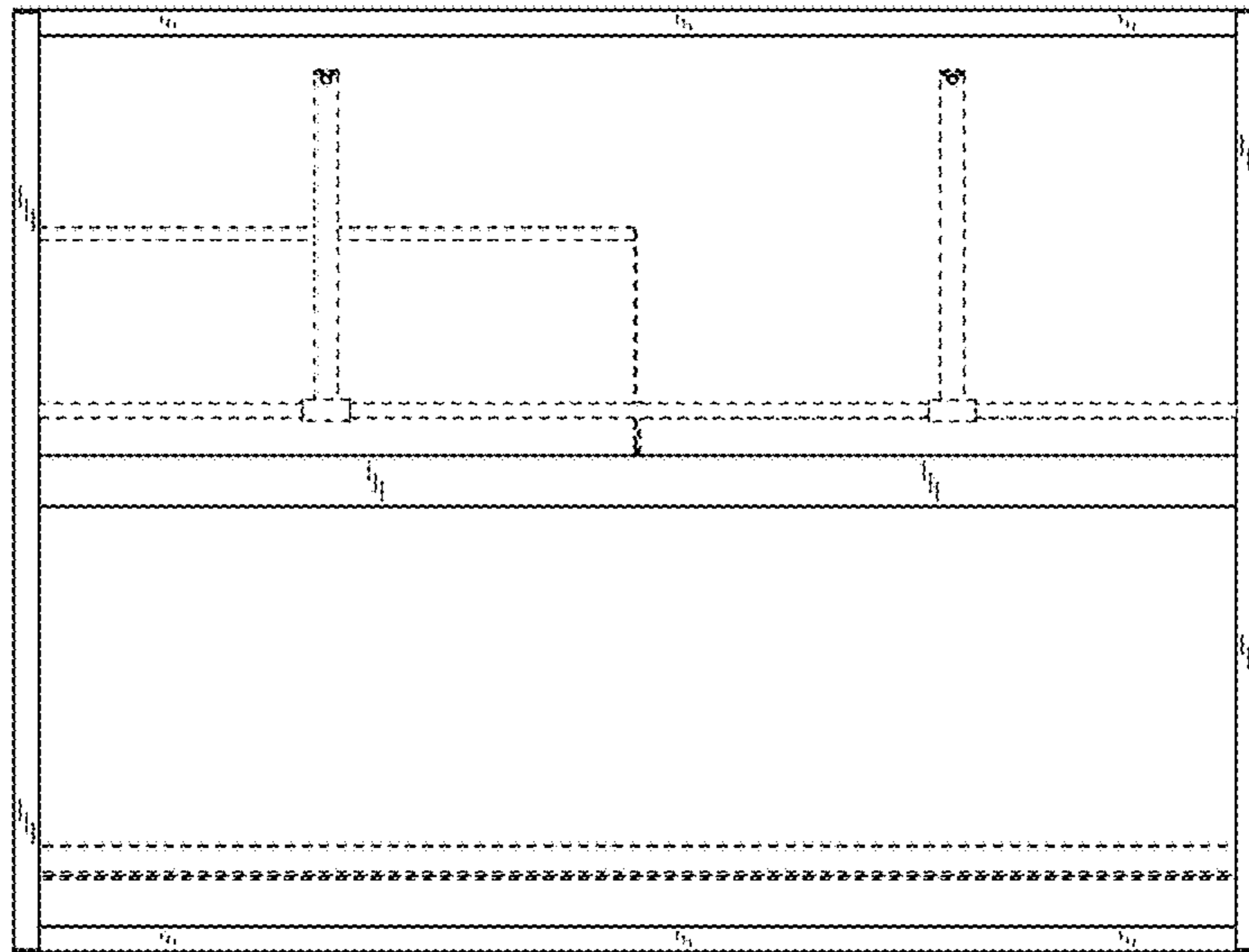


FIG. 13

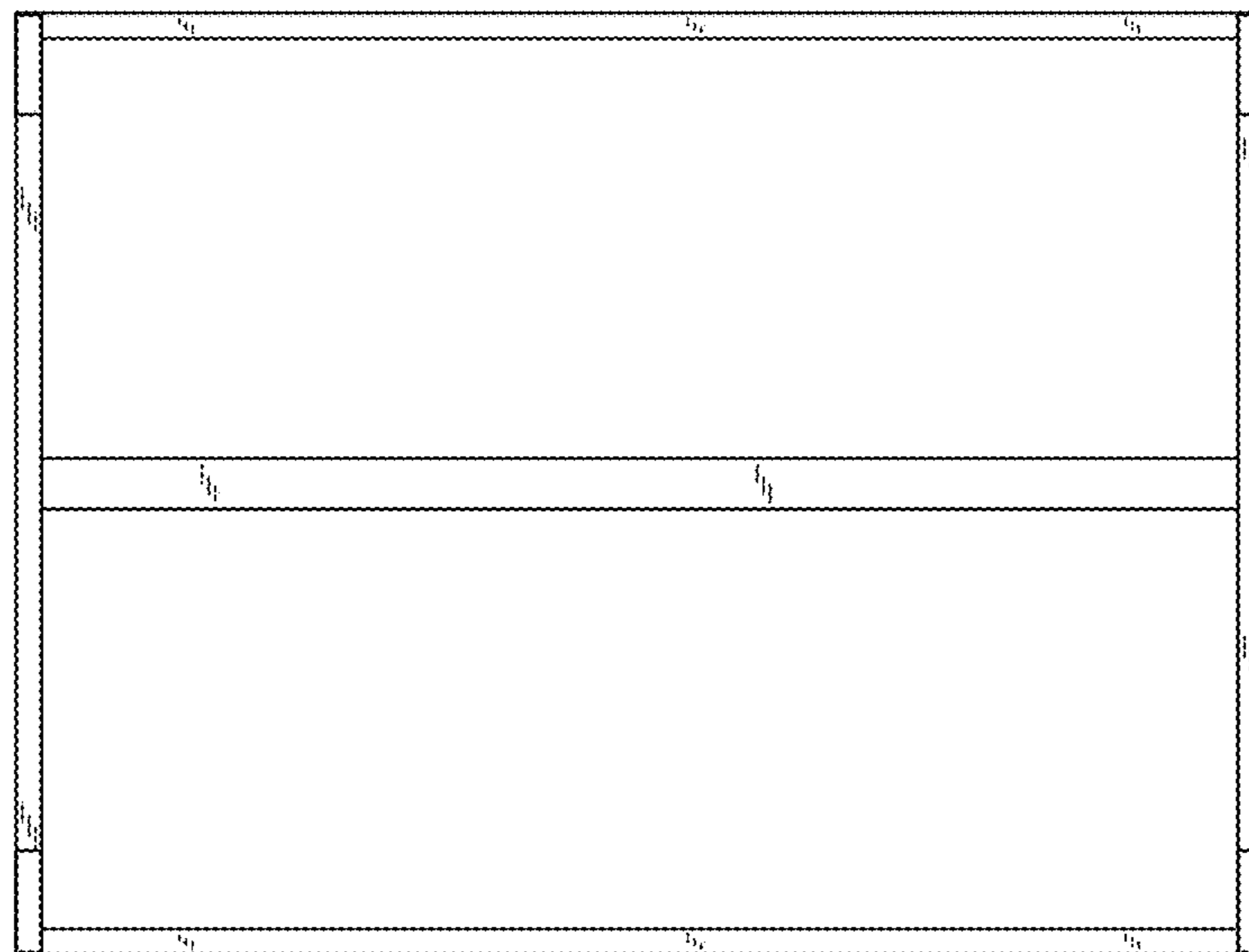


FIG. 14