



US00D835924S

(12) **United States Design Patent** (10) **Patent No.:** **US D835,924 S**
Moss (45) **Date of Patent:** **** Dec. 18, 2018**

(54) **HAND PILLOW**

(71) Applicant: **Daniel J. Moss**, Pleasant Grove, UT (US)

(72) Inventor: **Daniel J. Moss**, Pleasant Grove, UT (US)

(**) Term: **15 Years**

(21) Appl. No.: **29/566,124**

(22) Filed: **May 26, 2016**

(51) **LOC (11) Cl.** **06-09**

(52) **U.S. Cl.**
USPC **D6/598**

(58) **Field of Classification Search**
USPC D6/333, 349, 355, 375, 388, 512, 563, D6/564, 595, 596, 601, 604, 611, 707, D6/715, 716, 716.1; D24/183-185, 234; D21/803, 804, 805, 809, 398, 414, 418, D21/427, 602, 610, 611, 614, 616, 617, D21/618, 627; 5/401, 420, 600, 630, 5/631, 632, 633, 635, 636, 638, 639, 646, 5/652, 652.1, 655, 703, 730; 297/1, 2, 4, 297/93, 180.11, 195.1, 195.11, 195.13, 297/393, 397, 452.12, 452.14, 452.15, 297/452.21, 452.24, 452.26, 452.48, 297/452.62, 482
CPC A47G 9/10; A47G 9/1009; A47G 9/1018; A47G 9/1027; A47G 9/1036; A47G 9/1045; A47G 9/1063; A47G 9/1072; A47G 9/1081; A47G 9/109; A47C 7/021; A47C 27/00

See application file for complete search history.

(56) **References Cited**

U.S. PATENT DOCUMENTS

3,755,820 A 9/1973 Petrussek
D301,360 S * 5/1989 Wells D21/617
D302,213 S * 7/1989 Motazed D21/604
D348,168 S * 6/1994 Keller D21/616

D348,169 S * 6/1994 Keller D21/604
D348,170 S * 6/1994 Keller D21/655
D348,171 S * 6/1994 Keller D21/613
D348,172 S * 6/1994 Keller D21/617
D348,173 S * 6/1994 Keller D21/615
D348,372 S * 7/1994 Keller D21/618
D369,053 S * 4/1996 Keller D21/618
D372,392 S * 8/1996 Bala D6/598
D375,427 S * 11/1996 Yeh D21/809

(Continued)

FOREIGN PATENT DOCUMENTS

CN 203352237 U 12/2013
CN ZL 201630572531.8 7/2017

OTHER PUBLICATIONS

Mini Glove Pillow Snapping Pillow by Evefy, <https://www.amazon.com/Mini-Glove-Pillow-Snapping/dp/B019TTE6JS>, retrieved Mar. 25, 2016.

(Continued)

Primary Examiner — Eric L Goodman
Assistant Examiner — Sanjeev Paul
(74) *Attorney, Agent, or Firm* — Kunzler, PC

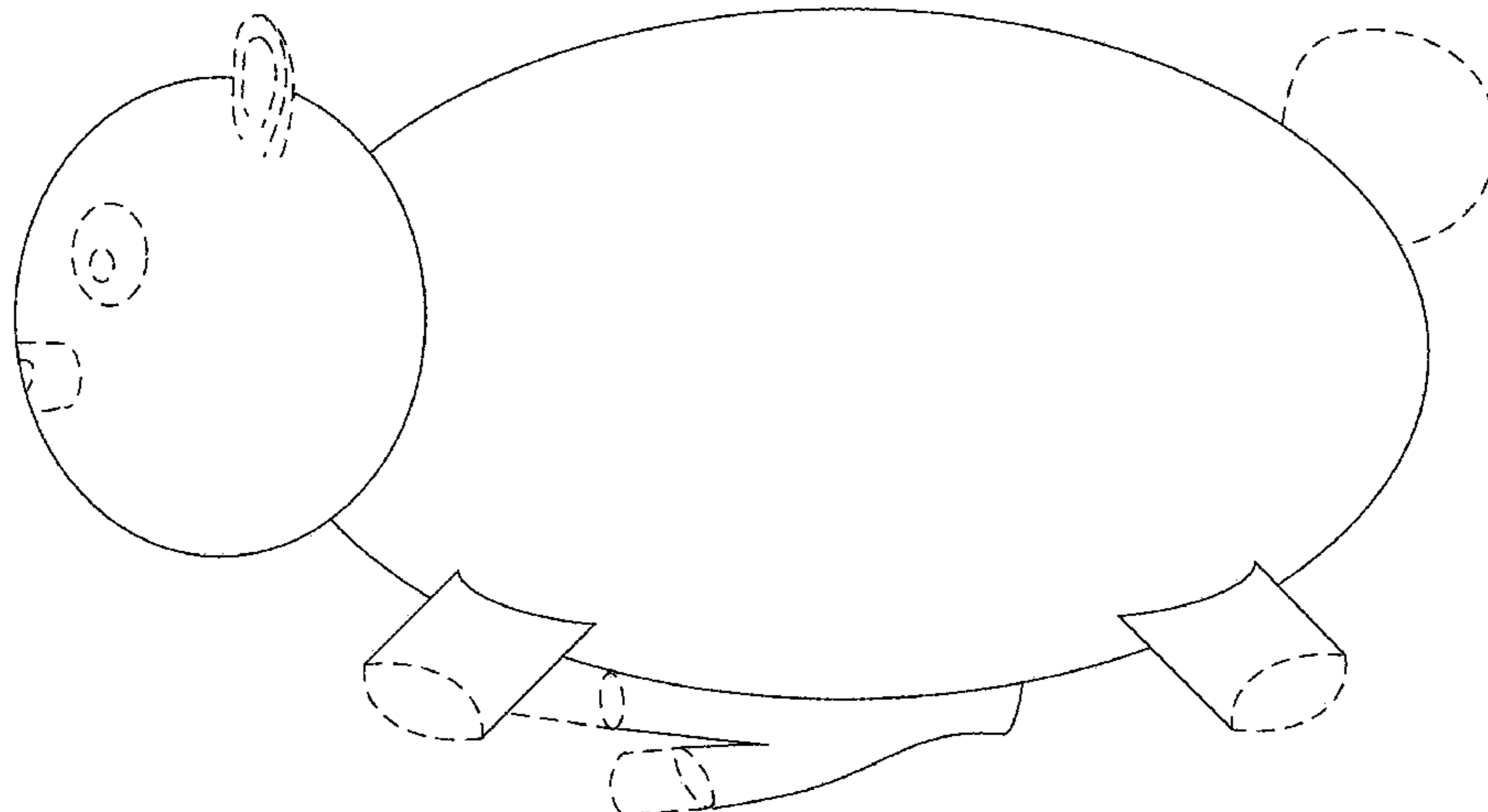
(57) **CLAIM**

The ornamental design for a hand pillow, as shown and described.

DESCRIPTION

FIG. 1 is a left side view of a hand pillow; FIG. 2 is a right side view of the hand pillow; FIG. 3 is a top view of the hand pillow; FIG. 4 is a bottom view of the hand pillow; FIG. 5 is a rear view of the hand pillow; and, FIG. 6 is front view of the hand pillow. The dash type broken lines in the Figures are for the purpose of illustrating unclaimed portions of the hand pillow and form no part of the claimed design.

1 Claim, 6 Drawing Sheets



(56)

References Cited

U.S. PATENT DOCUMENTS

D386,034 S * 11/1997 Keller D21/656
 D387,234 S * 12/1997 Keller D6/598
 D387,504 S 12/1997 Robinette
 D397,900 S * 9/1998 Besen D21/611
 D400,664 S * 11/1998 Rosenstadt D21/576
 D408,199 S * 4/1999 Lewis D21/617
 D410,167 S * 5/1999 Bear D21/654
 5,898,938 A 5/1999 Baylor et al.
 D420,237 S * 2/2000 Rosenstadt 5/636
 6,119,267 A 9/2000 Pozzi
 D434,261 S * 11/2000 Rosenstadt D21/611
 D461,603 S * 8/2002 Oblack D30/160
 6,434,769 B1 * 8/2002 Koenig A47D 15/00
 446/369
 D462,812 S * 9/2002 Quilici D21/617
 6,760,924 B2 7/2004 Hatch et al.
 6,891,078 B1 5/2005 Dillard
 7,000,259 B2 2/2006 Matechen
 7,025,709 B2 4/2006 Riggall
 D521,792 S * 5/2006 Keller D6/598
 D522,788 S * 6/2006 Keller D6/598
 D523,677 S * 6/2006 Keller D6/598
 D528,339 S * 9/2006 Keller D6/598
 D536,751 S * 2/2007 Boutin D21/654
 D545,605 S * 7/2007 Keller D6/598
 D547,502 S * 7/2007 McGinley D30/118
 D547,587 S * 7/2007 Keller D6/598
 D551,889 S * 10/2007 Keller D6/598
 7,559,104 B1 * 7/2009 Kahrig A47D 13/08
 297/181
 7,562,398 B2 7/2009 Beland et al.

7,682,324 B2 3/2010 Pillari
 D622,911 S * 8/2010 Full D21/617
 D636,212 S * 4/2011 Carlucci D6/601
 8,062,087 B1 11/2011 Davis et al.
 D650,538 S * 12/2011 Anderson D21/611
 D660,069 S * 5/2012 Beuerle A47G 9/0253
 D21/658
 D670,123 S * 11/2012 Beuerle D6/601
 D672,995 S * 12/2012 Diaz D21/611
 D680,787 S * 4/2013 Diaz D21/620
 8,839,472 B2 9/2014 Ferrell
 D728,968 S * 5/2015 Pfaff D6/599
 D728,969 S * 5/2015 Pfaff D6/599
 D765,811 S * 9/2016 Zipf D21/804
 D775,696 S * 1/2017 Zipf D21/617
 2002/0124315 A1 * 9/2002 Clarke A63H 9/00
 5/636
 2002/0144351 A1 * 10/2002 Fujii A47G 9/1045
 5/639
 2003/0135926 A1 * 7/2003 Ong A47G 9/083
 5/639
 2004/0123372 A1 7/2004 Kleinert
 2008/0104737 A1 5/2008 Shepherd
 2012/0329357 A1 12/2012 Brodess
 2013/0287971 A1 10/2013 Caldwell
 2017/0215608 A1 8/2017 Moss

OTHER PUBLICATIONS

Chinese Patent Application No. 201630572531.8 Notice of Allowance dated Apr. 28, 2017.

* cited by examiner

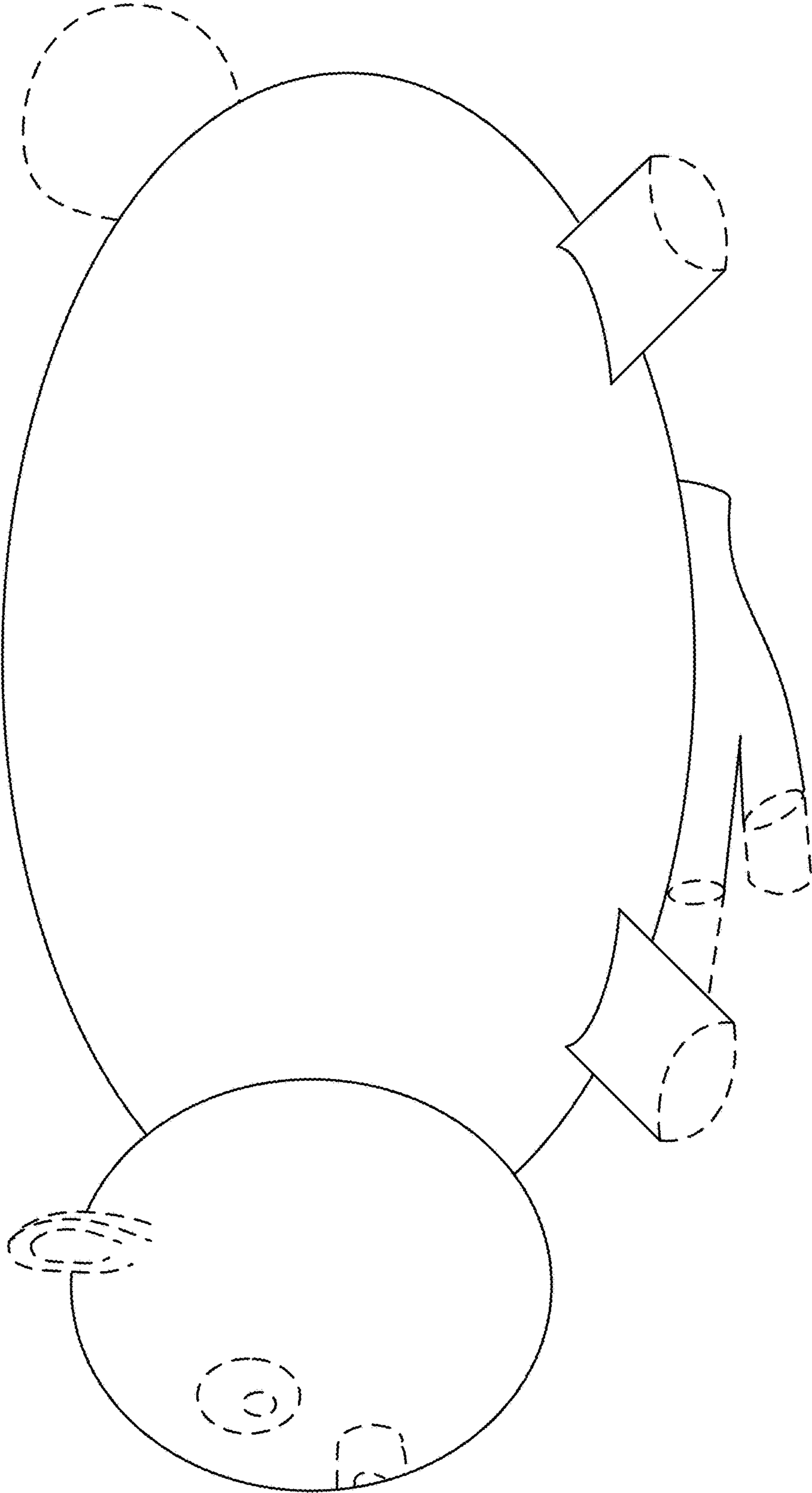


FIG. 1

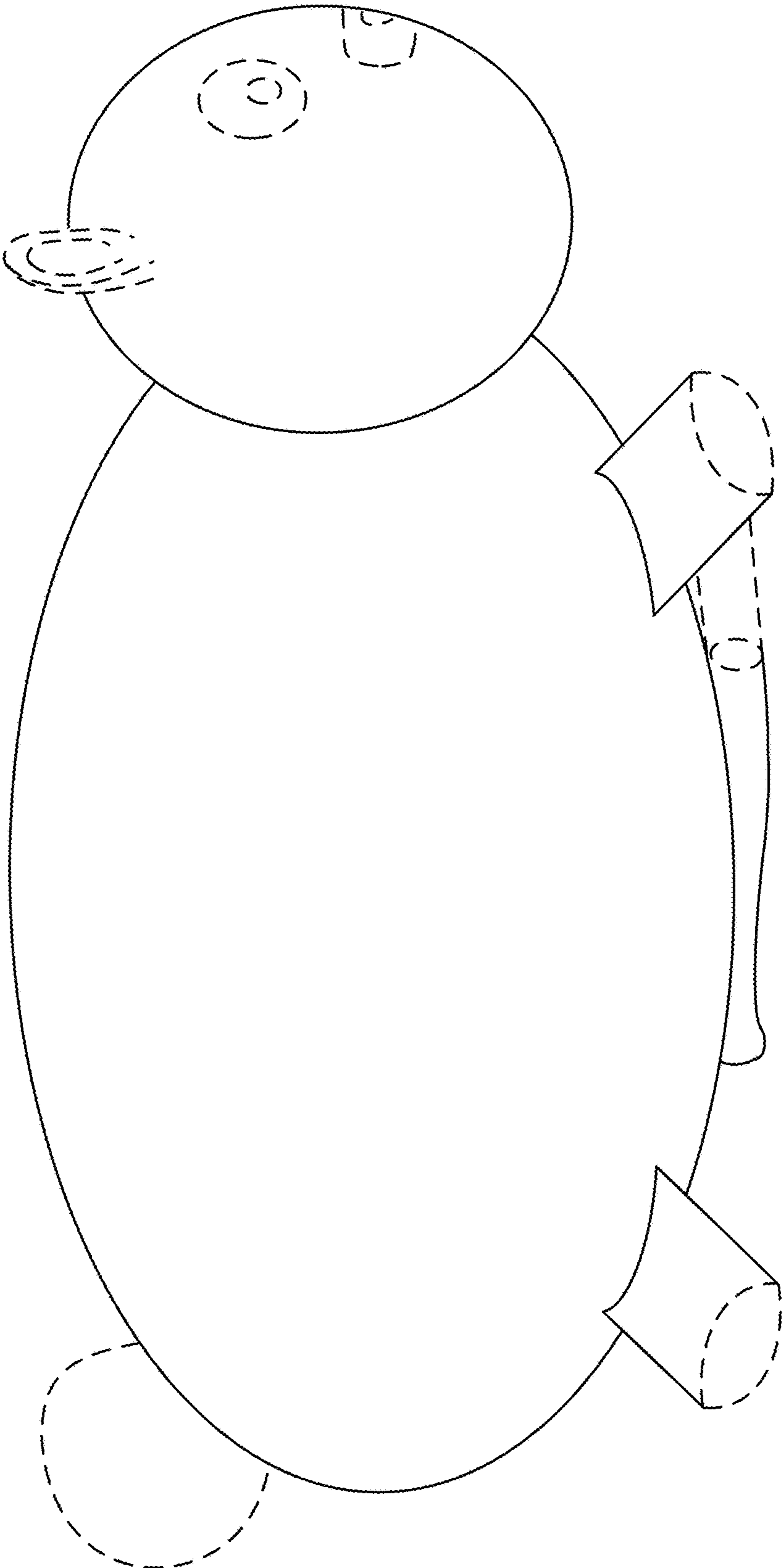


FIG. 2




FIG. 3

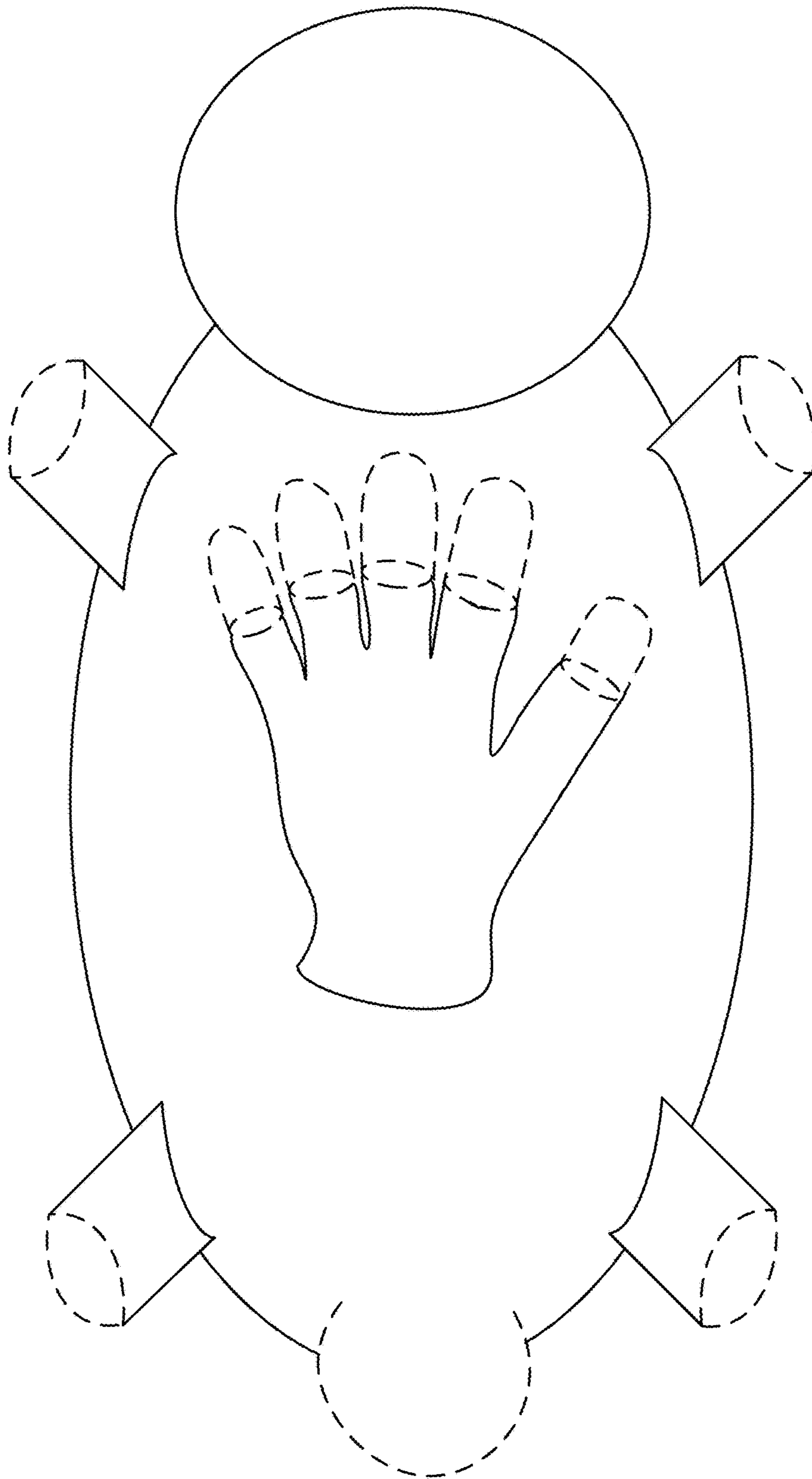


FIG. 4

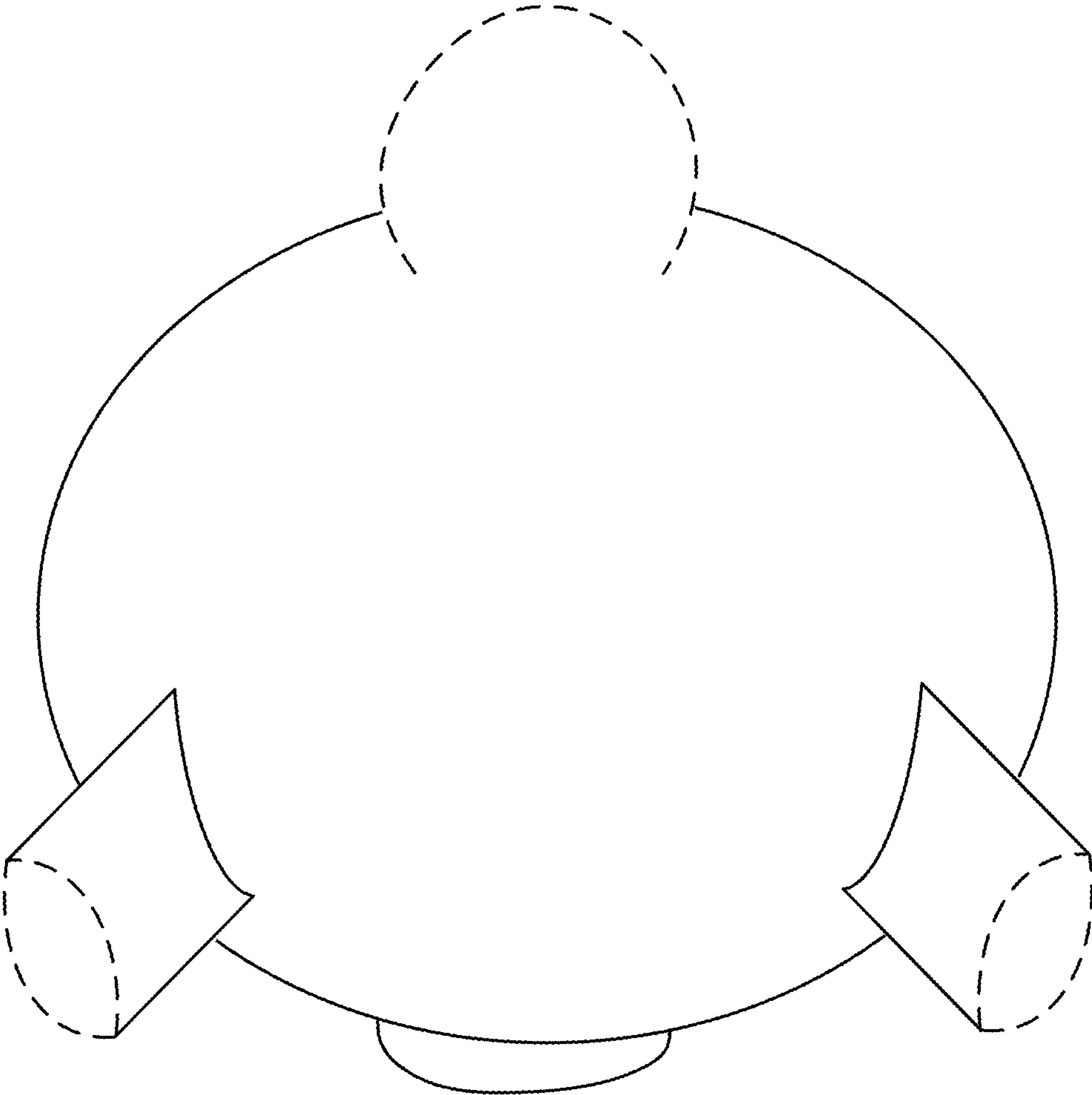


FIG. 5




FIG. 6