



US00D835910S

(12) **United States Design Patent** (10) **Patent No.:** **US D835,910 S**
Eliyahu (45) **Date of Patent:** **** Dec. 18, 2018**

(54) WATERPROOF CASE	D702,277 S * 4/2014 Woodman D16/218
(71) Applicant: Nexark, Inc. , Los Angeles, CA (US)	D710,921 S * 8/2014 Gioscia D16/200
(72) Inventor: Menachem Eliyahu , Los Angeles, CA (US)	D725,169 S * 3/2015 Gioscia D16/200
(73) Assignee: NEXARK, INC. , Los Angeles, CA (US)	D740,876 S * 10/2015 Woodman D16/200
(**) Term: 15 Years	D752,672 S * 3/2016 Clearman D16/200
(21) Appl. No.: 29/564,838	D778,335 S * 2/2017 Gioscia D16/200
(22) Filed: May 16, 2016	D800,818 S * 10/2017 Woodman D16/219
	D800,819 S * 10/2017 Parfitt D16/219
	9,780,417 B2 * 10/2017 Mizrahi H01M 2/1066
	D804,560 S * 12/2017 Costa D16/200
	D805,569 S * 12/2017 Daugela D16/200
	D821,480 S * 6/2018 Gioscia D16/219
	2007/0071423 A1 * 3/2007 Fantone G03B 17/08
	396/27
	2009/0317069 A1 * 12/2009 Yim G03B 17/08
	396/27
	2016/0252801 A1 * 9/2016 Harrison G03B 17/561
	396/27

Related U.S. Application Data

- (63) Continuation-in-part of application No. 29/552,013, filed on Jan. 19, 2016.
- (51) **LOC (11) Cl.** **03-01**
- (52) **U.S. Cl.**
USPC **D3/294**; D16/200
- (58) **Field of Classification Search**
USPC D16/200, 202-206, 208, 218, 219, 242;
D12/193; D3/267, 269, 294
CPC G03B 17/02; G03B 19/04; G03B 17/56;
G03B 17/04; G03B 17/03; H04N 5/2251;
H04N 5/2252; H04N 5/2253; H04N
5/2254; H04N 7/181; H04N 7/183; H04N
7/18
See application file for complete search history.

References Cited

U.S. PATENT DOCUMENTS

8,014,656 B2 * 9/2011 Woodman B63B 25/002	396/25
D674,428 S * 1/2013 Woodman D16/207	
D674,429 S * 1/2013 Woodman D16/207	

* cited by examiner

Primary Examiner — Sandra S Snapp
Assistant Examiner — Holly E Thurman
(74) *Attorney, Agent, or Firm* — Leason Ellis LLP

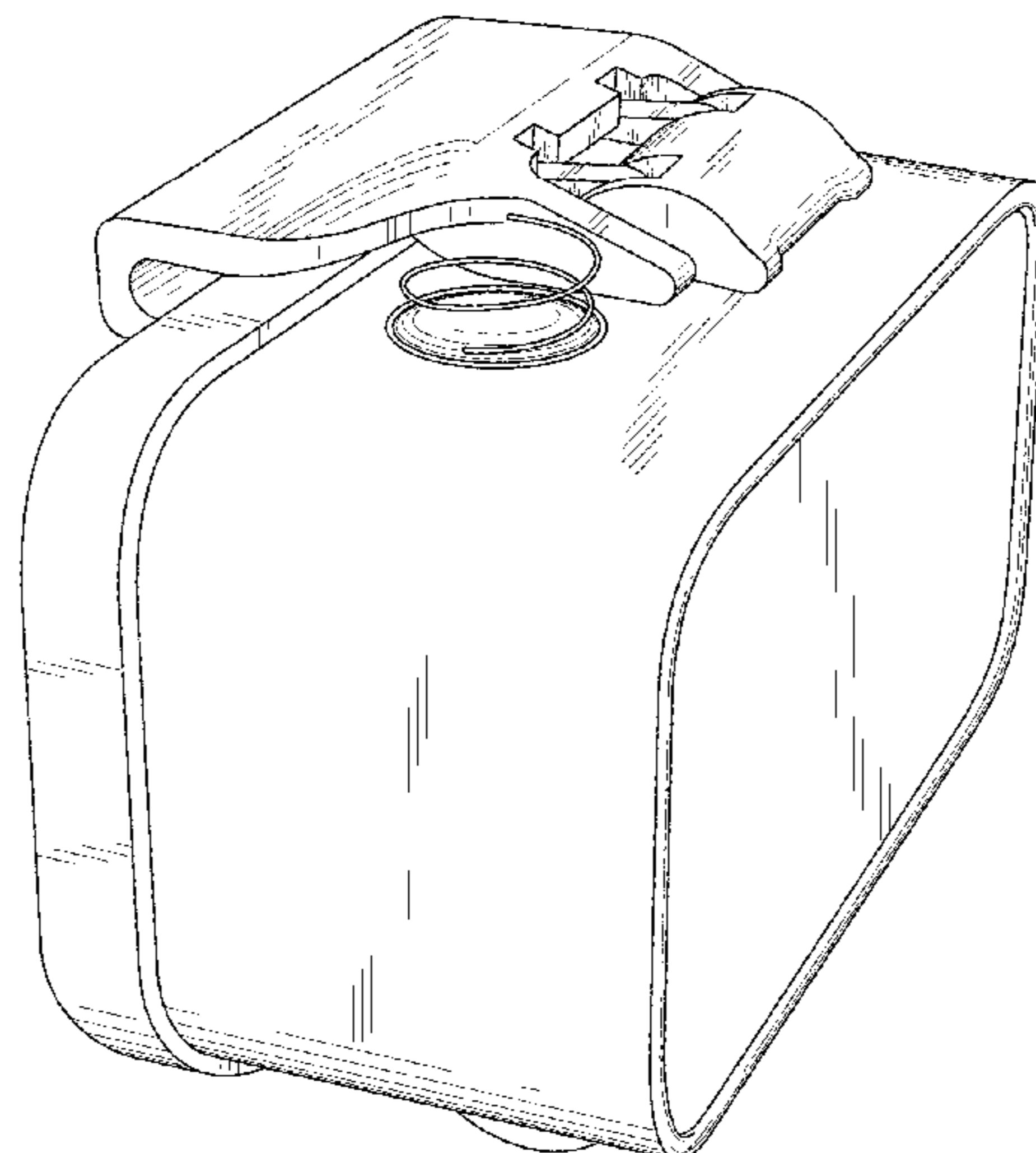
(57) **CLAIM**

I claim the ornamental design for a waterproof case, as shown and described.

DESCRIPTION

FIG. 1 is a top, back left-side perspective of my new design for a waterproof case in a joined configuration, FIG. 2 is a right-side elevation thereof, FIG. 3 is a left-side elevation thereof, FIG. 4 is a back-side elevation thereof, FIG. 5 is a front-side elevation thereof, FIG. 6 is a top plan view thereof; and, FIG. 7 is a bottom plan view thereof. The broken lines disclose unclaimed portions of the waterproof case, and form no part of the claimed design.

1 Claim, 6 Drawing Sheets



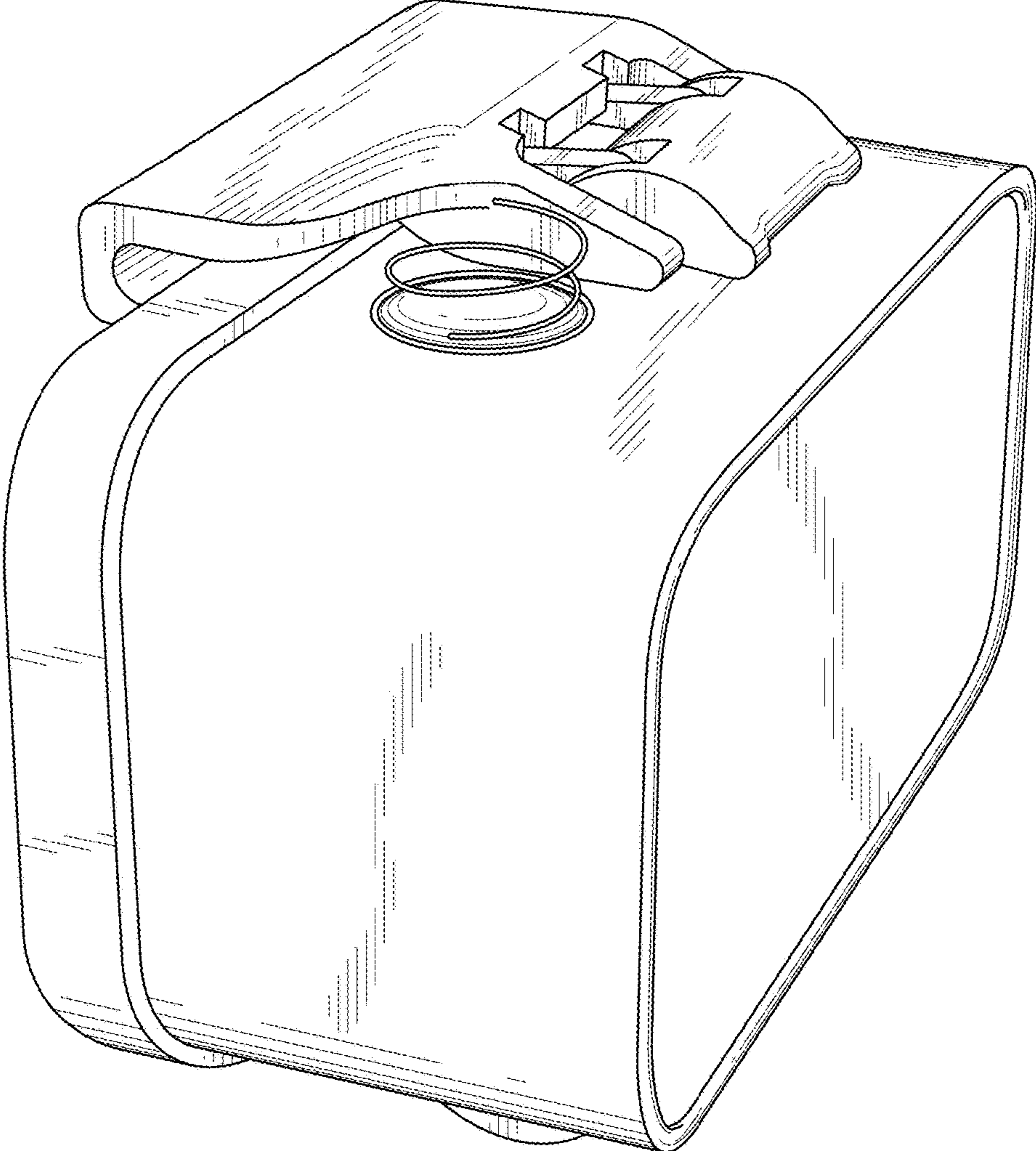


Fig. 1




Fig. 3




Fig. 2

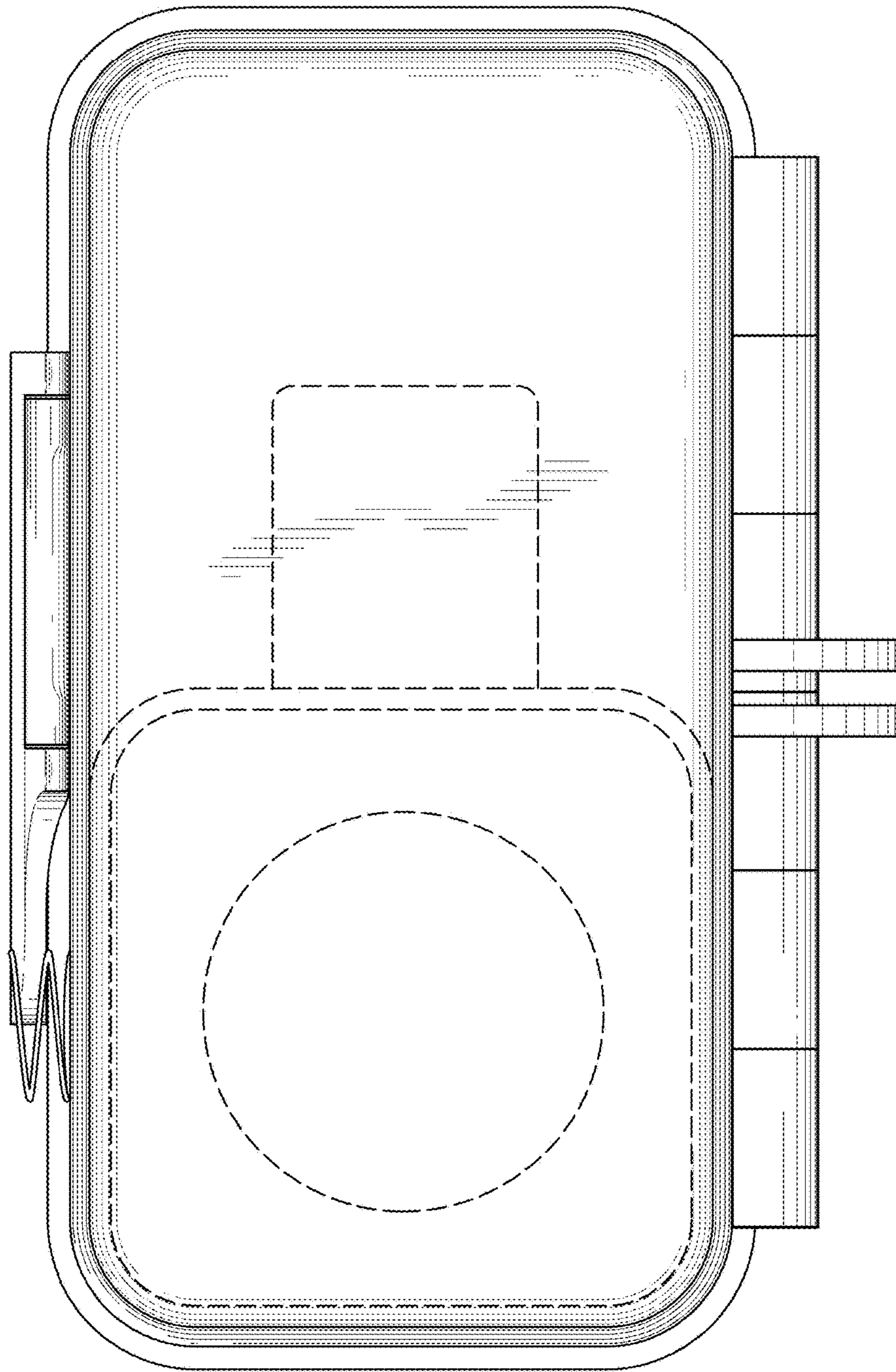


Fig. 4

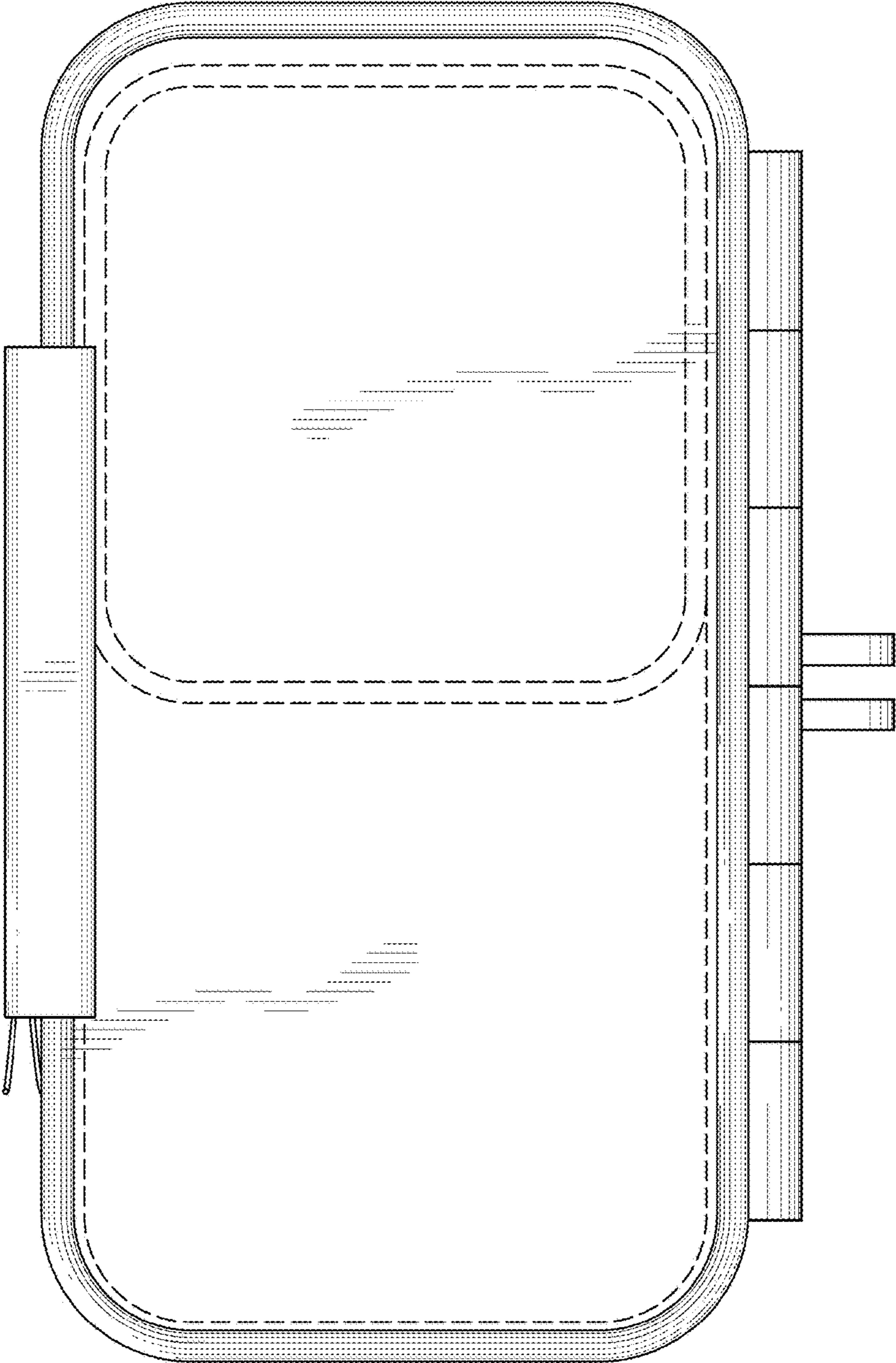


Fig. 5

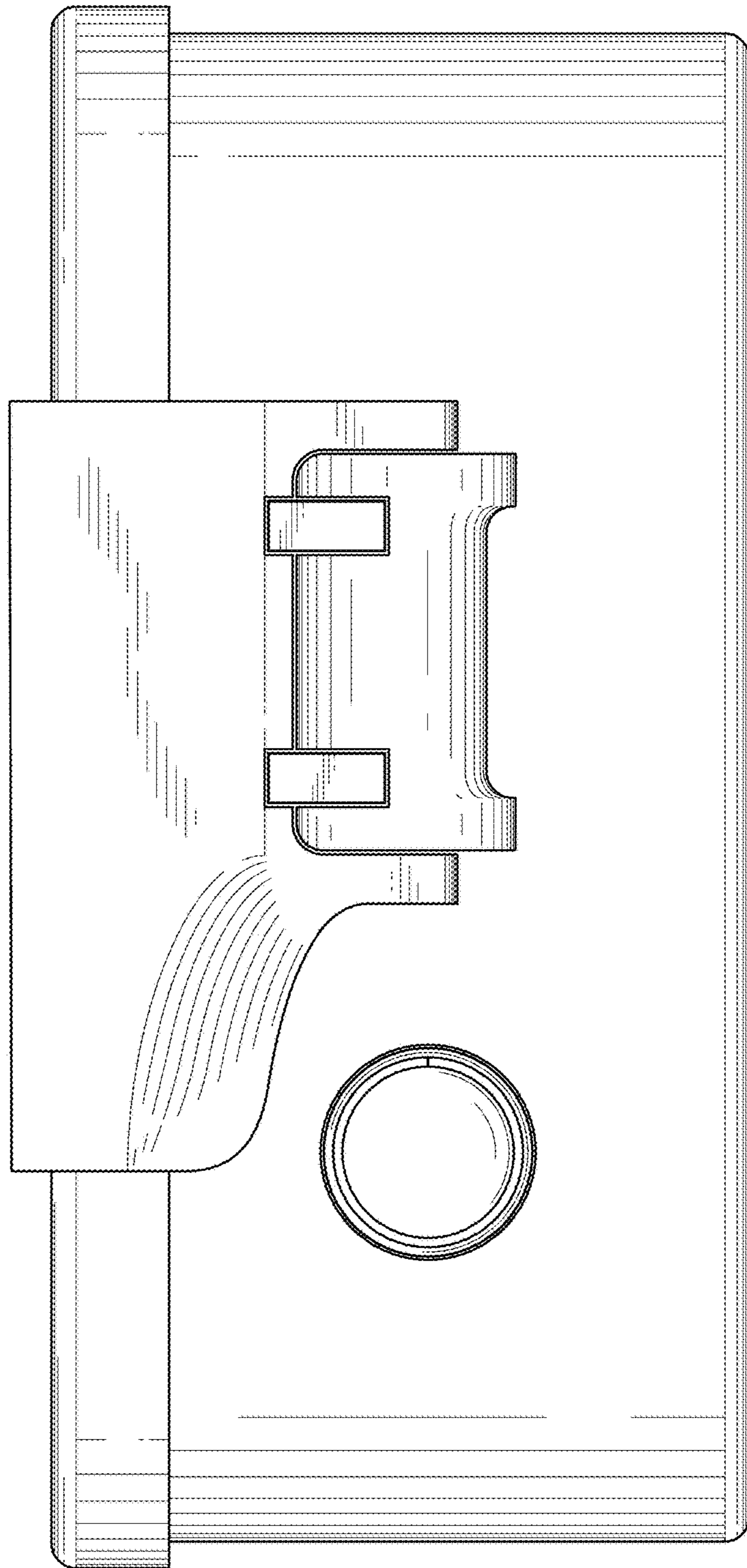


Fig. 6

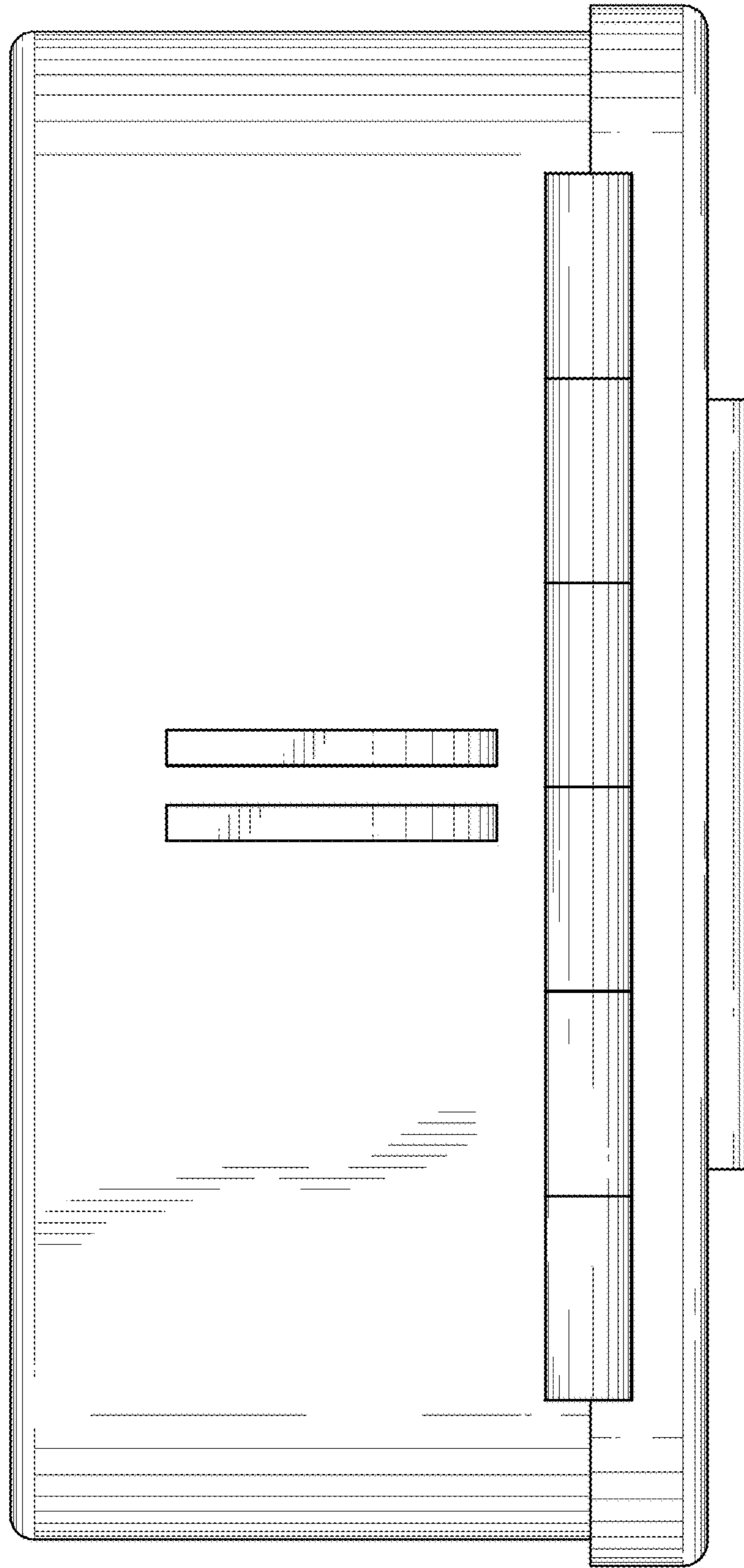


Fig. 7