

US00D835885S

(12) **United States Design Patent** (10) **Patent No.:** **US D835,885 S**  
**Park** (45) **Date of Patent:** **\*\* Dec. 18, 2018**

(54) **LOWER BODY GARMENT**  
(71) Applicant: **In Wang Park**, Cerritos, CA (US)  
(72) Inventor: **In Wang Park**, Cerritos, CA (US)  
(73) Assignee: **AVOCADO, LLC.**, Vernon, CA (US)  
(\*\*) Term: **15 Years**  
(21) Appl. No.: **29/615,301**  
(22) Filed: **Aug. 28, 2017**  
(51) **LOC (11) Cl.** ..... **02-02**  
(52) **U.S. Cl.**  
USPC ..... **D2/738**  
(58) **Field of Classification Search**  
USPC ..... D2/712, 713, 716, 731, 738, 737, 742  
CPC ..... A41B 9/00; A41B 9/002; A41B 9/004;  
A41B 9/005; A41B 9/007; A41B 9/008;  
A41B 9/02; A41B 9/023; A41B 9/026;  
A41B 9/04; A41D 1/06; A41D 1/08;  
A41D 1/089; A41D 7/00  
See application file for complete search history.

(56) **References Cited**  
U.S. PATENT DOCUMENTS  
D87,725 S \* 9/1932 Michelson ..... 2/67  
RE20,567 E \* 12/1937 Bachelis ..... A41D 7/005  
2/403  
2,299,681 A \* 10/1942 Childs ..... A41D 1/08  
2/404  
2,443,951 A \* 6/1948 Fenton ..... A41F 9/02  
2/237  
2,560,192 A \* 7/1951 Seidner ..... A41D 7/005  
2/67

3,175,560 A \* 3/1965 Menzies ..... A41C 1/04  
2/407  
4,602,388 A \* 7/1986 Underwood ..... A41D 1/08  
2/238  
6,761,712 B2 \* 7/2004 Otsubo ..... A61F 13/496  
604/385.01  
D584,480 S \* 1/2009 Blumenfeld ..... D2/712  
D627,133 S \* 11/2010 Hendrickson ..... D2/712  
D672,530 S \* 12/2012 Williams ..... D2/738  
8,990,970 B2 \* 3/2015 Lee ..... A41B 9/14  
2/307  
2013/0019371 A1 \* 1/2013 Abeysekera ..... A41D 1/08  
2/69

\* cited by examiner

*Primary Examiner* — R. Johnson  
(74) *Attorney, Agent, or Firm* — John K. Park; Park Law Firm

(57) **CLAIM**

The ornamental design for lower body garment, as shown and described.

**DESCRIPTION**

FIG. 1 is a perspective view of lower body garment showing my new design;  
FIG. 2 is a front elevational view; the rear elevational view being identical thereof;  
FIG. 3 is a side elevational view thereof;  
FIG. 4 is another side elevational view thereof;  
FIG. 5 is a top plan view thereof; and,  
FIG. 6 is a bottom plan view thereof.  
The broken line showing of environment is for illustrative purposes only and forms no part of the claimed design.

**1 Claim, 4 Drawing Sheets**

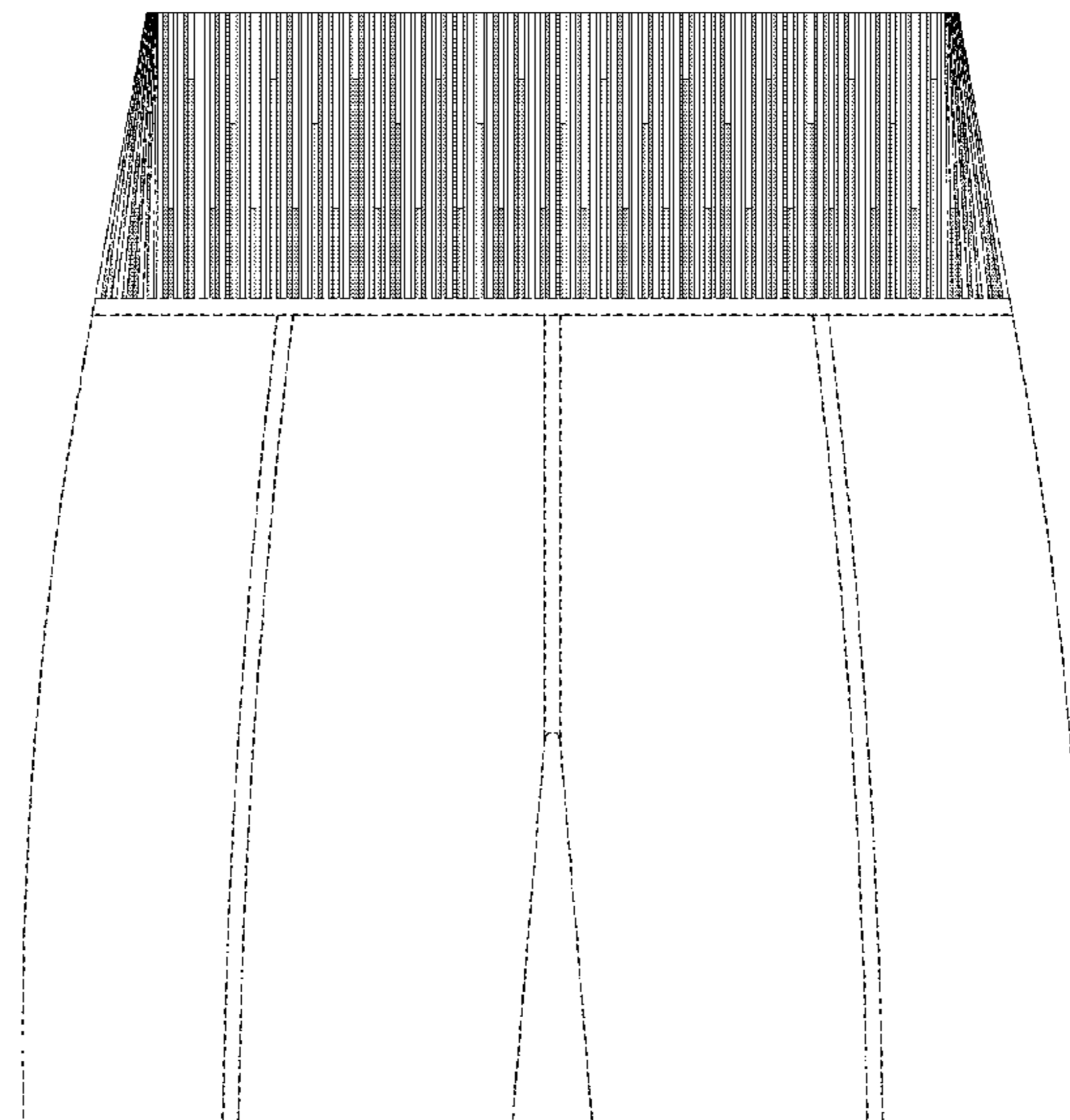
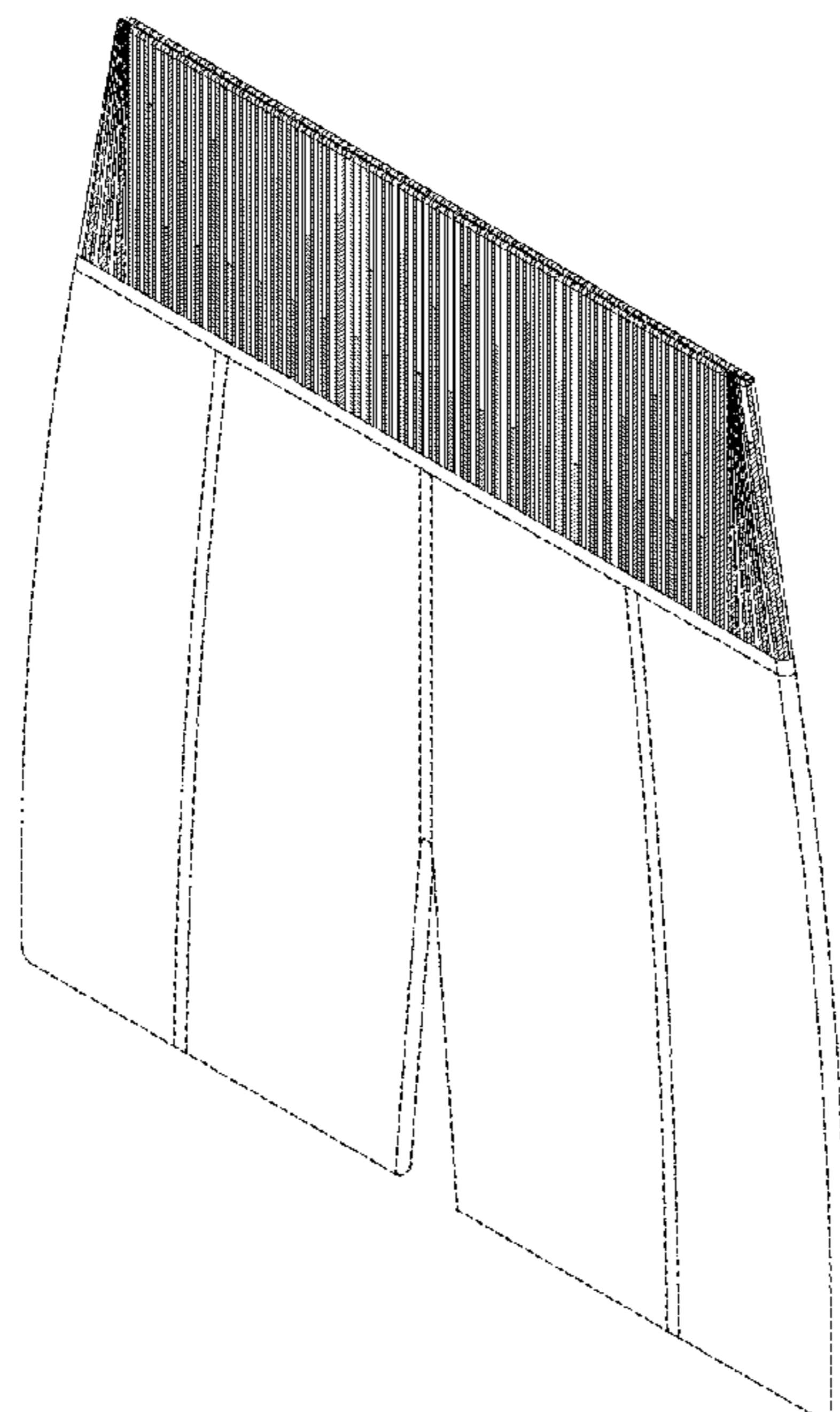


FIG. 1

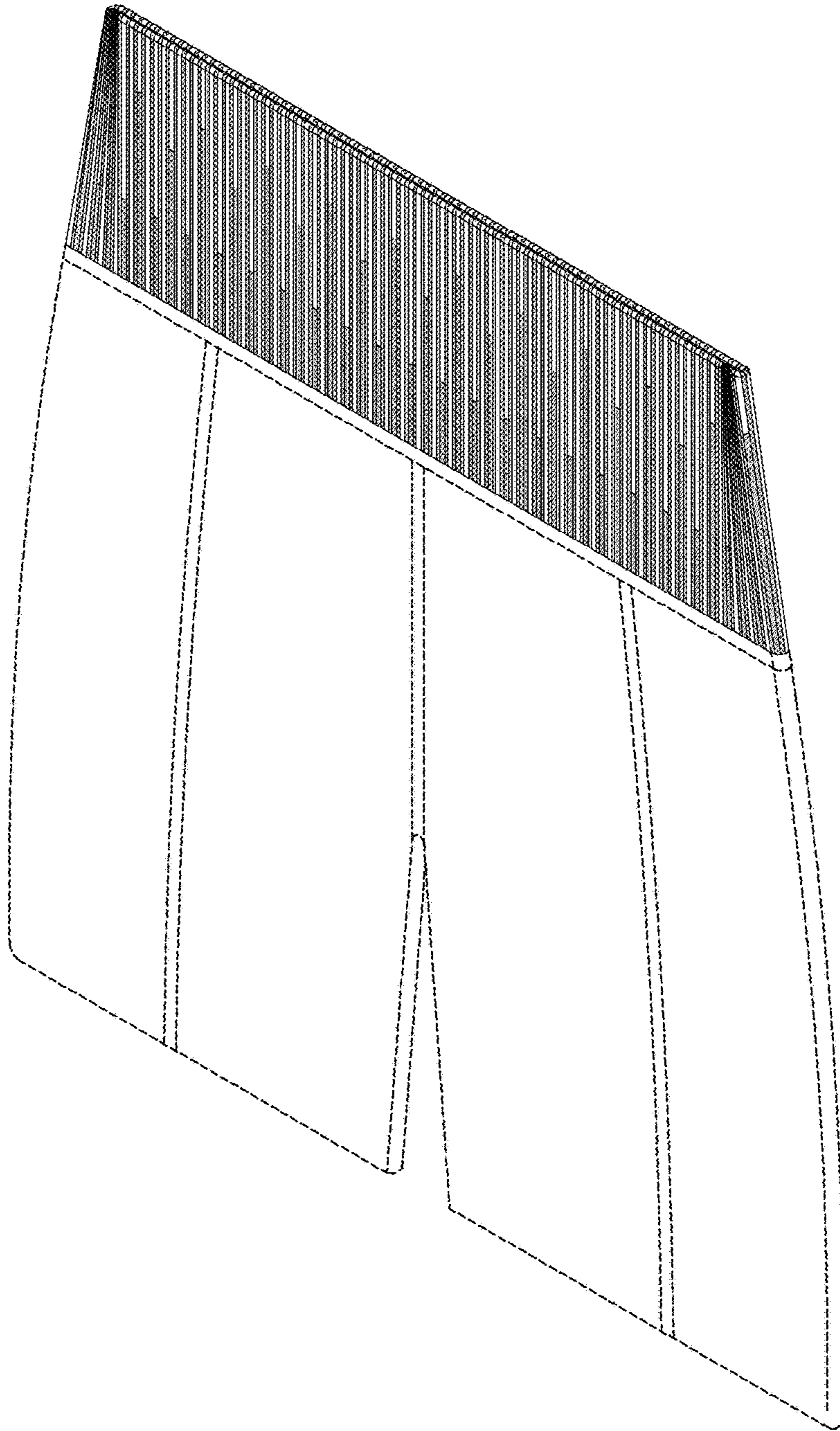


FIG. 2

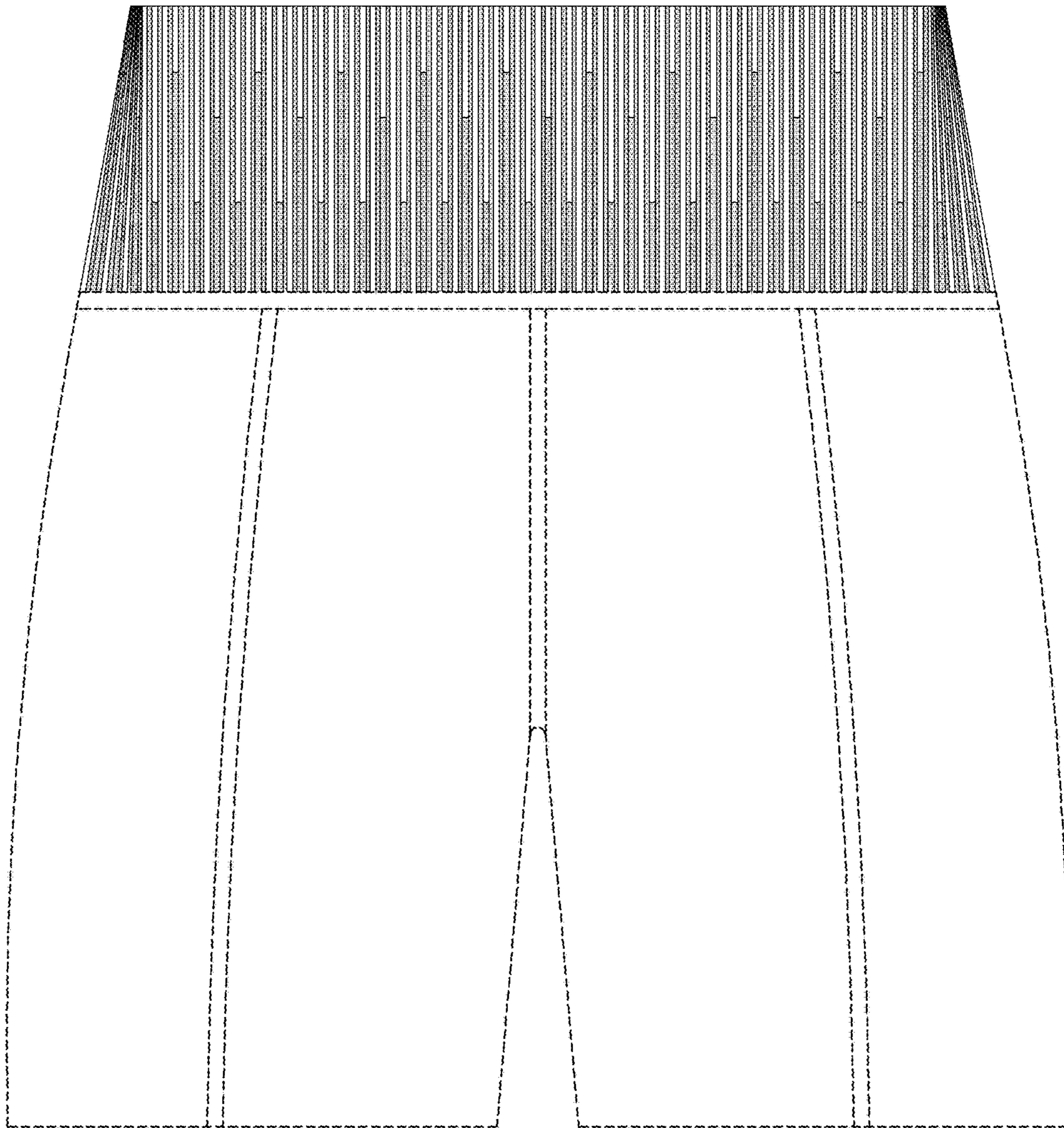


FIG. 3

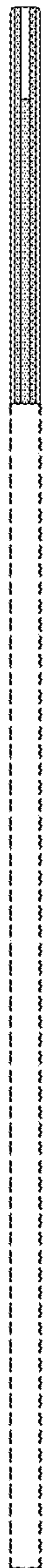


FIG. 4



FIG. 5



FIG. 6

