

US00D835880S

(12) **United States Design Patent** (10) **Patent No.:** **US D835,880 S**
Colquhoun et al. (45) **Date of Patent:** **** Dec. 18, 2018**

(54) **FOOD PRODUCT**
(71) Applicant: **Mars, Incorporated**, McLean, VA (US)
(72) Inventors: **Duncan Colquhoun**, Bath (GB); **John Macdonald**, Bath (GB); **Matthew Wright**, Bath (GB)
(73) Assignee: **Mars, Incorporated**, McLean, VA (US)
(**) Term: **15 Years**
(21) Appl. No.: **29/587,463**
(22) Filed: **Dec. 13, 2016**
(51) **LOC (11) Cl.** **01-01**
(52) **U.S. Cl.**
USPC **D1/124**
(58) **Field of Classification Search**
USPC D1/100-130, 199; 426/5, 76, 87, 92, 94, 426/95, 99, 101, 103, 104, 108, 134, 426/138-139, 143, 144, 279, 282, 283, 426/391, 514, 549, 559, 560, 660, 808; D9/430, 439, 754; 521/50; D13/110; 220/574; D8/83; D21/487; D26/37, 38, D26/46, 49; D11/143, 146
CPC A21D 13/0029; A21D 13/0074; A21D 13/0022; A21D 13/0006; A23L 1/1641; A23L 1/005
See application file for complete search history.

(56) **References Cited**
U.S. PATENT DOCUMENTS
D197,595 S 3/1964 Savitt
D207,167 S 3/1967 Fisher
4,513,014 A 4/1985 Edwards
4,944,699 A * 7/1990 Velke, Sr. H01R 4/308
174/84 S
5,419,283 A 5/1995 Leo
D418,881 S 1/2000 Cousins

D433,778 S 11/2000 Axelrod
6,238,715 B1 5/2001 Baikie
6,277,420 B1 8/2001 Andersen et al.
D473,348 S * 4/2003 Lang D1/199
D500,579 S 1/2005 Tansey et al.
D501,700 S * 2/2005 Turner D1/127
D516,276 S * 3/2006 Unlu D1/199
7,152,280 B1 * 12/2006 Taylor A47G 21/16
224/494
D535,770 S * 1/2007 Yuen D26/38
D602,396 S * 10/2009 Conway D11/146
D609,878 S * 2/2010 Tham D1/128
D614,333 S * 4/2010 Schnitzer D26/37
D632,997 S * 2/2011 Correia D11/143

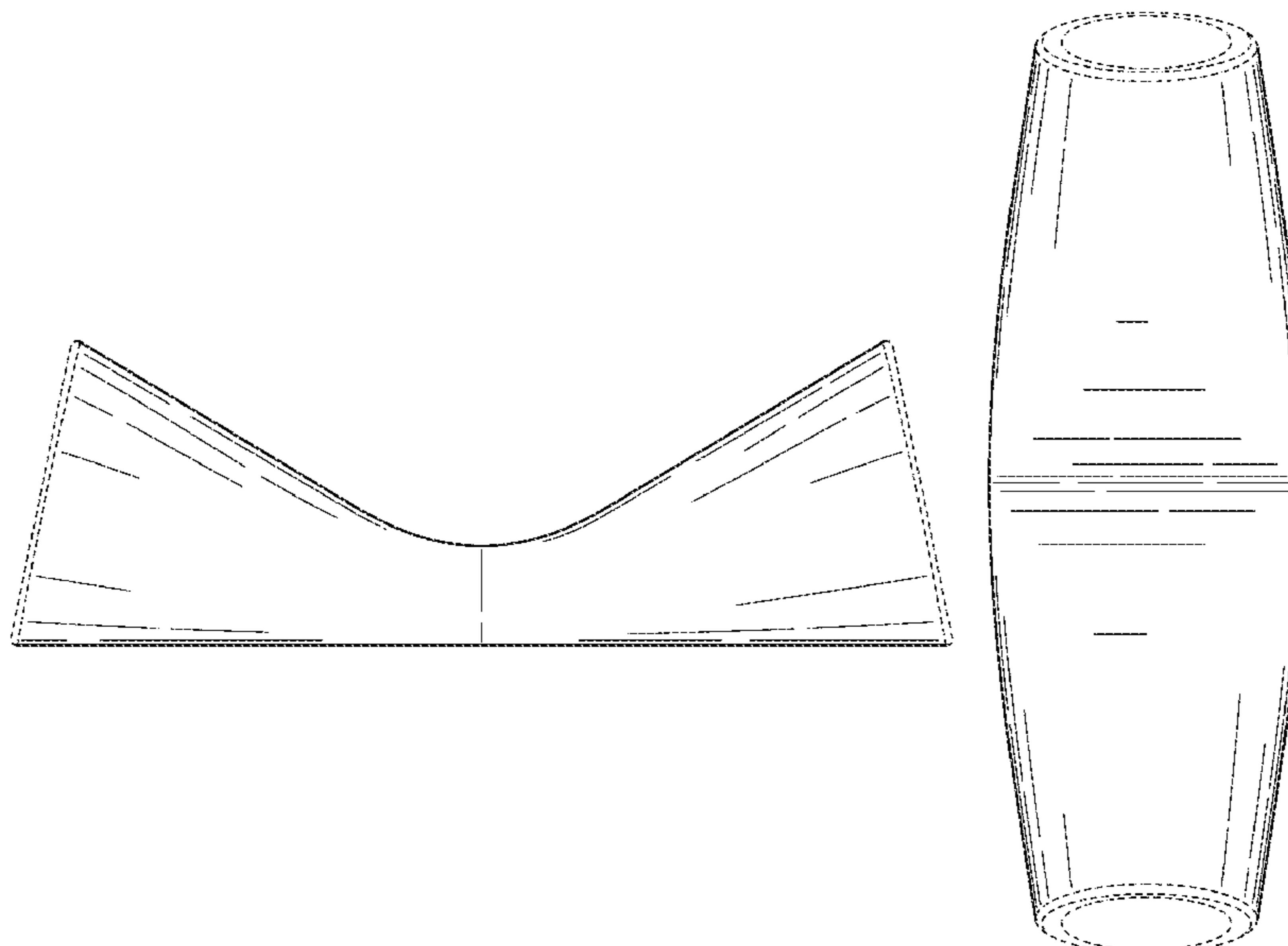
(Continued)

Primary Examiner — Katie Jane Stofko
(74) *Attorney, Agent, or Firm* — Greenberg Traurig, LLP

(57) **CLAIM**
The ornamental design for a food product, as shown and described.

DESCRIPTION
FIG. 1 is a front right perspective view of a food product showing my new design;
FIG. 2 is a front elevation view of the food product shown in FIG. 1;
FIG. 3 is a rear elevation view of the food product shown in FIG. 1;
FIG. 4 is a left side elevation view of the food product shown in FIG. 1;
FIG. 5 is a right side elevation view of the food product shown in FIG. 1;
FIG. 6 is a top plan view of the food product shown in FIG. 1; and,
FIG. 7 is a bottom plan view of the food product shown in FIG. 1.
The broken lines in FIGS. 1-7 illustrate portions of the food product that form no part of the claimed design.

1 Claim, 2 Drawing Sheets



(56)

References Cited

U.S. PATENT DOCUMENTS

D633,820 S *	3/2011	Correia	D11/143
D667,976 S *	9/2012	Wu	D26/49
D674,126 S *	1/2013	Mase	D26/49
D693,042 S *	11/2013	Wu	D26/49
D760,451 S *	6/2016	Harvey	D30/160
D812,322 S *	3/2018	Hirschberg	D30/160

* cited by examiner

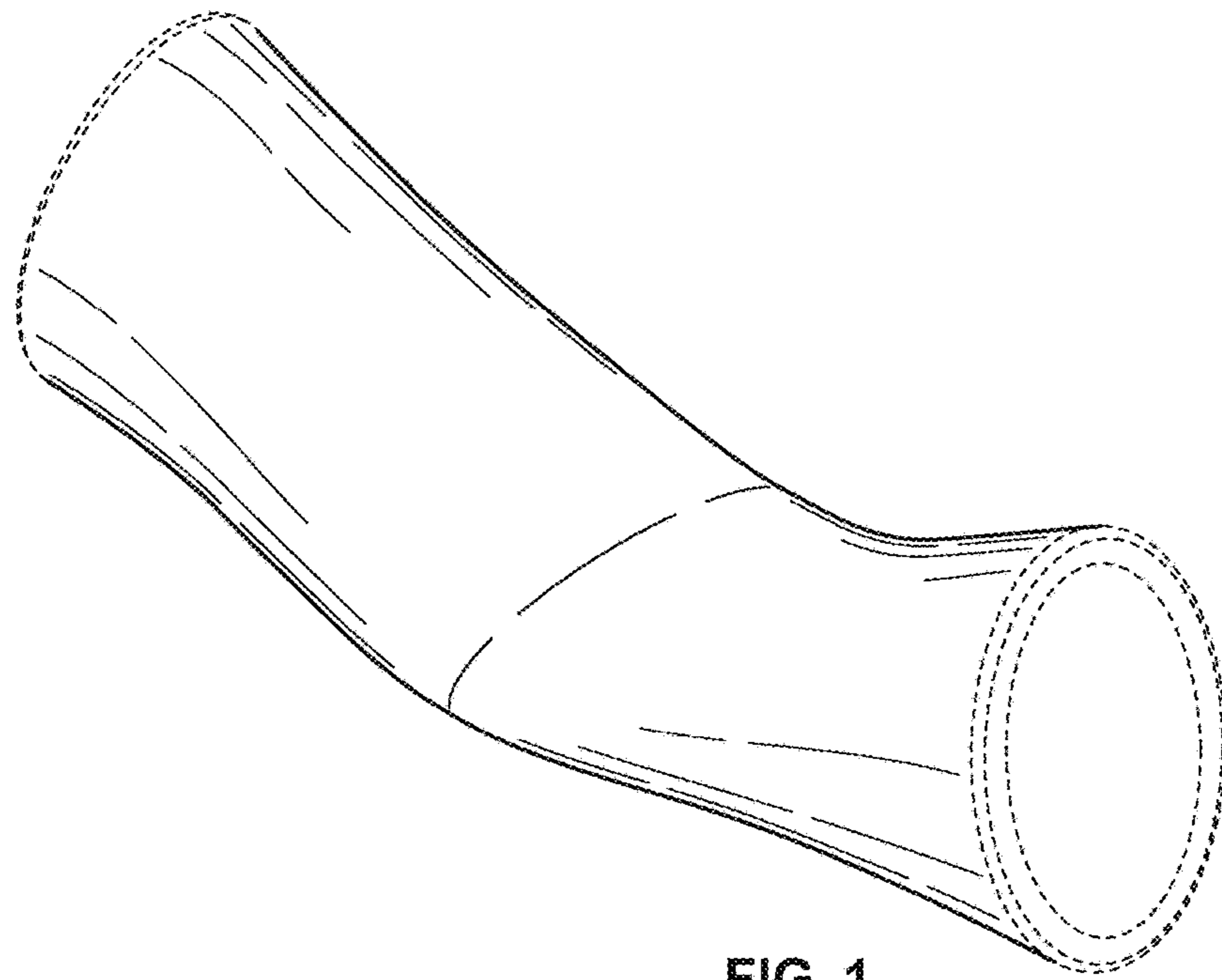


FIG. 1

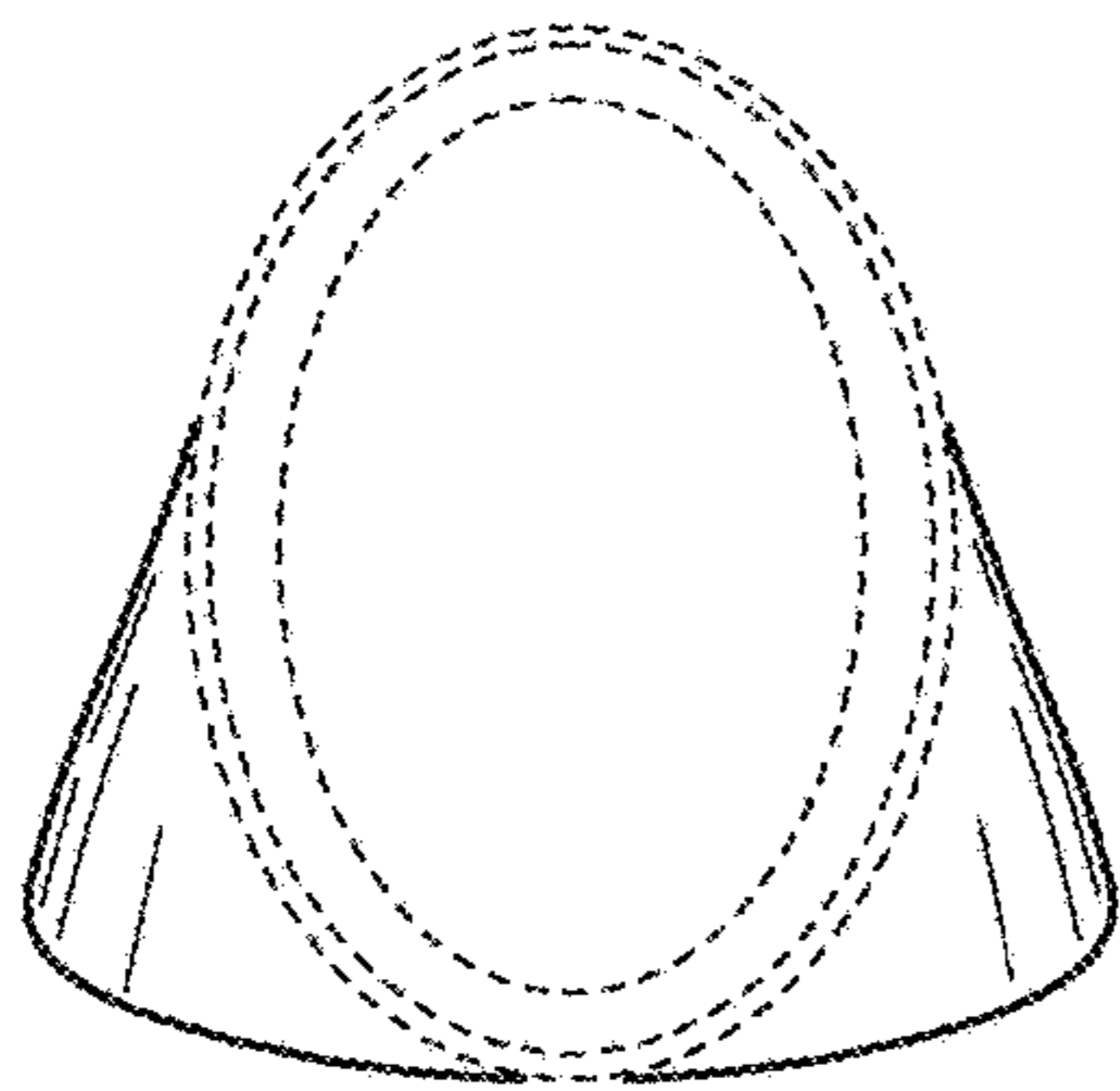


FIG. 2

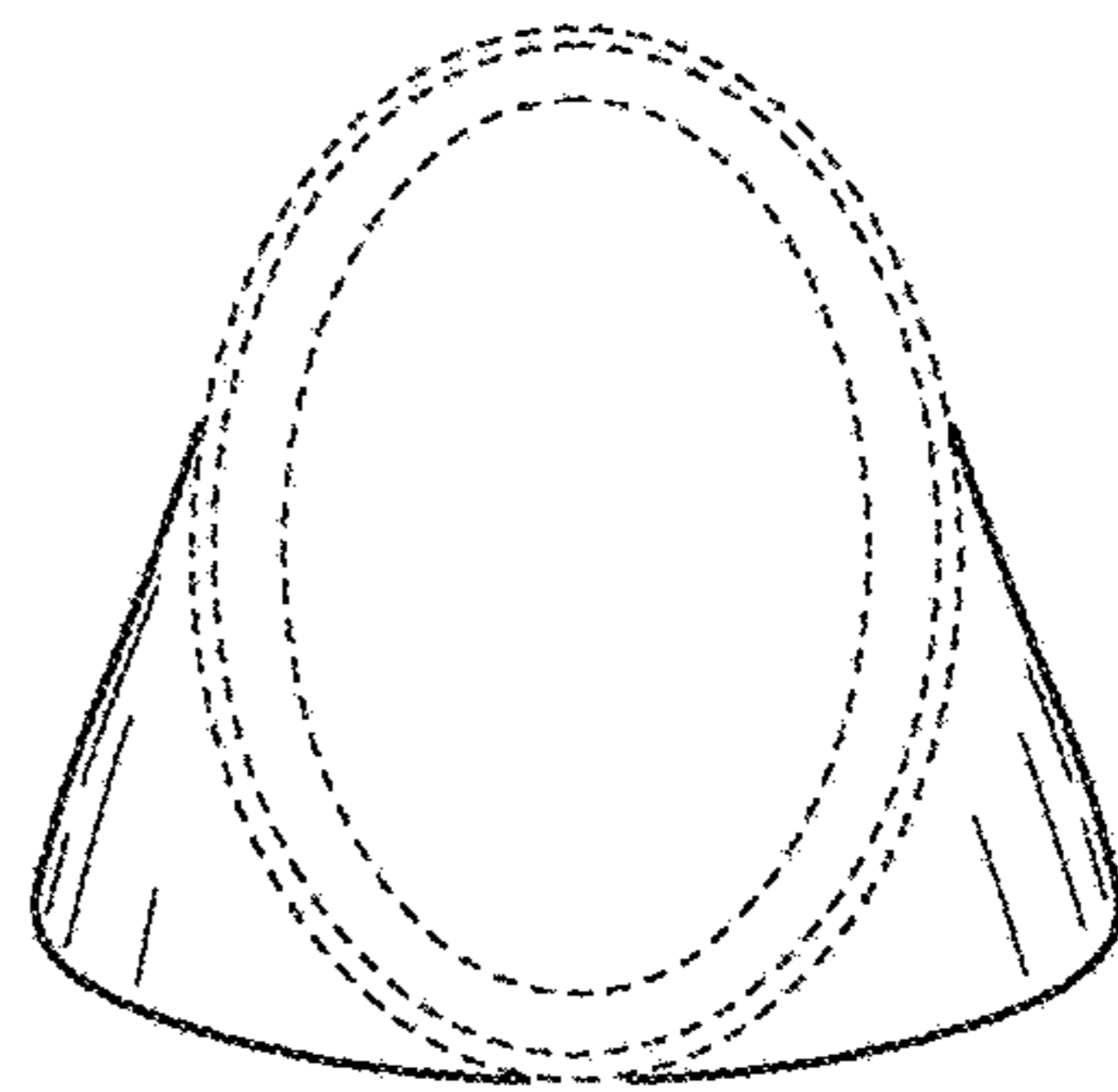


FIG. 3

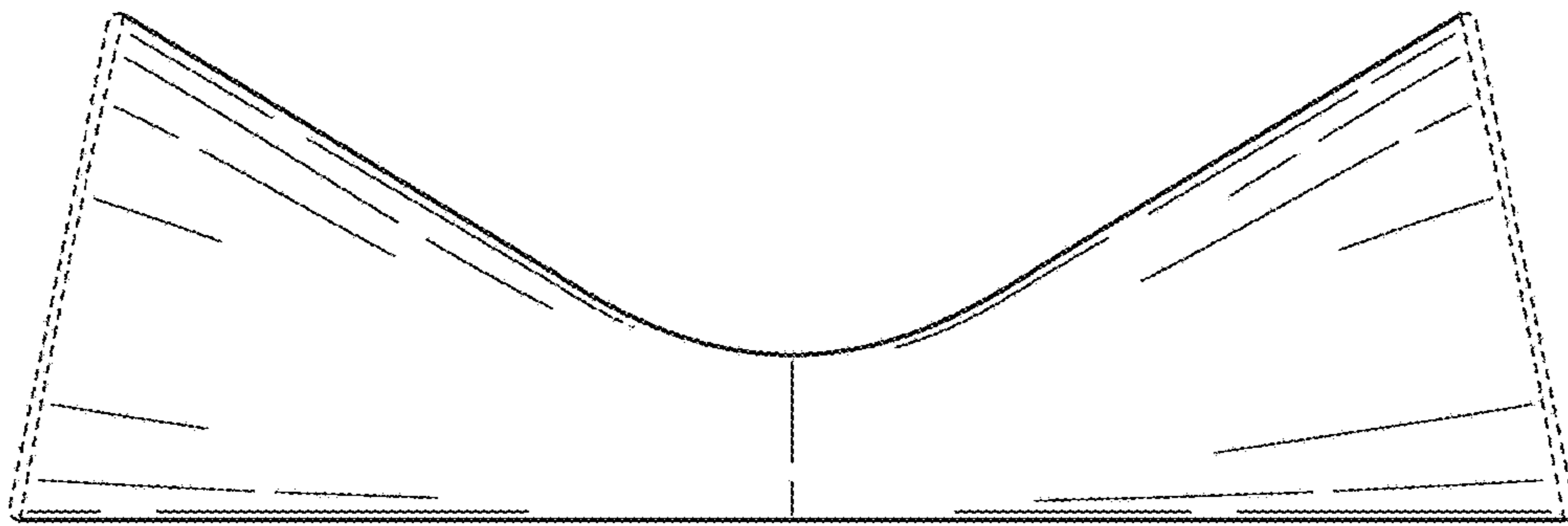


FIG. 4

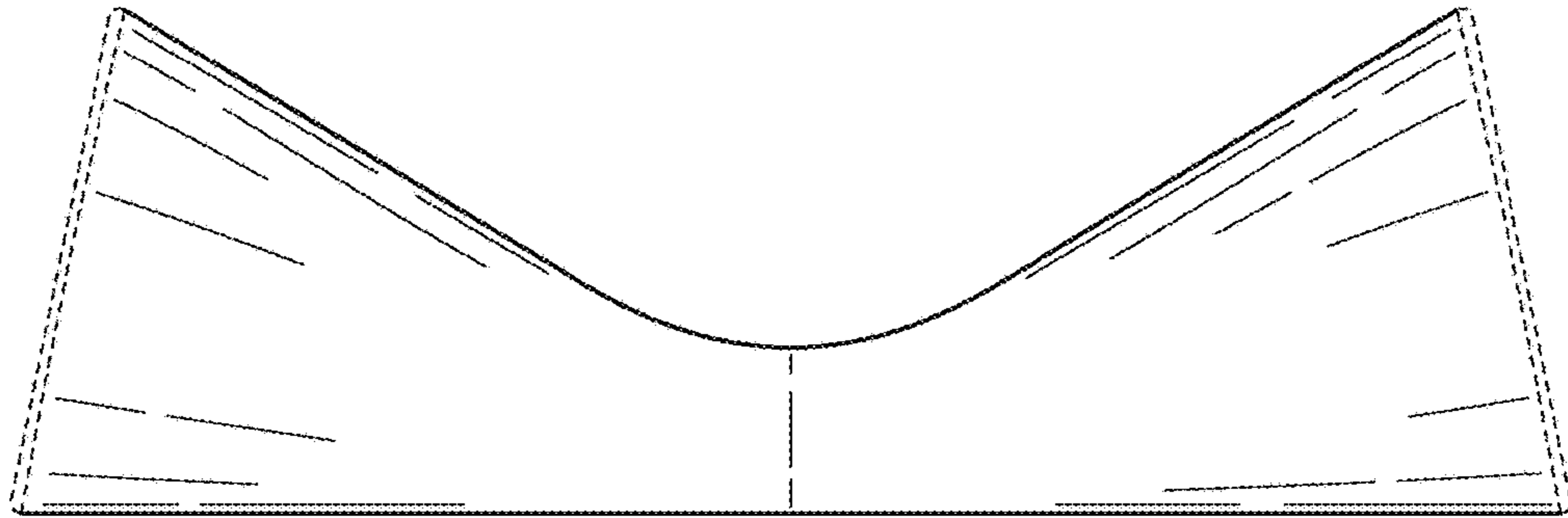


FIG. 5

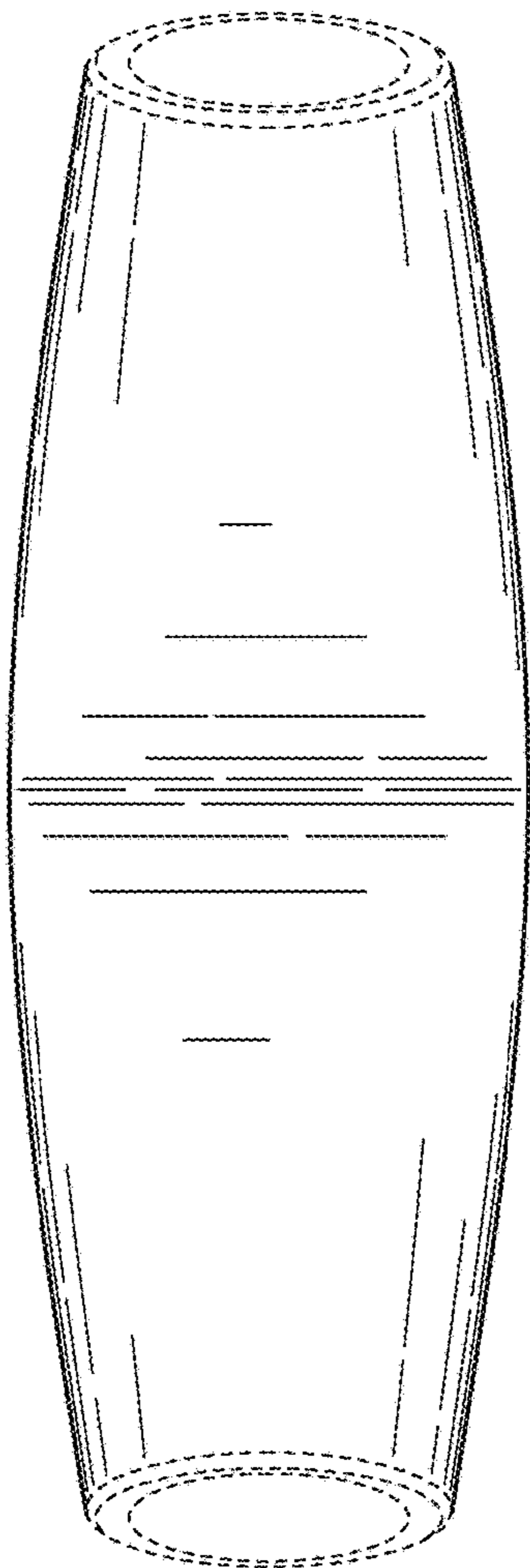


FIG. 6

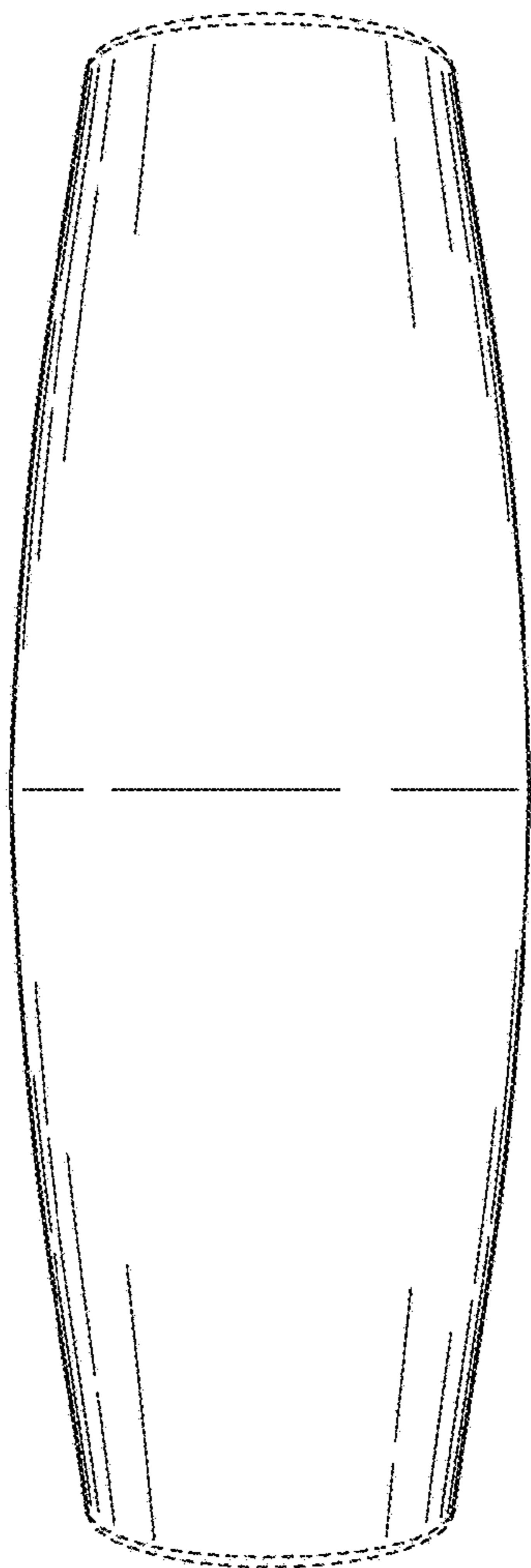


FIG. 7