



US00D835867S

(12) **United States Design Patent** (10) **Patent No.:** **US D835,867 S**  
**Jang et al.** (45) **Date of Patent:** **\*\* Dec. 11, 2018**

(54) **VACUUM CLEANER**  
(71) Applicant: **Samsung Electronics Co., Ltd.**,  
Suwon-si (KR)  
(72) Inventors: **Jae-Ho Jang**, Seoul (KR); **Jae-Jin Lee**,  
Goyang-si (KR); **Hyoung-Sub Choi**,  
Goyang-si (KR)  
(73) Assignee: **SAMSUNG ELECTRONICS CO.,**  
**LTD.**, Suwon-si (KR)

D556,397 S \* 11/2007 Agren ..... D32/18  
D564,149 S \* 3/2008 Fjellman ..... D32/18  
D564,152 S \* 3/2008 Fjellman ..... D32/18  
D565,814 S 4/2008 Agren et al.  
D566,349 S \* 4/2008 Agren ..... D32/18  
D578,259 S \* 10/2008 Agren ..... D32/18  
D648,496 S 11/2011 Luyckx  
D773,130 S \* 11/2016 Gray ..... D32/18  
D807,598 S \* 1/2018 Houghton ..... D32/18  
9,980,620 B2 \* 5/2018 Sjoberg ..... A47L 9/20

(\*\*) Term: **15 Years**  
(21) Appl. No.: **29/619,528**  
(22) Filed: **Sep. 29, 2017**

**Related U.S. Application Data**

(63) Continuation of application No. 29/556,506, filed on  
Mar. 1, 2016, now Pat. No. Des. 803,492.

**Foreign Application Priority Data**

Sep. 2, 2015 (KR) ..... 30-2015-0044354

(51) **LOC (11) Cl.** ..... **15-05**

(52) **U.S. Cl.**  
USPC ..... **D32/18**

(58) **Field of Classification Search**  
USPC ..... D32/17, 18, 22, 31  
CPC ... A47L 5/24; A47L 5/362; A47L 5/36; A47L  
5/28; A47L 9/102; A47L 9/1683; B01D  
50/002  
See application file for complete search history.

**References Cited**

**U.S. PATENT DOCUMENTS**

D448,895 S \* 10/2001 Andreas ..... D32/18  
D511,598 S 11/2005 Snowball

**FOREIGN PATENT DOCUMENTS**

CN 302842458 S 6/2014  
EM 001986001-0001 2/2012  
EM 000631007-0002 1/2014  
KR 300774948 12/2014

\* cited by examiner

*Primary Examiner* — Ruth McInroy

(74) *Attorney, Agent, or Firm* — McAndrews Held &  
Malloy, Ltd.

**CLAIM**

(57) The ornamental design for a vacuum cleaner, as shown and  
described.

**DESCRIPTION**

FIG. 1 is a front perspective view of a vacuum cleaner  
showing our new design;  
FIG. 2 is a front elevation view thereof;  
FIG. 3 is a rear elevation view thereof;  
FIG. 4 is a left-side elevation view thereof;  
FIG. 5 is a right-side elevation view thereof;  
FIG. 6 is a top plan view thereof;  
FIG. 7 is a bottom plan view thereof; and,  
FIG. 8 is an exploded top perspective view thereof.  
The broken lines in the drawings illustrate portions of the  
vacuum cleaner that form no part of the claimed design.

**1 Claim, 7 Drawing Sheets**

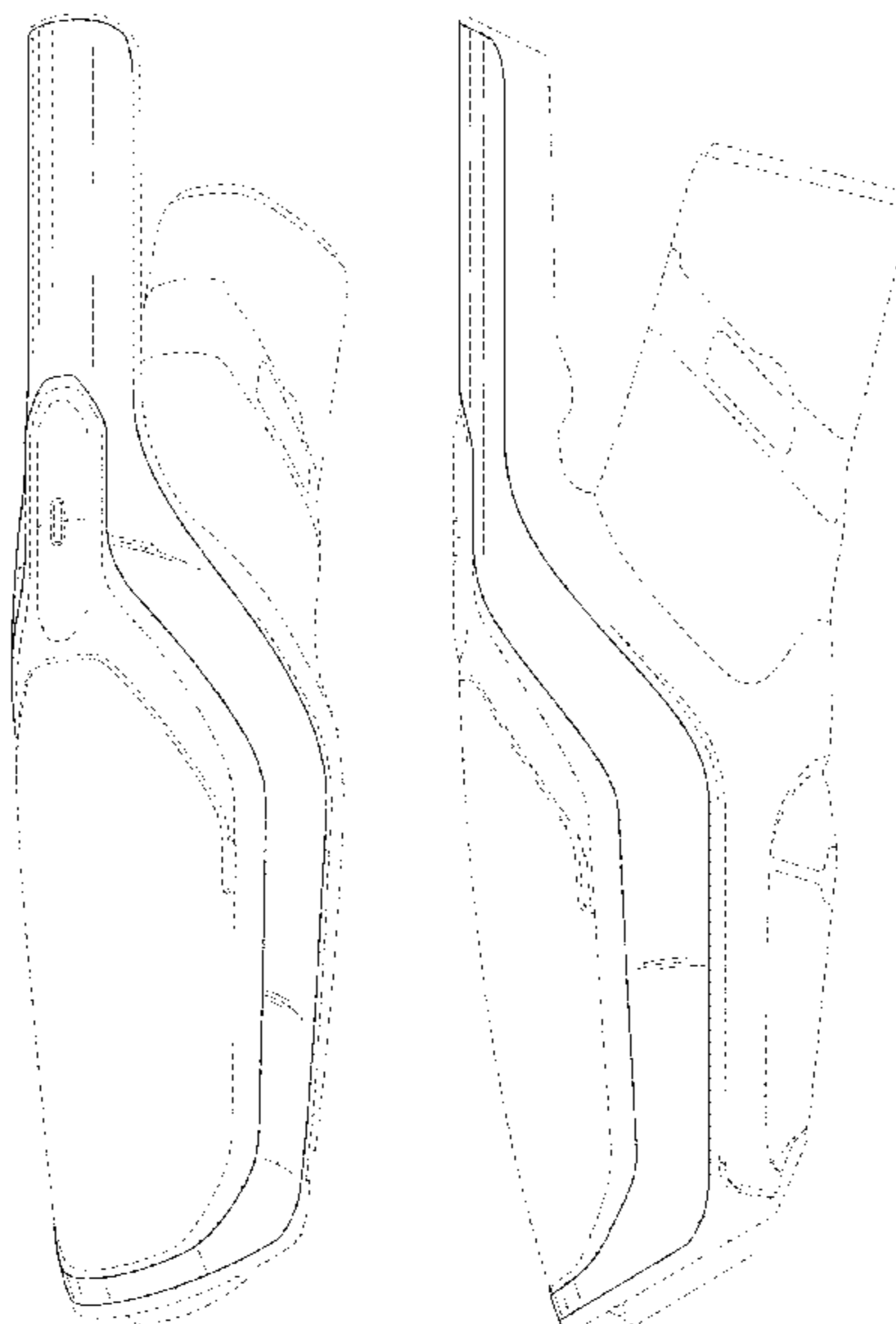


FIG. 1

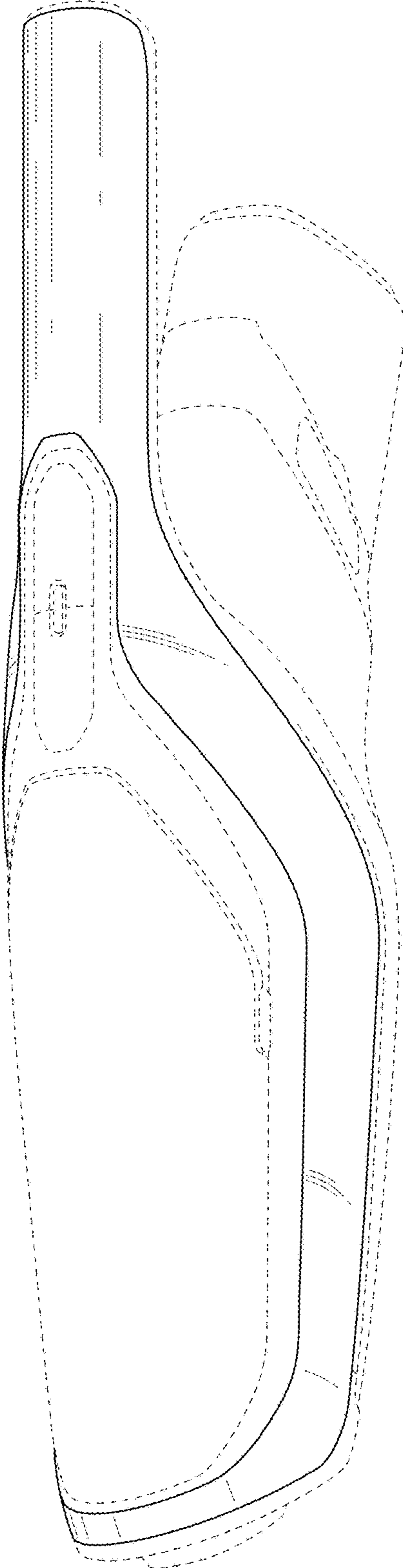


FIG. 2

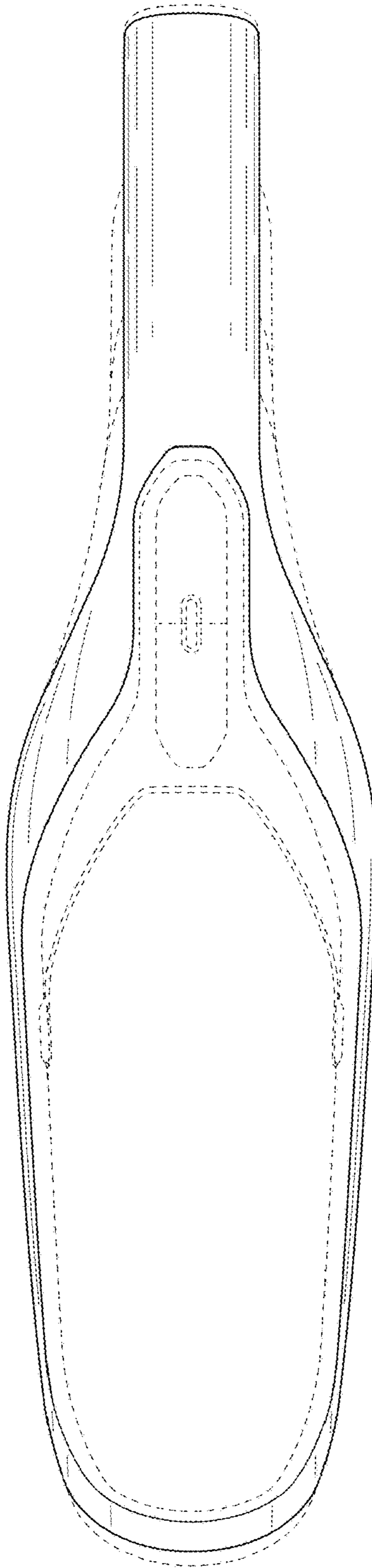


FIG. 3

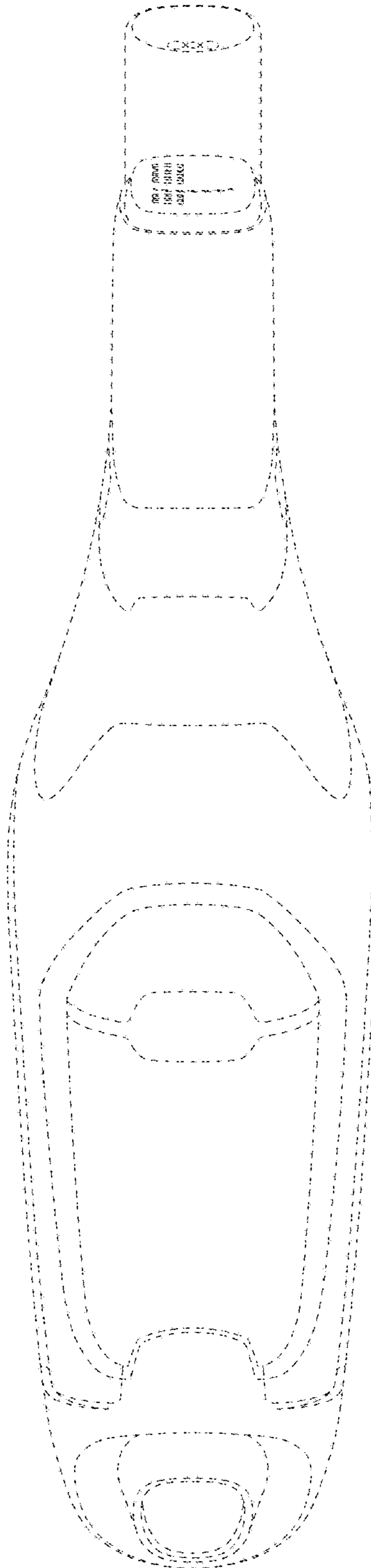


FIG. 4

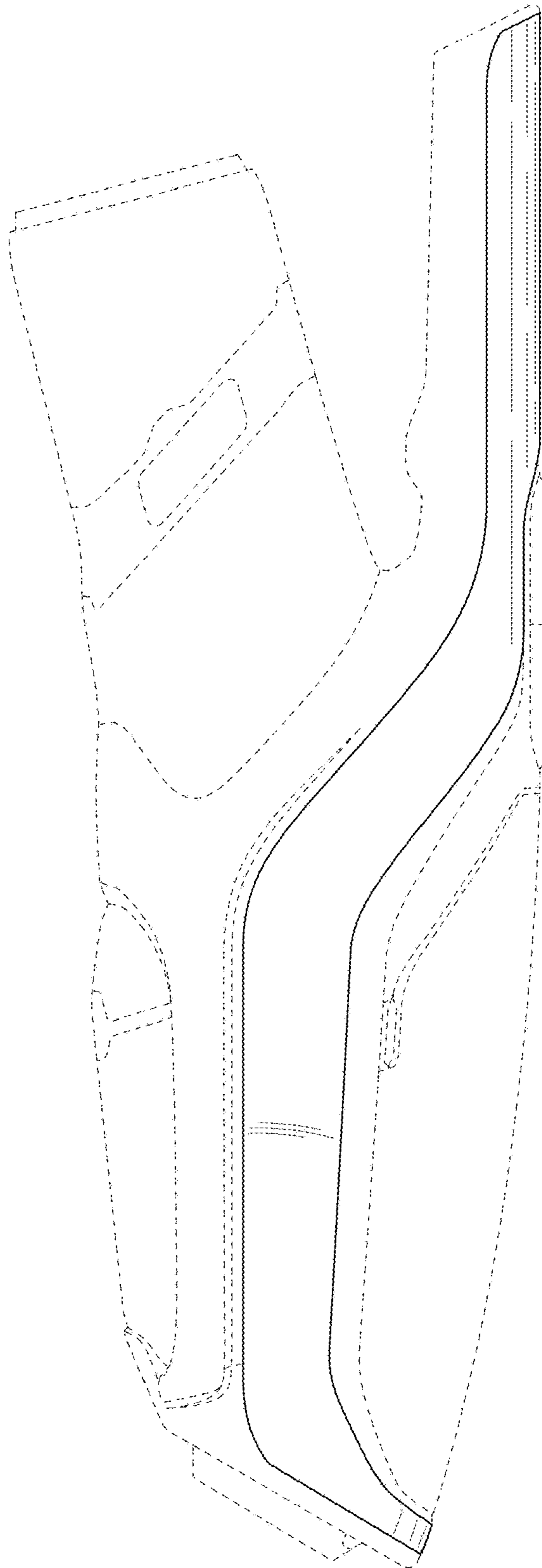


FIG. 5

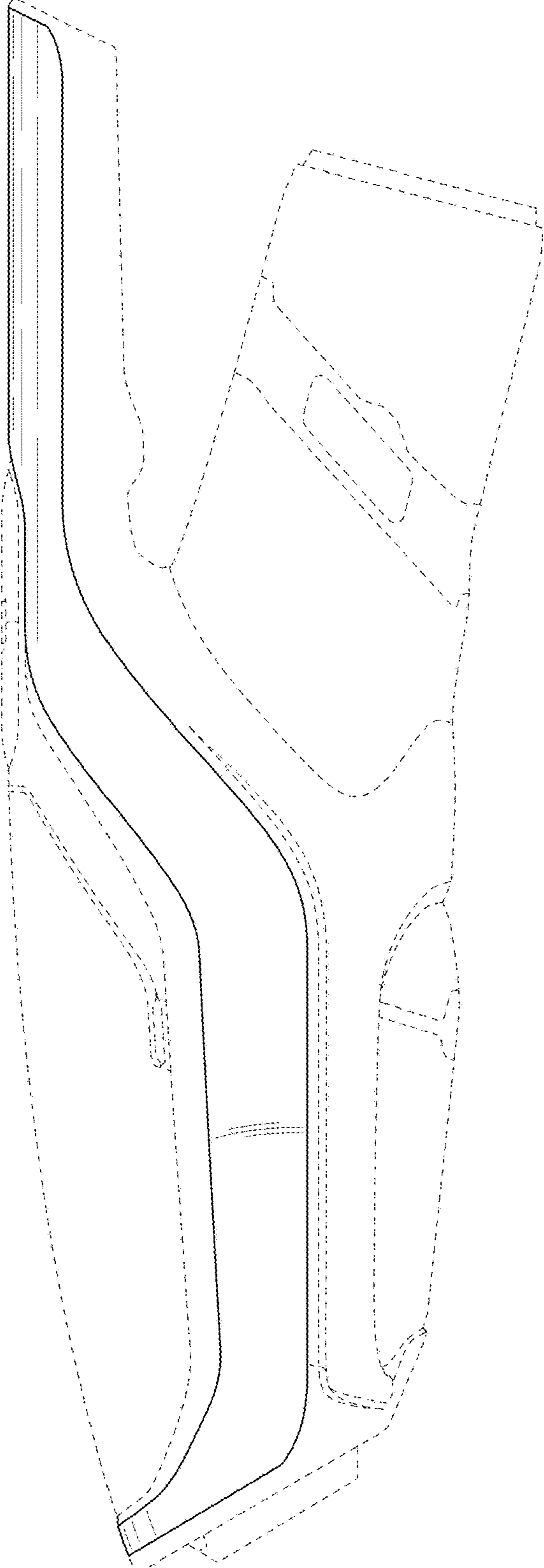


FIG. 6

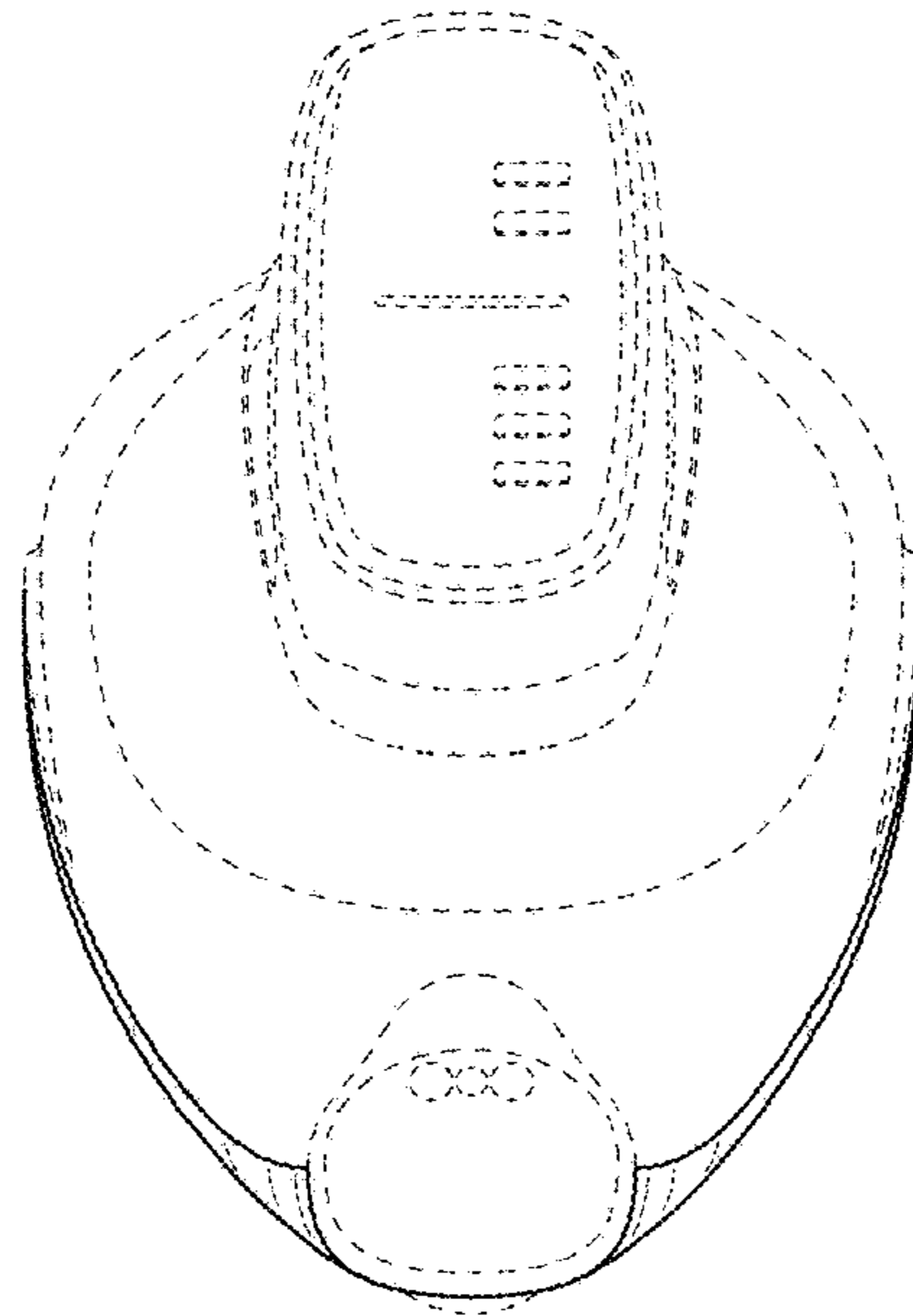


FIG. 7

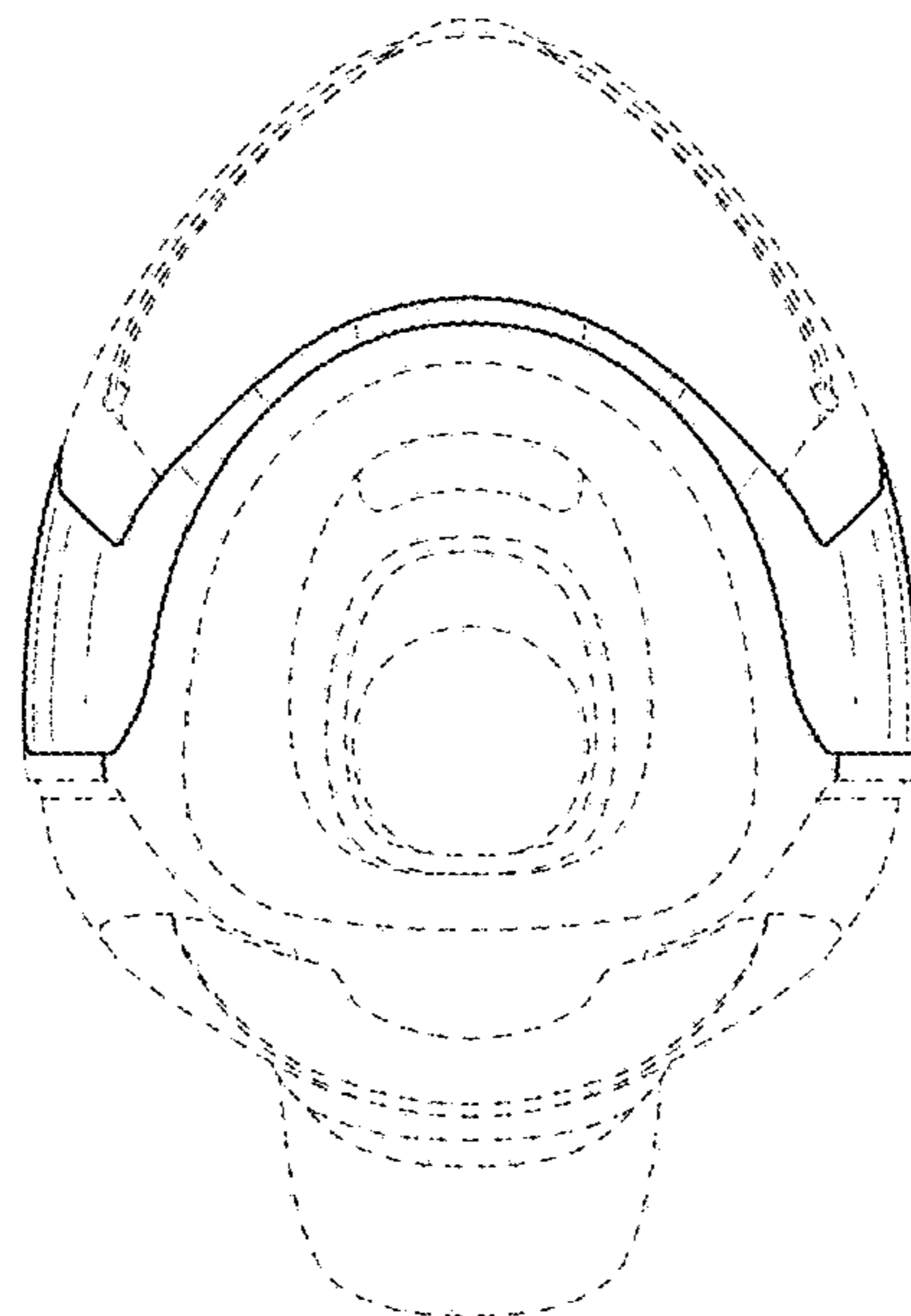


FIG. 8

