



US00D835817S

(12) **United States Design Patent**
Nishii

(10) **Patent No.:** **US D835,817 S**

(45) **Date of Patent:** **** Dec. 11, 2018**

(54) **TAILLIGHT BAR FOR A VEHICLE**

D535,042 S *	1/2007	Nakayama	D26/28
D676,990 S *	2/2013	Adams	D26/31
D757,316 S *	5/2016	Wymore	D26/31
D795,472 S *	8/2017	Leutiger	D26/28

(71) Applicant: **Subaru Corporation**, Tokyo (JP)

(72) Inventor: **Takatoshi Nishii**, Tokyo (JP)

(73) Assignee: **Subaru Corporation**, Tokyo (JP)

(**) Term: **15 Years**

(21) Appl. No.: **29/617,285**

(22) Filed: **Sep. 13, 2017**

(30) **Foreign Application Priority Data**

Mar. 13, 2017 (JP) 2017-005057

(51) **LOC (11) Cl.** **26-06**

(52) **U.S. Cl.**
USPC **D26/28**

(58) **Field of Classification Search**
USPC D26/28-36; 362/80-83, 267-269,
362/459-468, 475-478, 485-487
CPC F21S 48/00; F21S 48/10; F21S 48/115;
F21S 48/225; F21S 48/1233; F21S
48/1266; F21S 48/1388; F21S 48/2268;
F21V 21/04
See application file for complete search history.

(56) **References Cited**

U.S. PATENT DOCUMENTS

D410,292 S * 5/1999 Mayle D26/28
D418,929 S * 1/2000 Allen D10/114.1

* cited by examiner

Primary Examiner — Marcus Jackson

(74) *Attorney, Agent, or Firm* — Schiff Hardin LLP

(57) **CLAIM**

The ornamental design for a taillight bar for a vehicle thereof, as shown and described.

DESCRIPTION

FIG. 1 is a front perspective view for a taillight bar for a vehicle showing my new design,
FIG. 2 is a rear perspective view thereof,
FIG. 3 is a front view thereof,
FIG. 4 is a rear view thereof,
FIG. 5 is a top view thereof,
FIG. 6 is a left-side view thereof; and,
FIG. 7 is a right-side view thereof.
In the drawings, the portion of the taillight bar for a vehicle shown in lighter gray scale represents environmental subject matter that forms no part of the claimed design.

1 Claim, 7 Drawing Sheets




Fig. 1




Fig. 2

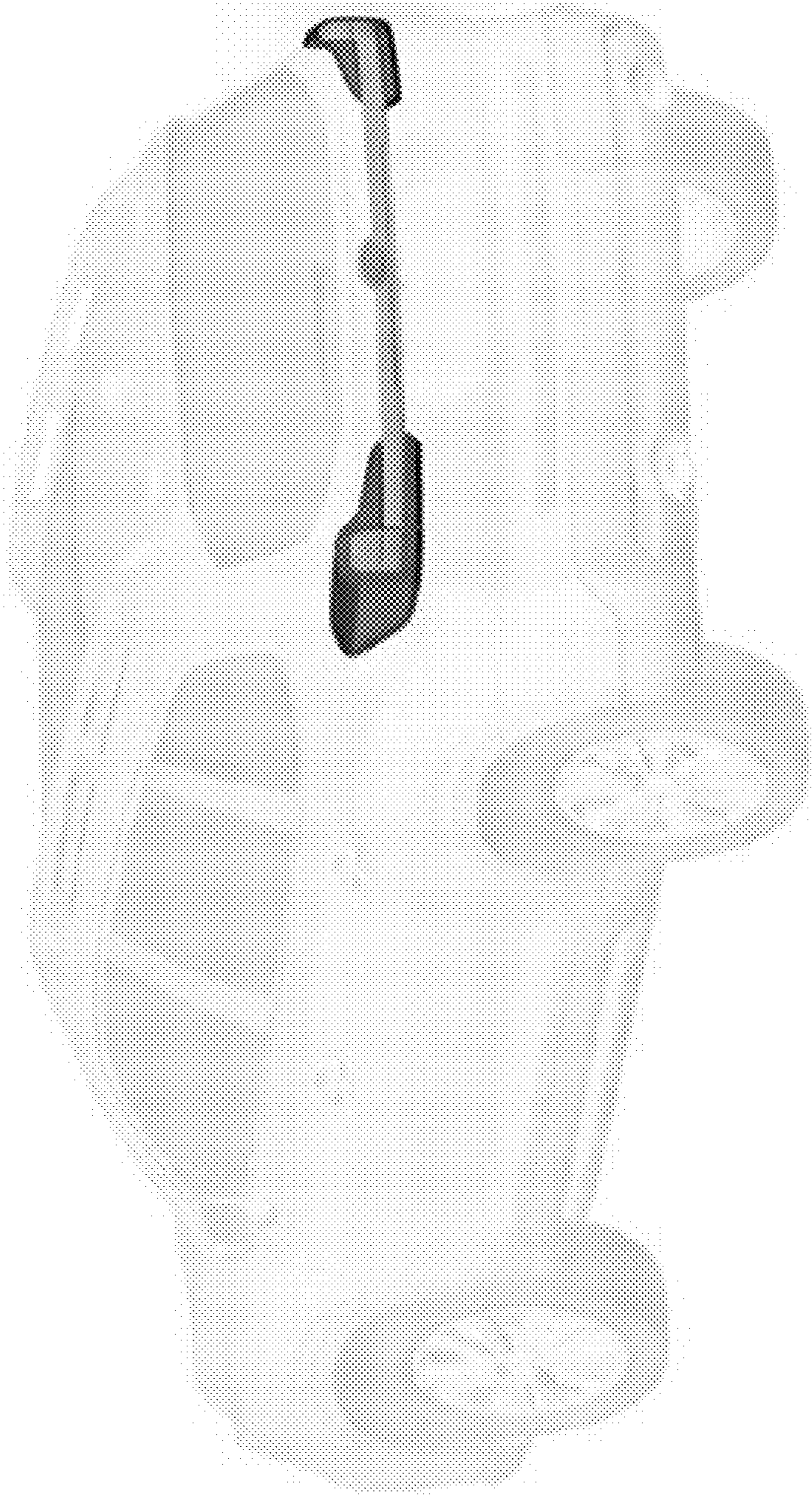


Fig. 3




Fig. 4




Fig. 5



Fig. 6




Fig. 7

