



US00D835770S

(12) **United States Design Patent** (10) **Patent No.:** **US D835,770 S**
Hennessey (45) **Date of Patent:** **** Dec. 11, 2018**

(54) **AIR FRESHENER LIDDED CUP**
(71) Applicant: **Edward Hennessey**, Oceanside, CA (US)
(72) Inventor: **Edward Hennessey**, Oceanside, CA (US)
(73) Assignee: **Wax Wizard Enterprises, LLC**, Oceanside, CA (US)

D597,596 S * 8/2009 Masters D19/3
D685,635 S * 7/2013 Glass D9/415
D809,117 S * 1/2018 Hennessey D23/367

* cited by examiner

(**) Term: **15 Years**

(57) **CLAIM**

(21) Appl. No.: **29/570,757**

What is claimed is the ornamental design for an air freshener lidded cup, as shown and described.

(22) Filed: **Jul. 12, 2016**

(51) **LOC (11) Cl.** **28-99**

DESCRIPTION

(52) **U.S. Cl.**
USPC **D23/366**

(58) **Field of Classification Search**
USPC D23/200, 259, 314, 325, 333-336,
D23/355-367, 386-388
CPC . A61L 9/03; A61L 9/012; A61L 9/015; A61L
9/037
See application file for complete search history.

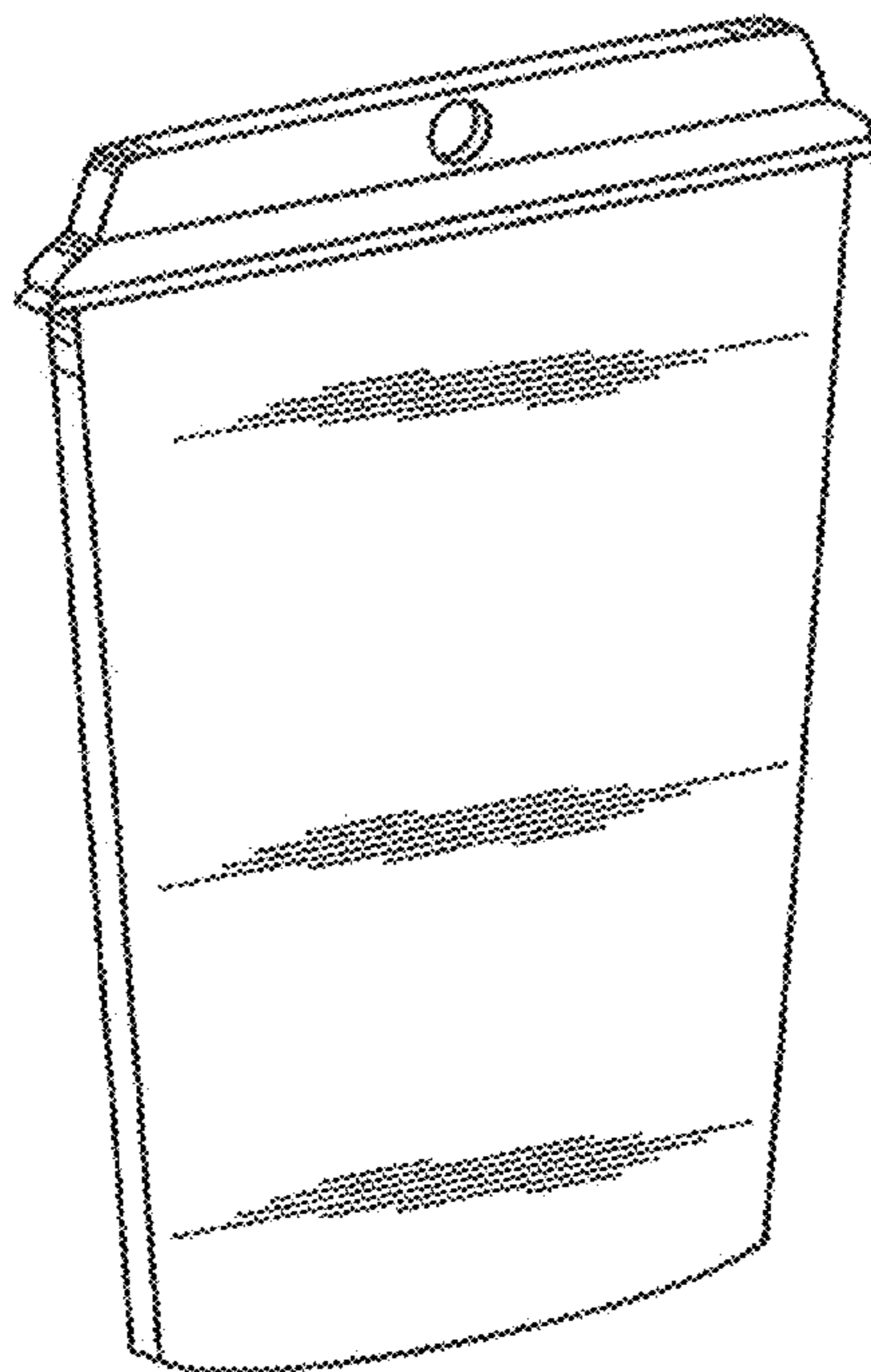
FIG. 1 is a front perspective view of the air freshener lidded cup of the present invention.
FIG. 2 is a front plan view of the air freshener lidded cup of the present invention.
FIG. 3 is a rear plan view of the air freshener lidded cup of the present invention.
FIG. 4 is a side plan view of the air freshener lidded cup of the present invention.
FIG. 5 is a side plan view of the air freshener lidded cup of the present invention.
FIG. 6 is a top plan view of the air freshener lidded cup of the present invention; and,
FIG. 7 is a bottom plan view-of the air freshener lidded cup of the present invention.

(56) **References Cited**

U.S. PATENT DOCUMENTS

D251,122 S * 2/1979 Roig D19/28
D453,561 S * 2/2002 Nelson D23/366
D558,825 S * 1/2008 Masters D19/3
D562,441 S * 2/2008 Crumble-Avery D23/366
D588,253 S * 3/2009 Hanna D23/367

1 Claim, 3 Drawing Sheets






FIG. 1

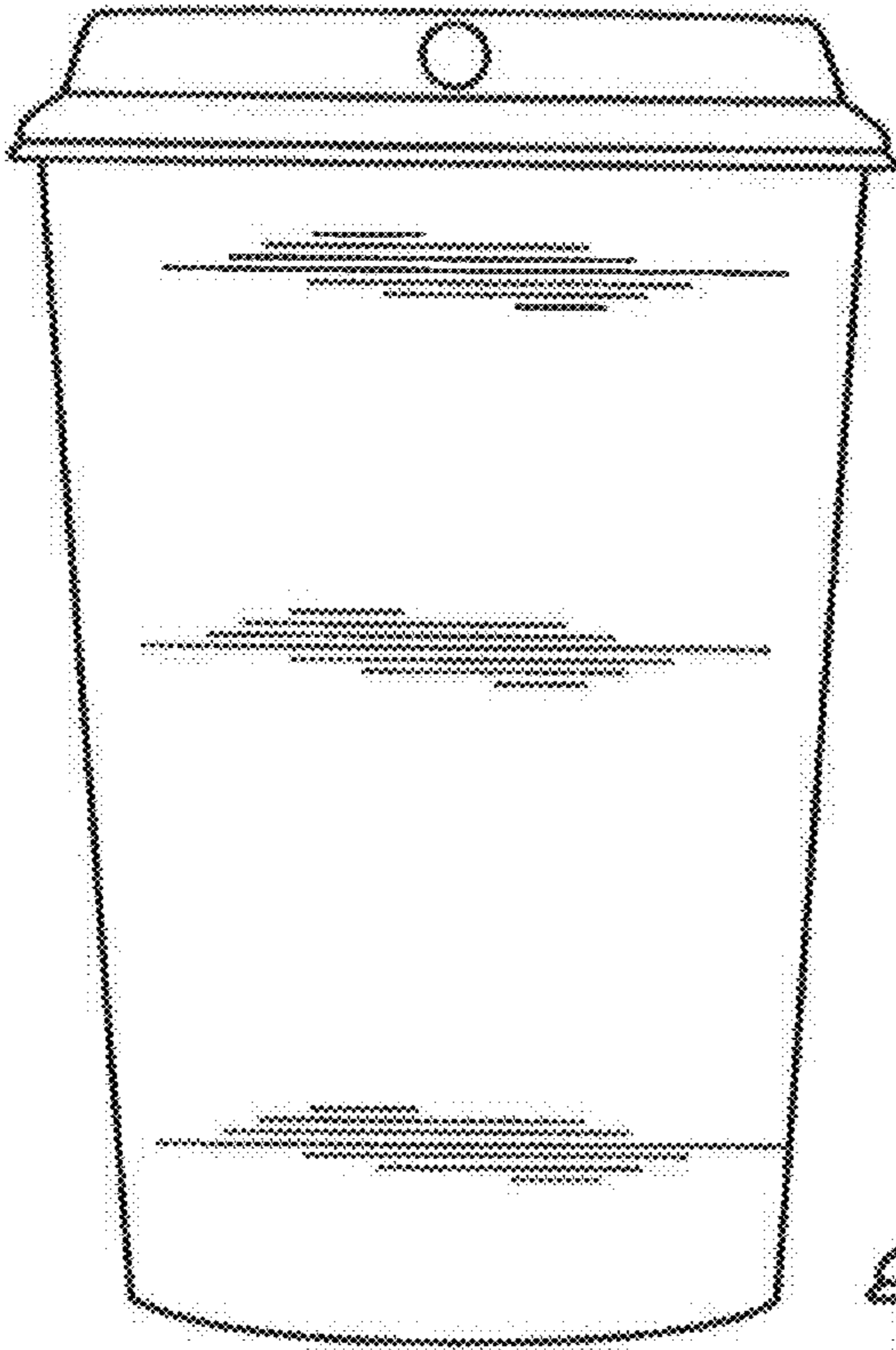


FIG. 2

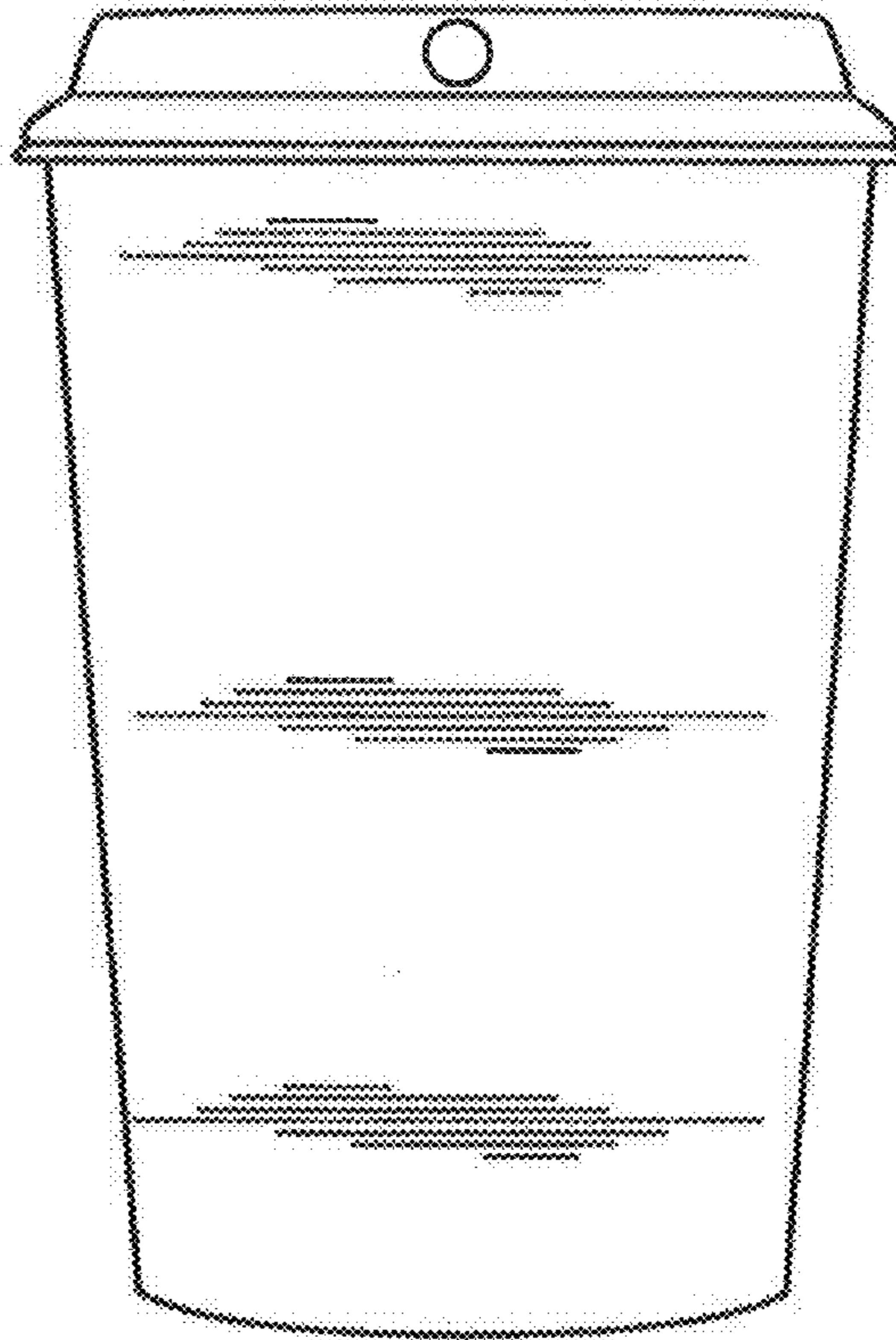


FIG. 3



FIG. 4



FIG. 5




FIG. 6




FIG. 7