



US00D835739S

(12) **United States Design Patent** (10) **Patent No.:** **US D835,739 S**
Long (45) **Date of Patent:** **** *Dec. 11, 2018**

- (54) **GOLF CLUB HEAD**
- (71) Applicant: **Taylor Made Golf Company, Inc.**,
Carlsbad, CA (US)
- (72) Inventor: **Dabbs Clayton Long**, Carlsbad, CA
(US)
- (73) Assignee: **Taylor Made Golf Company, Inc.**,
Carlsbad, CA (US)
- (*) Notice: This patent is subject to a terminal dis-
claimer.
- (**) Term: **15 Years**
- (21) Appl. No.: **29/600,920**
- (22) Filed: **Apr. 17, 2017**
- (51) **LOC (11) Cl.** **21-02**
- (52) **U.S. Cl.**
USPC **D21/759**
- (58) **Field of Classification Search**
USPC D21/736-746, 759
CPC A63B 53/00; A63B 53/04; A63B 53/007;
A63B 53/065; A63B 53/0487; A63B
60/00; A63B 60/46
See application file for complete search history.

(56) **References Cited**

U.S. PATENT DOCUMENTS

D257,736 S *	12/1980	Lyon	D21/750
5,154,423 A *	10/1992	Antonious	A63B 53/04 473/328
D360,445 S *	7/1995	Schmidt	D21/748
D364,206 S *	11/1995	Schmidt	D21/748
5,603,668 A *	2/1997	Antonious	A63B 53/04 473/328
D393,302 S *	4/1998	Renegar	D21/759
D398,355 S *	9/1998	Chou	D21/748
D411,274 S *	6/1999	Renegar	D21/752
D414,535 S *	9/1999	Mertens	D21/747

D428,632 S *	7/2000	Besnard	D21/748
6,471,601 B1 *	10/2002	McCabe	A63B 53/047 473/290
D491,241 S *	6/2004	Long	D21/747

(Continued)

OTHER PUBLICATIONS

Photographs from the article "Zach Johnson's new PXG milled 54-degree wedge: shot at 2016 Cadillac Championship"—<http://www.golfwrx.com/forums/topic/1296858-zach-johnsons-new-pyg-milled-54-degree-wedge-shot-at-2016-cadillac-championship/> Feb. 29, 2016. 6 pp.

(Continued)

Primary Examiner — Mitchell I. Siegel

(74) *Attorney, Agent, or Firm* — Klarquist Sparkman LLP

(57) **CLAIM**

I claim the ornamental design for a golf club head, as shown and described.

DESCRIPTION

FIG. 1 is a perspective view of a golf club head, as viewed from the top and one side.

FIG. 2 is a front elevation view of the golf club head of FIG. 1.

FIG. 3 is a rear elevation view of the golf club head of FIG. 1.

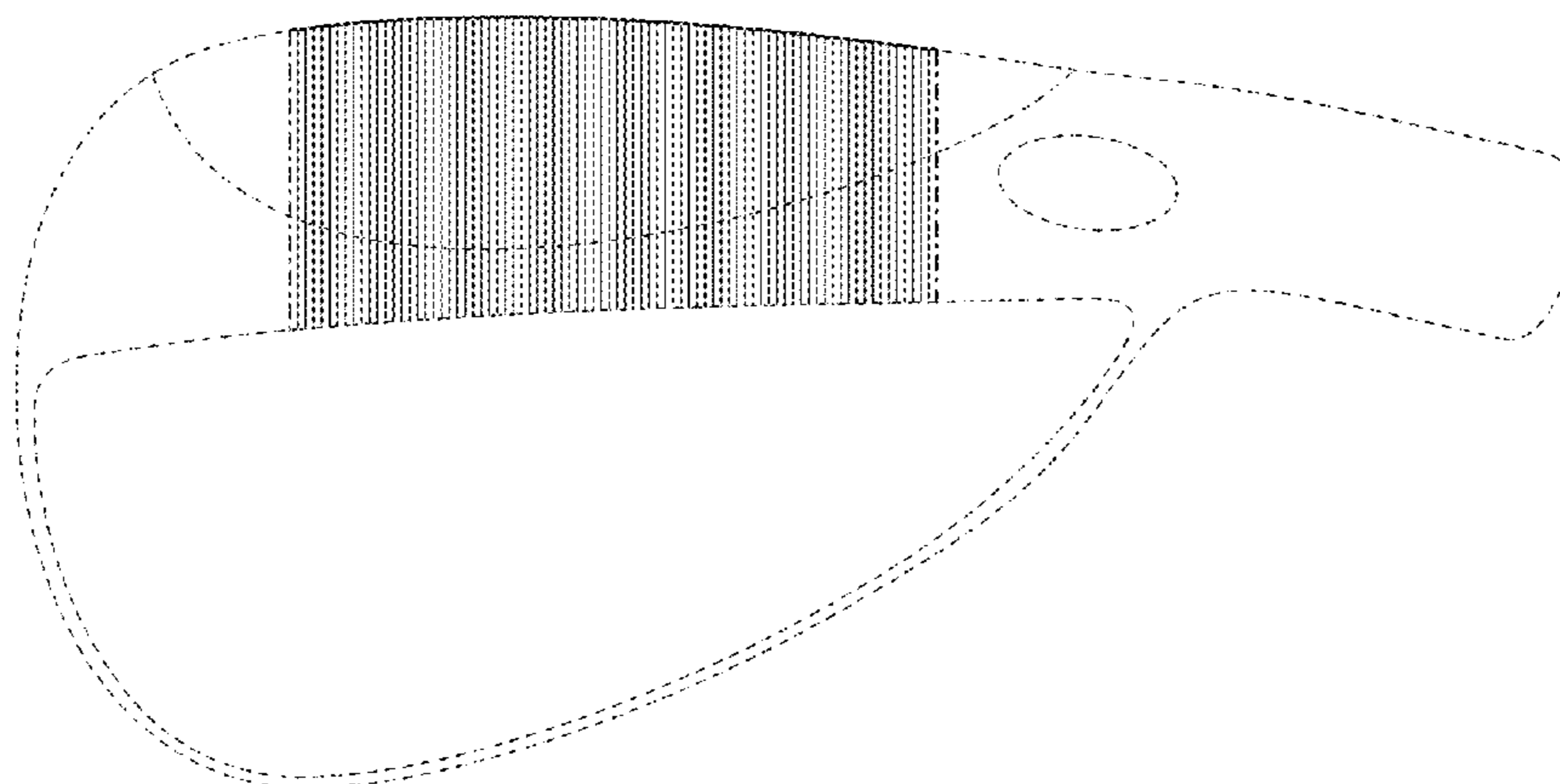
FIG. 4 is a side elevation view of a toe side of the golf club head of FIG. 1.

FIG. 5 is a side elevation view of an opposite heel side of the golf club head of FIG. 1.

FIG. 6 is a top plan view of the golf club head of FIG. 1; and, FIG. 7 is a bottom plan view of the golf club head of FIG. 1.

The broken lines in the drawings are for the purpose of illustrating environmental structure as well as portions of the design that form no part of the present claimed design. The dash-dot broken lines represent the boundary and form no part of the claimed design.

1 Claim, 4 Drawing Sheets



(56)

References Cited

U.S. PATENT DOCUMENTS

D574,914 S	*	8/2008	Oldknow	D21/759
D577,399 S	*	9/2008	Oldknow	D21/759
D583,433 S	*	12/2008	Oldknow	D21/759
D639,883 S	*	6/2011	Roach	D21/759
D639,884 S	*	6/2011	Breier	D21/759
D658,250 S	*	4/2012	Dolezel	D21/759
D658,732 S	*	5/2012	Dolezel	D21/759
D732,128 S	*	6/2015	Dolezel	D21/759
D741,429 S	*	10/2015	Asatsuma	D21/759
D765,809 S	*	9/2016	Peterson	D21/759
D807,456 S	*	1/2018	Harrington	D21/759
D810,217 S	*	2/2018	Long	D21/759

OTHER PUBLICATIONS

PDF from <http://www.clevelandandgolf.com/en/wedges> showing Cleveland Golf wedges as available at the time the present application was filed on Oct. 28, 2016. 2pp.

Photograph showing Titleist wedges as available from a website at the time the present application was filed on Oct. 28, 2016. 1 p.

Photograph showing Callaway wedges as available from a website at the time the present application was filed on Oct. 28, 2016. 1 p.

* cited by examiner




FIG. 1

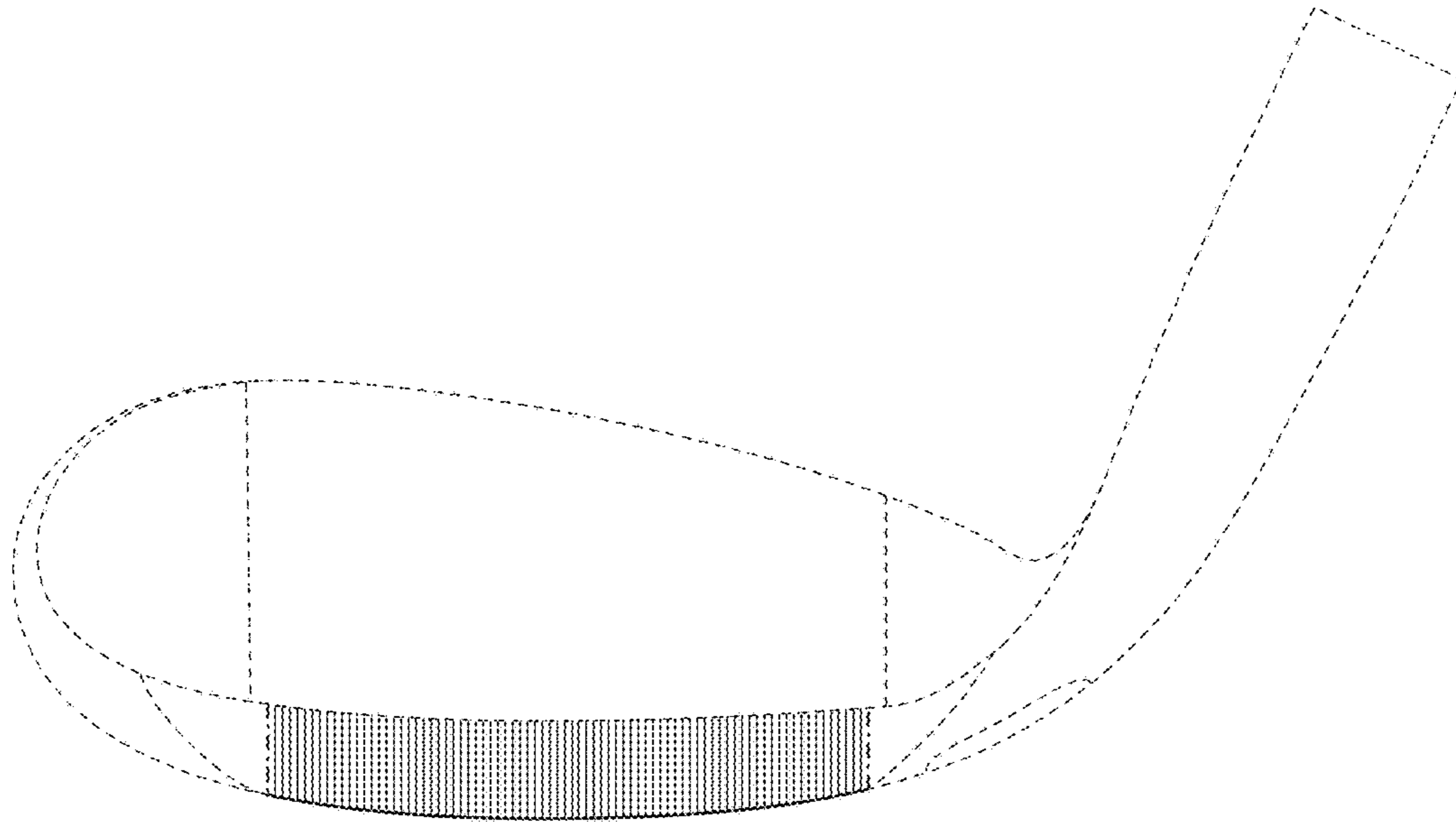


FIG. 2

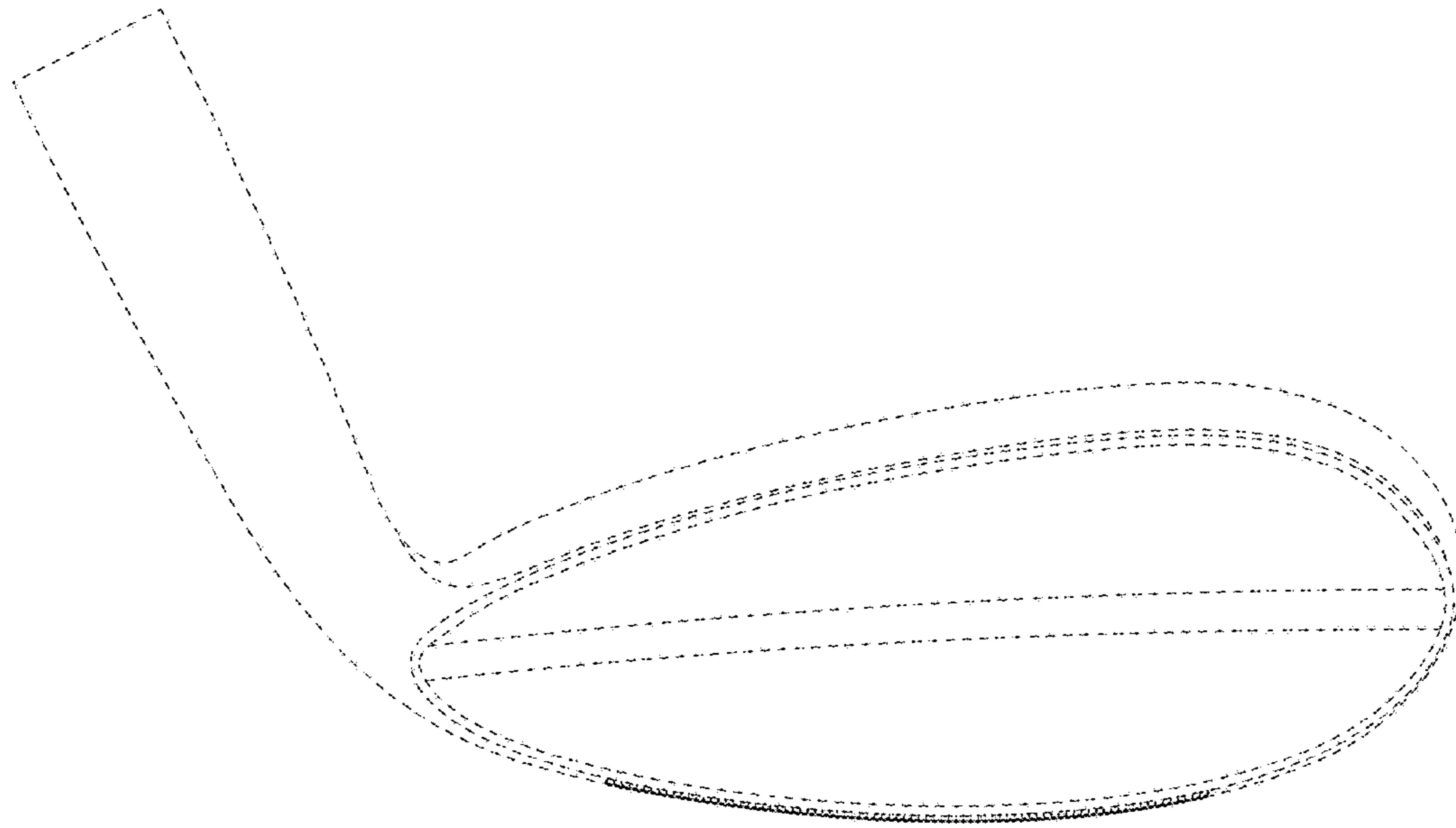


FIG. 3

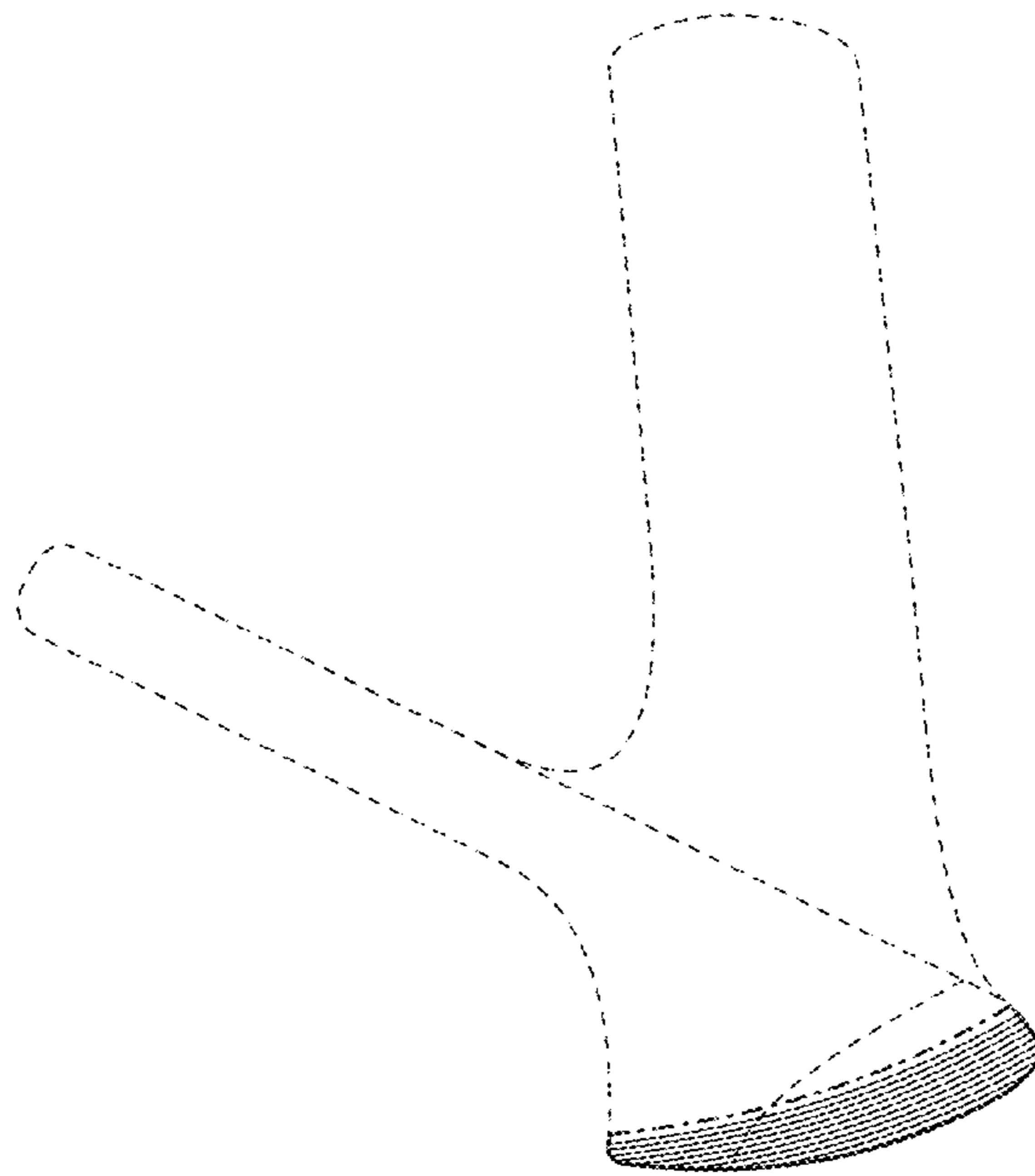


FIG. 4

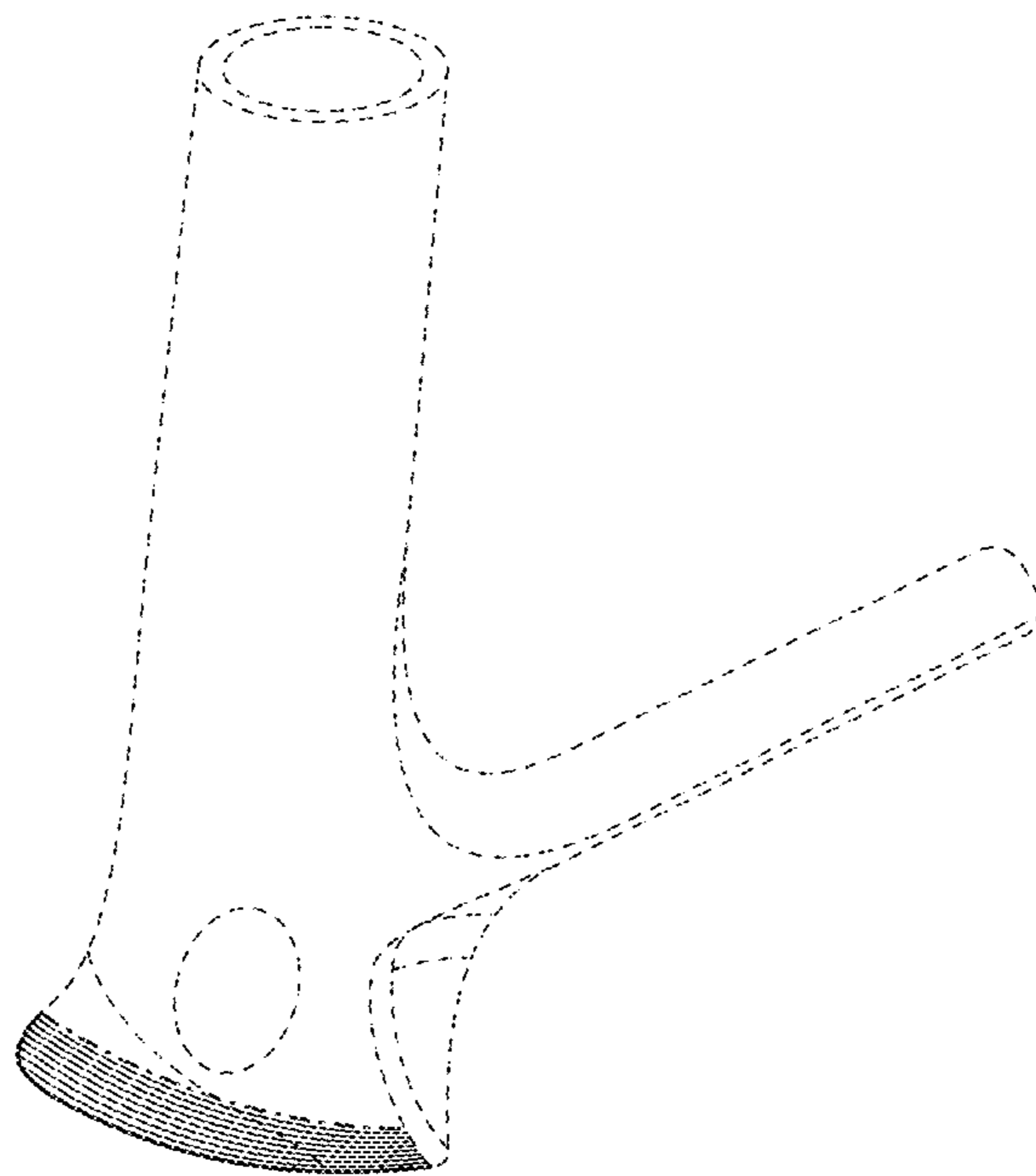


FIG. 5

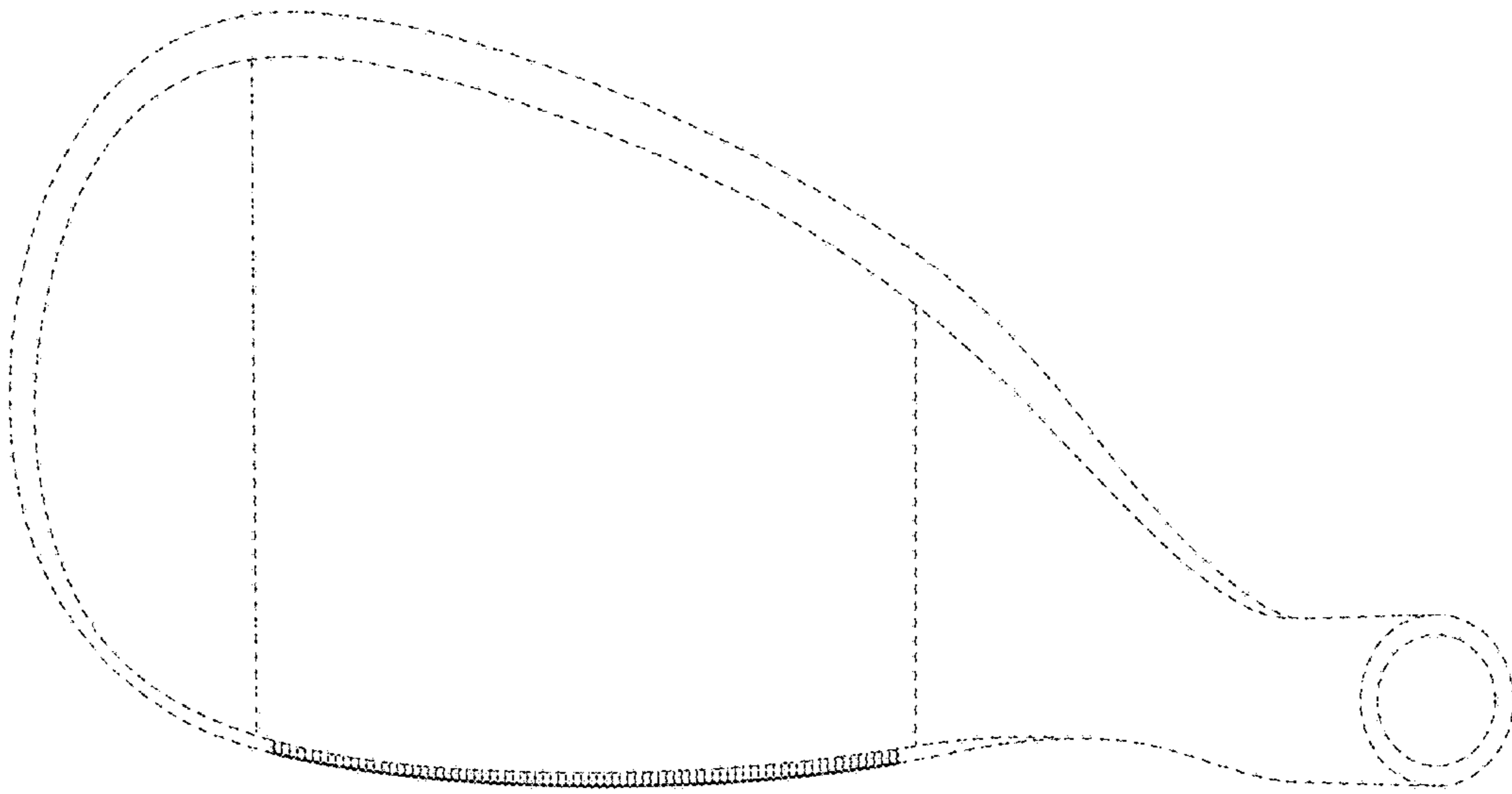


FIG. 6

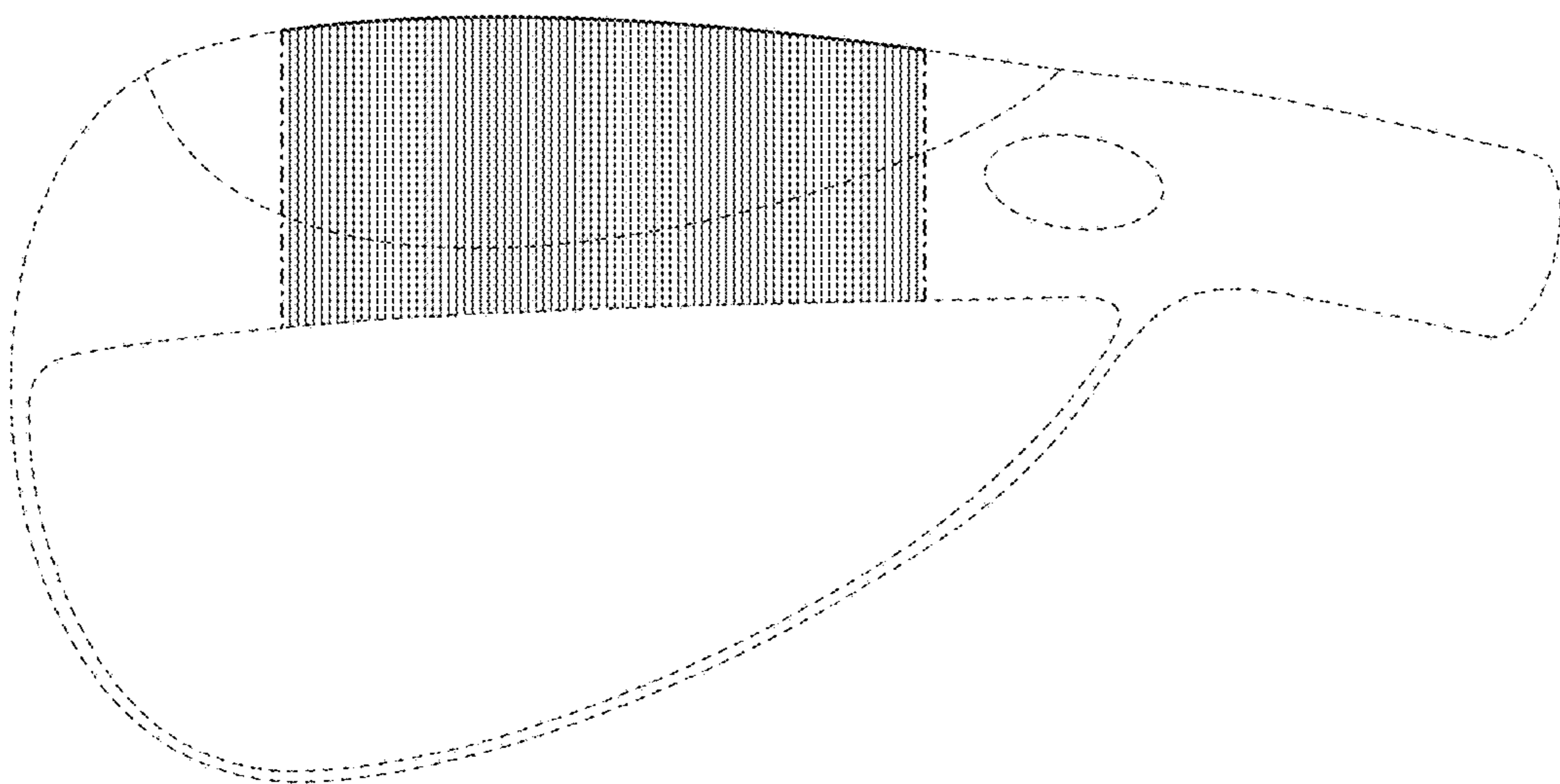


FIG. 7