



US00D835736S

(12) **United States Design Patent** (10) **Patent No.:** **US D835,736 S**  
**Chun et al.** (45) **Date of Patent:** **\*\* Dec. 11, 2018**

(54) **IRON GOLF CLUB HEAD**  
(71) Applicant: **Acushnet Company**, Fairhaven, MA (US)  
(72) Inventors: **Kevin J. Chun**, Encinitas, CA (US); **Joshua G. Breier**, Vista, CA (US)  
(73) Assignee: **Acushnet Company**, Fairhaven, MA (US)  
(\*\*) Term: **15 Years**  
(21) Appl. No.: **29/616,396**  
(22) Filed: **Sep. 6, 2017**  
(51) **LOC (11) Cl.** ..... **21-02**  
(52) **U.S. Cl.**  
USPC ..... **D21/747**  
(58) **Field of Classification Search**  
USPC ..... D21/747-751, 759  
CPC ..... A63B 53/00; A63B 53/02; A63B 53/04; A63B 53/047; A63B 53/0475; A63B 2053/0479; A63B 2053/0483; A63B 2053/0445; A63B 60/00; A63B 60/46  
See application file for complete search history.

|               |         |           |       |            |         |
|---------------|---------|-----------|-------|------------|---------|
| 4,900,028 A * | 2/1990  | Antonious | ..... | A63B 53/04 | 473/242 |
| D337,143 S *  | 7/1993  | Lo        | ..... | D21/750    |         |
| D362,884 S *  | 10/1995 | Blough    | ..... | D21/750    |         |
| D362,885 S *  | 10/1995 | Blough    | ..... | D21/747    |         |
| D362,887 S *  | 10/1995 | Blough    | ..... | D21/747    |         |
| D364,435 S *  | 11/1995 | Wood      | ..... | D21/750    |         |
| D368,753 S *  | 4/1996  | Blough    | ..... | D21/750    |         |
| D370,514 S *  | 6/1996  | Blough    | ..... | D21/750    |         |
| D572,327 S *  | 7/2008  | Diaz      | ..... | D21/759    |         |
| D572,328 S *  | 7/2008  | Diaz      | ..... | D21/759    |         |
| D704,290 S *  | 5/2014  | Cardani   | ..... | D21/759    |         |
| D709,576 S *  | 7/2014  | Oldknow   | ..... | D21/759    |         |
| D762,795 S *  | 8/2016  | Oldknow   | ..... | D21/759    |         |

\* cited by examiner

*Primary Examiner* — Mitchell I. Siegel  
(74) *Attorney, Agent, or Firm* — Randy K. Chang

(57) **CLAIM**

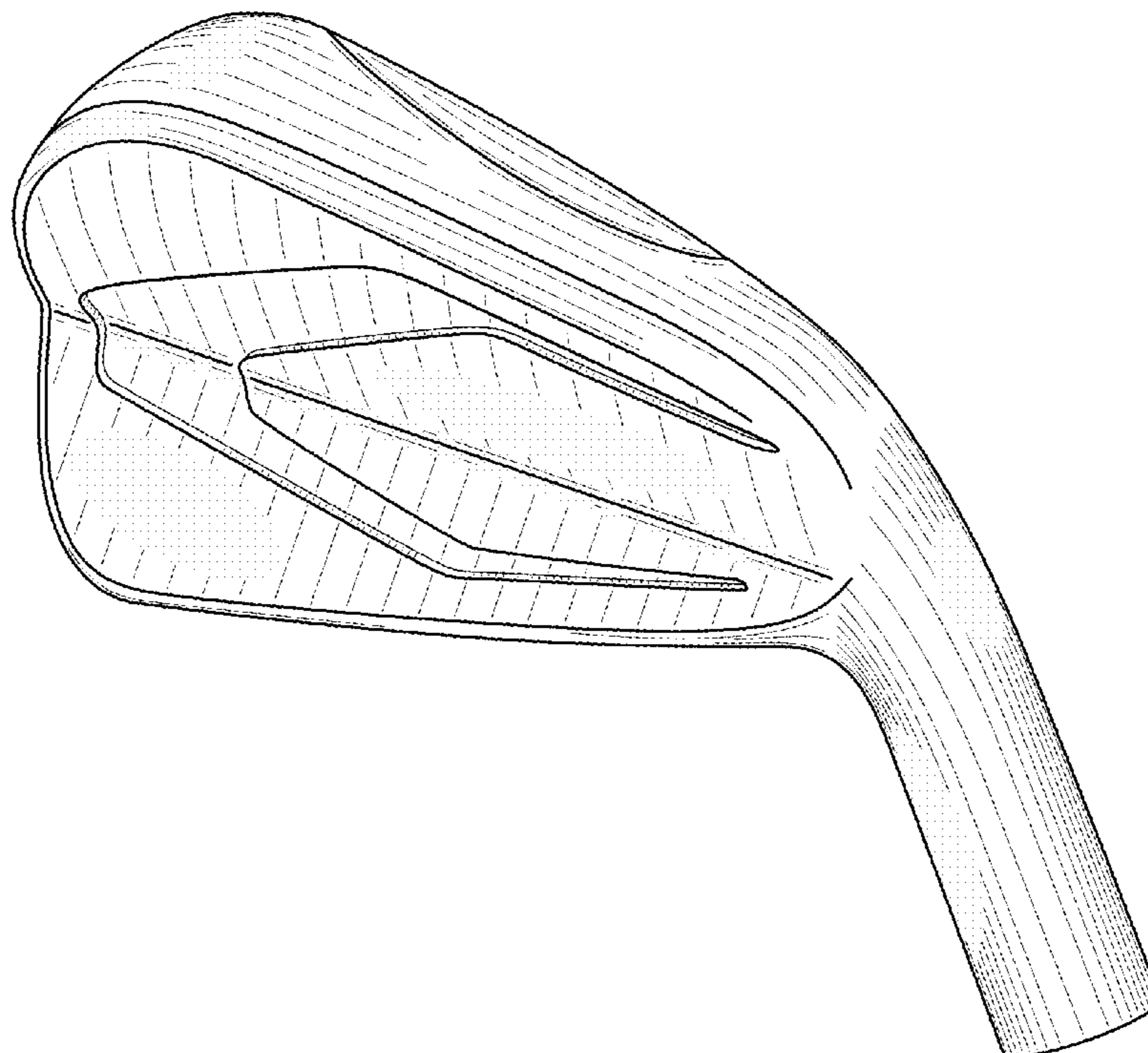
The ornamental design for an iron golf club head, as shown and described.

**DESCRIPTION**

FIG. 1 is a back perspective view of our new design for an iron golf club head;  
FIG. 2 is a front view thereof;  
FIG. 3 is a top view thereof;  
FIG. 4 is a back view thereof;  
FIG. 5 is a bottom sole view thereof;  
FIG. 6 is a heel view thereof; and,  
FIG. 7 is a toe view thereof.

**1 Claim, 3 Drawing Sheets**

(56) **References Cited**  
U.S. PATENT DOCUMENTS  
D179,818 S \* 3/1957 Penna ..... D21/751  
D265,114 S \* 6/1982 Lyons, Jr. .... D21/750  
D269,101 S \* 5/1983 Reymann, Jr. .... D21/748



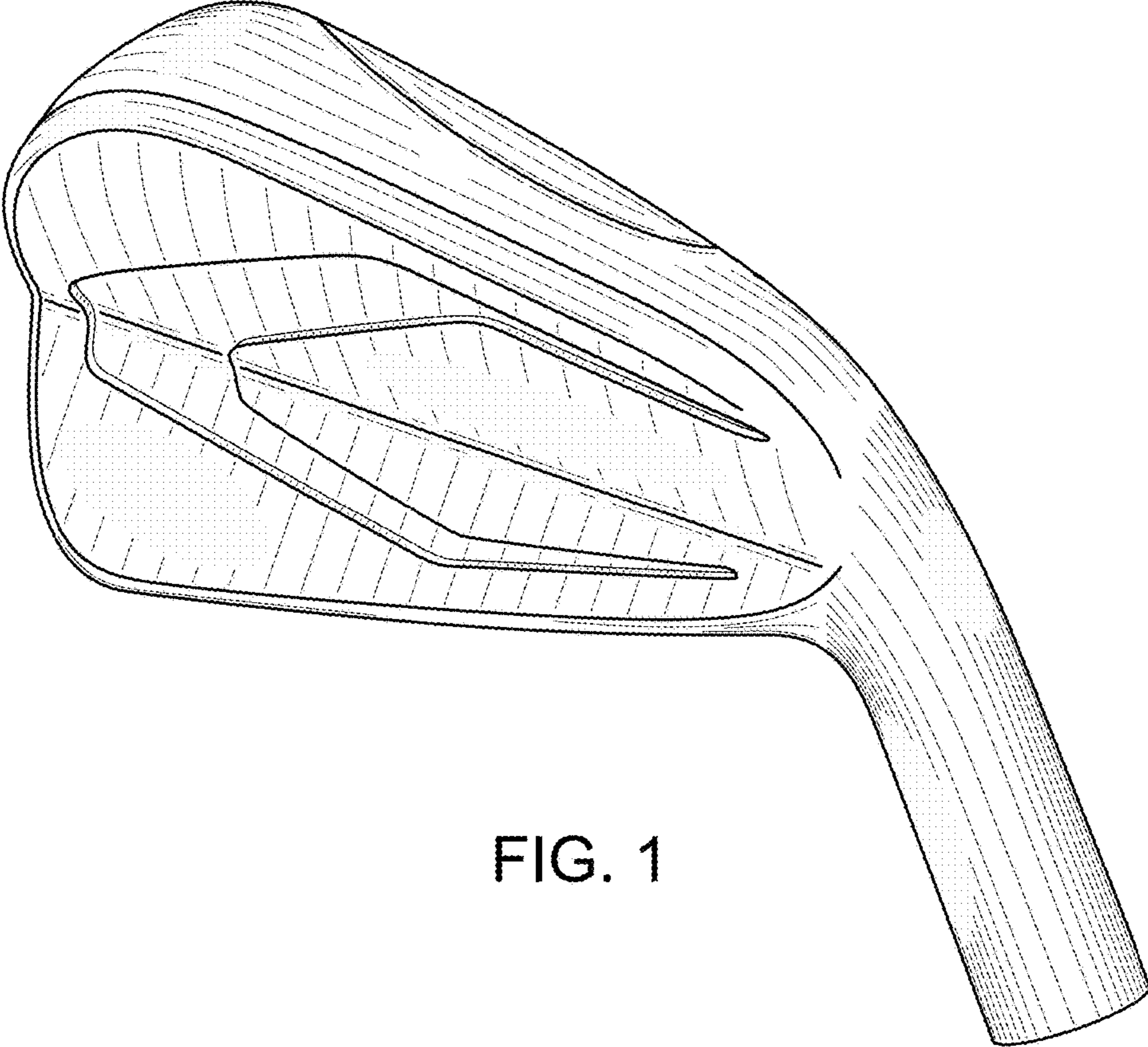


FIG. 1

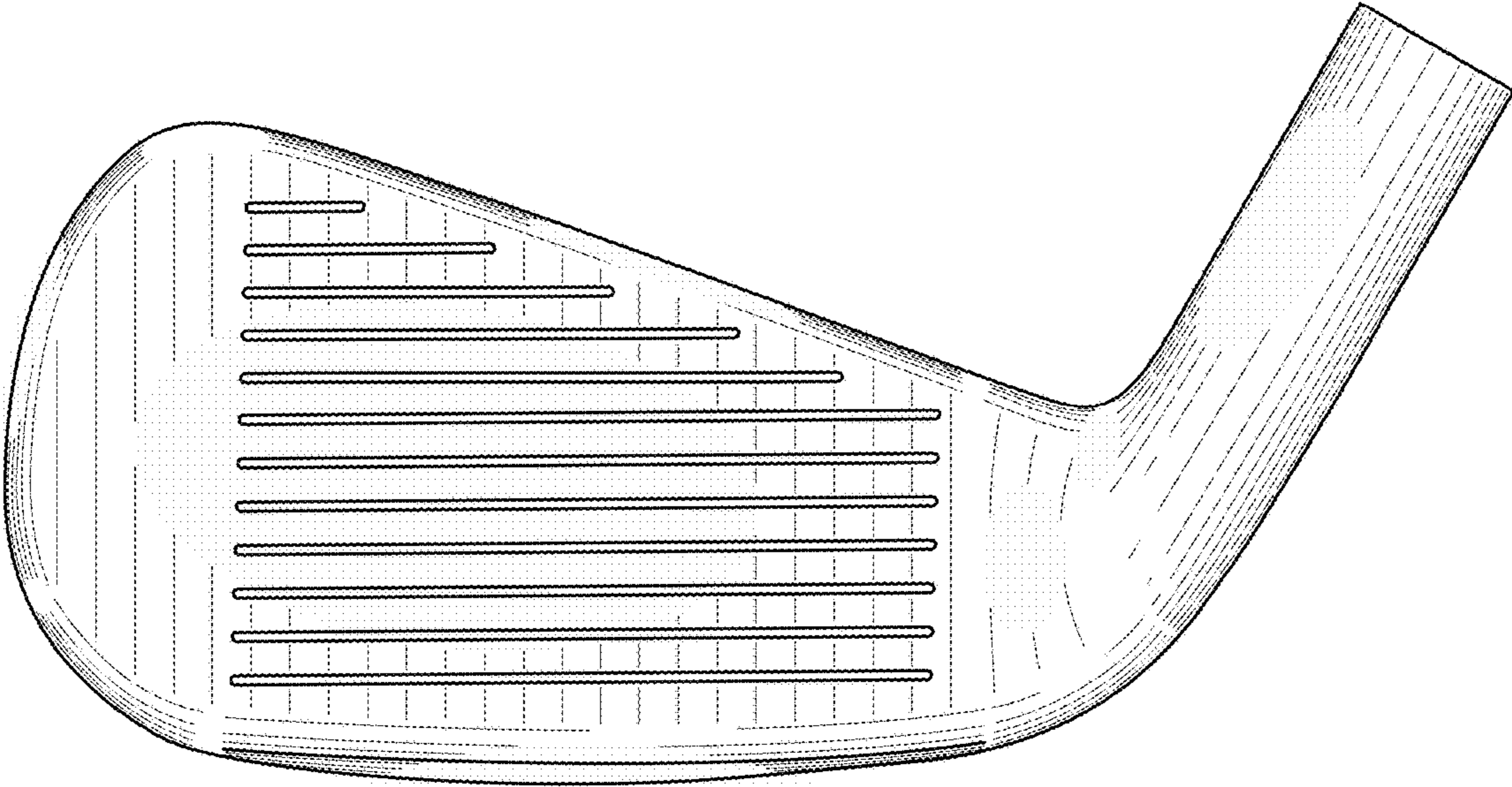


FIG. 2

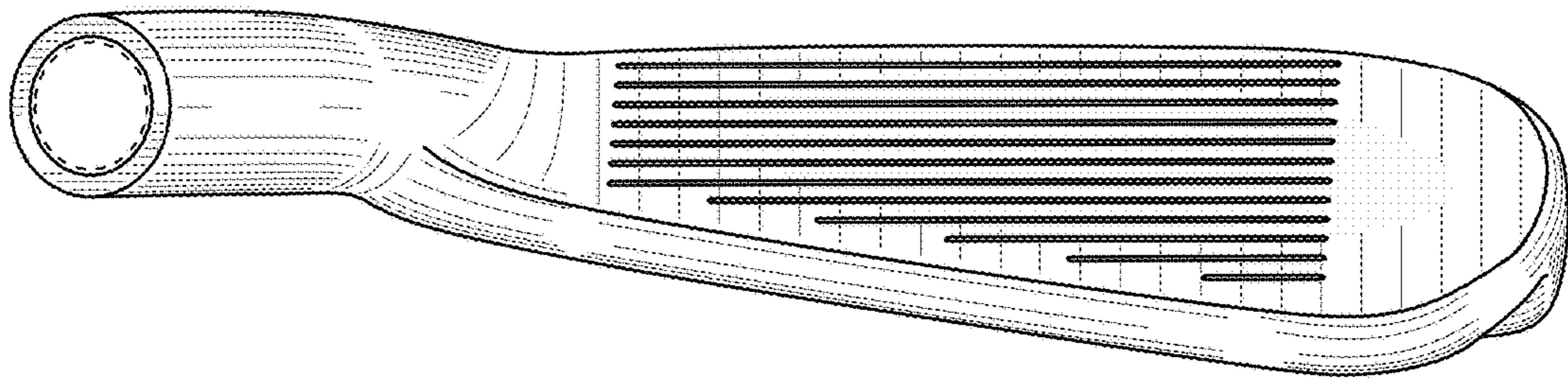


FIG. 3

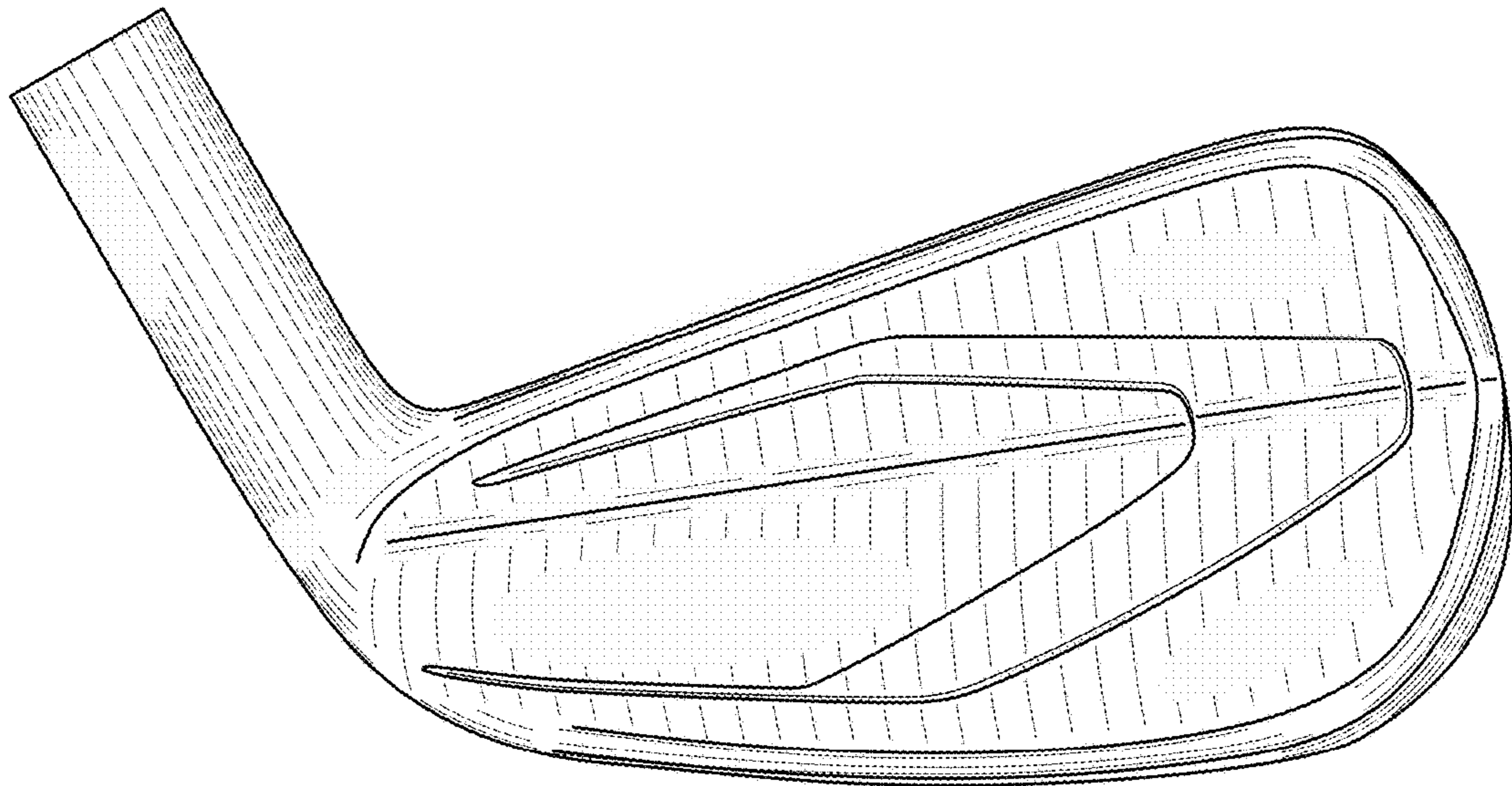


FIG. 4

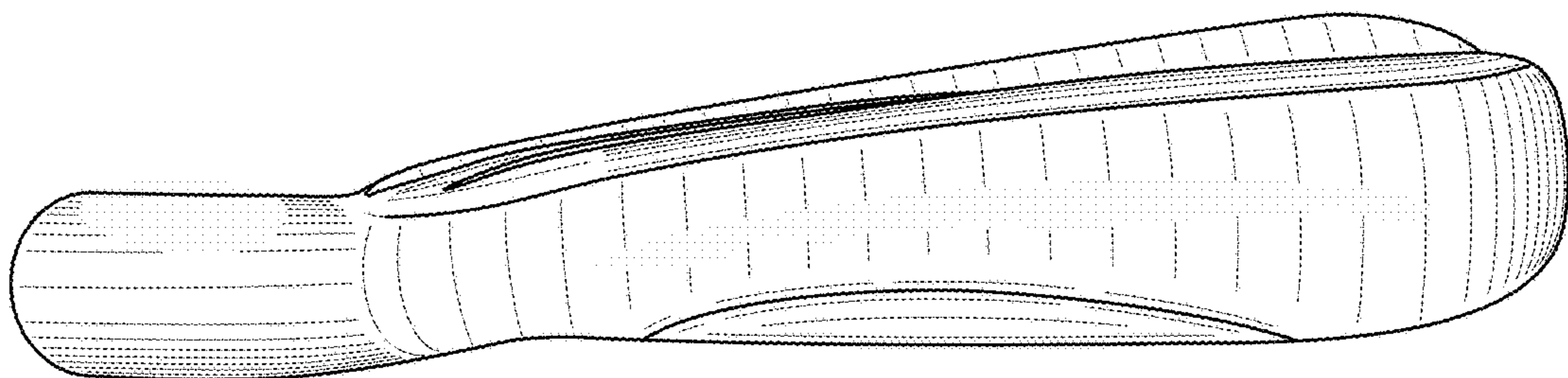


FIG. 5

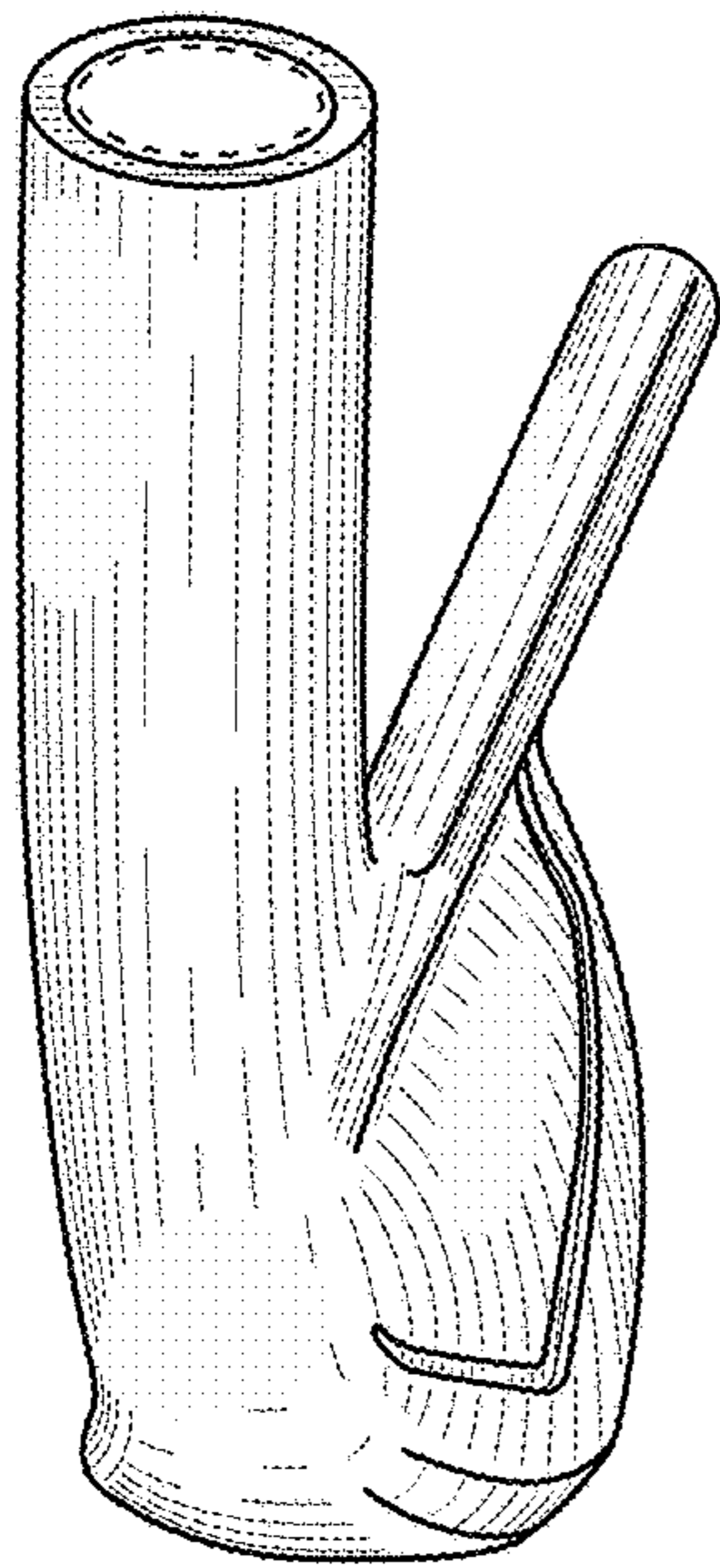


FIG. 6

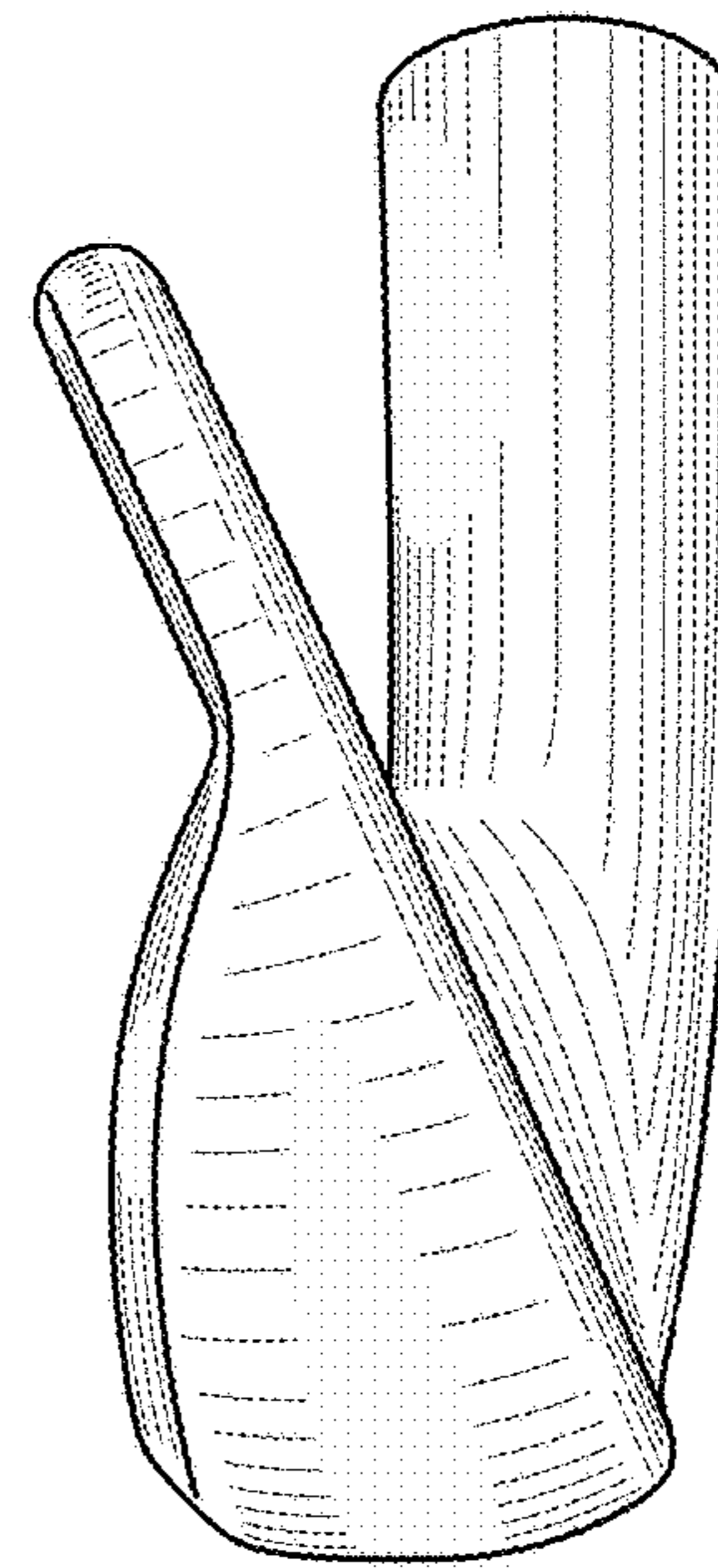


FIG. 7