



US00D835726S

(12) **United States Design Patent** (10) **Patent No.:** **US D835,726 S**  
**Ross et al.** (45) **Date of Patent:** **\*\* Dec. 11, 2018**

- (54) **CONSTRUCTION SET ELEMENT**
- (71) Applicant: **MEGA Brands Inc.**, Montreal (CA)
- (72) Inventors: **Steve Ross**, St-Jacques (CA); **Stephane Gosselin**, Montreal (CA)
- (73) Assignee: **MEGA Brands Inc.**, Montreal, Quebec (CA)
- (\*\*) Term: **15 Years**
- (21) Appl. No.: **29/610,869**
- (22) Filed: **Jul. 17, 2017**

D246,927 S 1/1978 Christiansen  
 4,164,090 A 8/1979 Fischer  
 4,222,181 A 9/1980 Cummings  
 (Continued)

**FOREIGN PATENT DOCUMENTS**

FR 2639556 6/1990

**OTHER PUBLICATIONS**

Web page printout from "90 >> SNOT degree >> The ultimate SNOT references," Sep. 5, 2013, reference link (<https://web.archive.org/web/20130905122943/http://swooshable.com/snot/degree/90/>), 6 pages.

(Continued)

**Related U.S. Application Data**

- (60) Continuation-in-part of application No. 29/592,892, filed on Feb. 3, 2017, now Pat. No. Des. 797,203, which is a division of application No. 29/515,638, filed on Jan. 26, 2015, now Pat. No. Des. 781,964.
- (51) **LOC (11) Cl.** ..... **21-01**
- (52) **U.S. Cl.**  
USPC ..... **D21/484**; D21/495
- (58) **Field of Classification Search**  
USPC ..... D21/386, 389, 404, 468, 470, 471, D21/484-505; 446/69, 85, 102-128; 434/208, 259, 403; 273/153, 156, 160  
CPC ..... A63H 33/00; A63H 33/04; A63H 33/044; A63H 33/06; A63H 33/08; A63H 33/084; A63H 33/086; A63H 33/088; A63H 33/10; A63H 33/12; A63H 33/105; A63H 33/108; A63H 3/00; A63H 3/16; A63H 3/46; E04C 1/00; E04C 1/40; E04B 2/14; E04B 2/16; E04B 2/18  
See application file for complete search history.

*Primary Examiner* — Cynthia M. Chin

(74) *Attorney, Agent, or Firm* — Plumsea Law Group, LLC

**CLAIM**

The ornamental design for a construction set element, as shown and described.

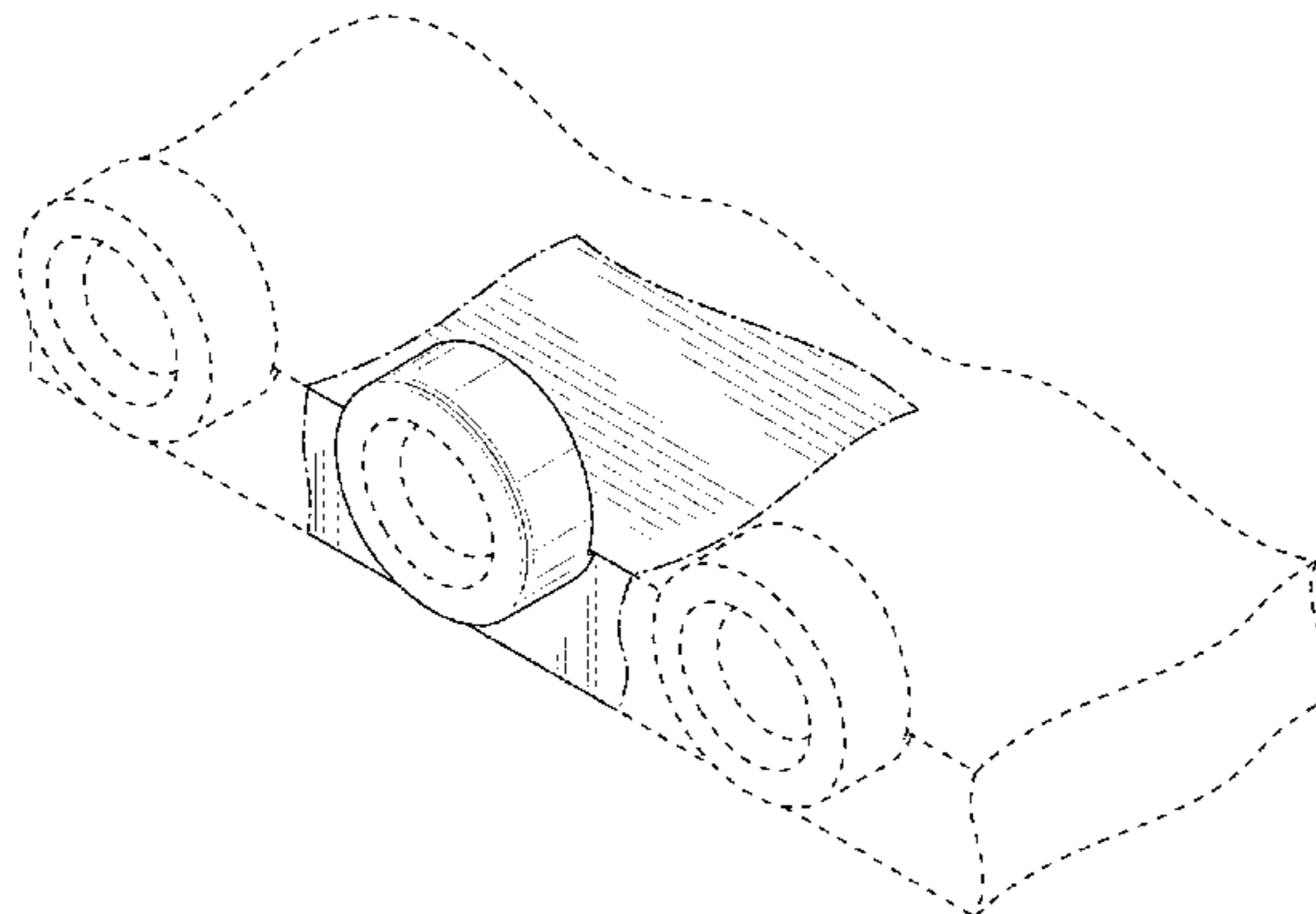
**DESCRIPTION**

FIG. 1 is a top perspective view of a construction set element showing the new design;  
 FIG. 2 is a top plan view thereof;  
 FIG. 3 is a bottom plan view thereof;  
 FIG. 4 is a front elevational view thereof;  
 FIG. 5 is a rear elevational view thereof, from the position of line 5-5 in FIG. 2;  
 FIG. 6 is a side elevational view thereof, from the position of line 6-6 in FIG. 2; and,  
 FIG. 7 is an opposite side elevational view thereof, from the position of line 7-7 in FIG. 2.  
 The evenly spaced broken lines and unshaded areas are included to illustrate parts of the article's appearance that form no part of the claimed design. The long and short broken lines define the bounds of the claimed design and form no part thereof.

**1 Claim, 7 Drawing Sheets**

(56) **References Cited**  
**U.S. PATENT DOCUMENTS**

D117,554 S 11/1939 Bojesen  
 3,261,619 A 7/1966 Norgaard, Jr. et al.



(56)

References Cited

U.S. PATENT DOCUMENTS

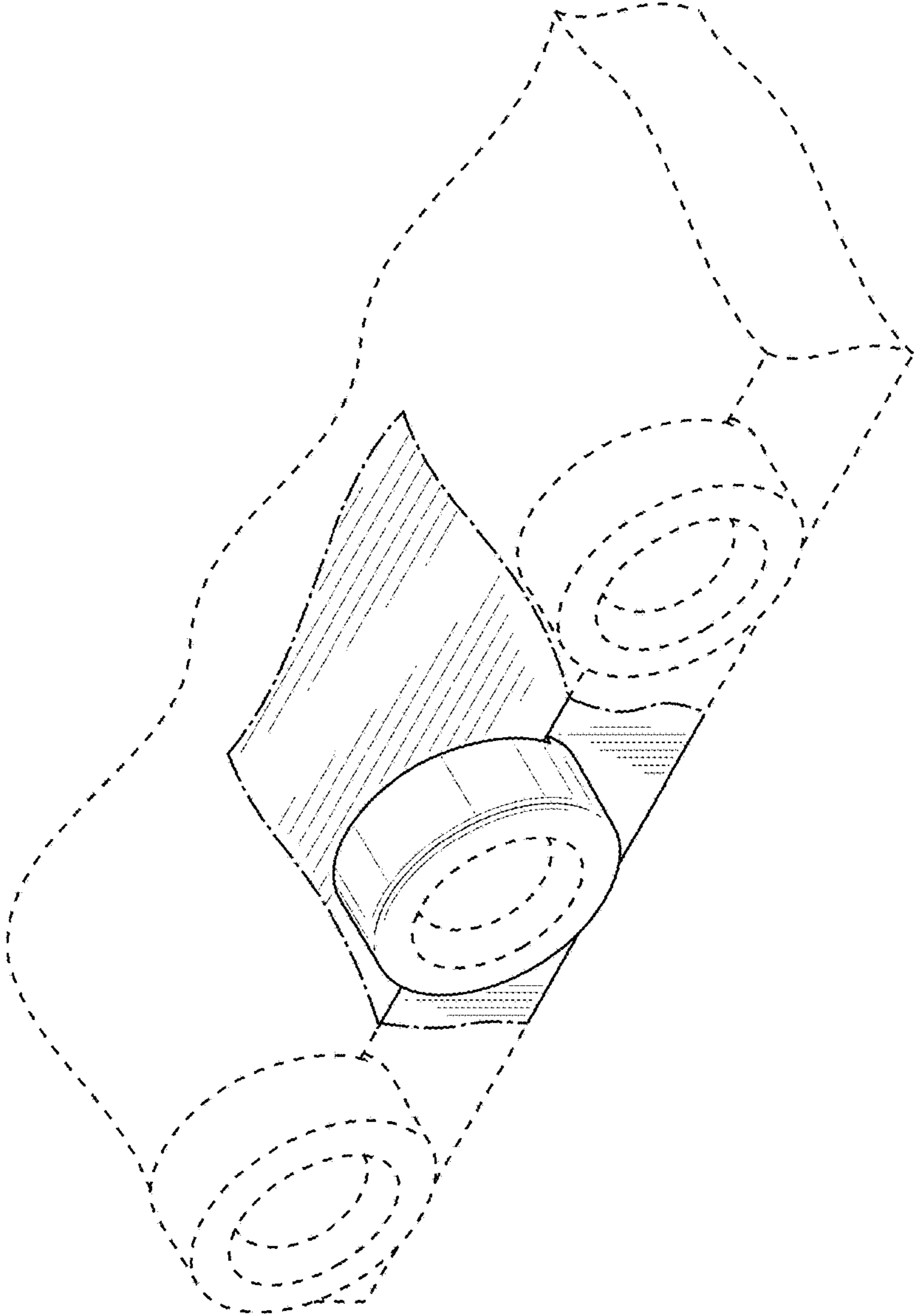
D262,045 S 11/1981 Nakao et al.  
 4,306,373 A 12/1981 Chatani et al.  
 4,375,139 A 3/1983 Chatani  
 D272,256 S 1/1984 Chatani et al.  
 4,446,649 A 5/1984 Moe et al.  
 D294,373 S 2/1988 Bertrand  
 D295,642 S 5/1988 Olsen  
 D295,649 S 5/1988 Takahashi  
 D295,993 S 5/1988 Knudsen  
 D296,342 S 6/1988 Knudsen  
 D301,260 S 5/1989 McLaughlin et al.  
 D308,706 S 6/1990 Mikkelsen  
 D309,638 S 7/1990 Meyer  
 D324,084 S 2/1992 Knudsen  
 D325,052 S 3/1992 Andersen  
 5,120,253 A 6/1992 Gelardi  
 D344,305 S 2/1994 Berggreen  
 D344,552 S 2/1994 Berggreen  
 5,310,376 A \* 5/1994 Mayuzumi ..... A63H 33/04  
 446/107  
 D363,516 S 10/1995 Mathiesen  
 5,611,187 A 3/1997 Jones  
 5,662,508 A \* 9/1997 Smith ..... A63H 33/04  
 229/127  
 D394,469 S 5/1998 Nielsen  
 D394,471 S 5/1998 Frederiksen  
 D394,680 S 5/1998 Andersen  
 5,853,314 A 12/1998 Bora  
 D411,591 S 6/1999 Laserna Fernandez  
 5,919,077 A 7/1999 Gondcaille  
 D412,725 S 8/1999 Nielsen et al.  
 6,616,500 B1 9/2003 Harms et al.  
 D515,634 S 2/2006 Paterson  
 D541,882 S 5/2007 Petersen  
 D546,401 S 7/2007 Sorensen  
 D561,845 S 2/2008 Glickman et al.  
 D608,400 S 1/2010 Ryaa

D672,402 S 12/2012 Macadam  
 8,371,894 B1 2/2013 Rosen et al.  
 D682,950 S 5/2013 Johansson  
 D688,328 S 8/2013 Holm  
 D688,753 S 8/2013 Holm  
 D695,849 S 12/2013 Andersen  
 D695,850 S 12/2013 Andersen  
 D695,851 S 12/2013 Holm  
 D696,360 S 12/2013 Holm  
 D701,923 S 4/2014 Jensen  
 D755,903 S 5/2016 Chen et al.  
 D755,904 S 5/2016 Chen et al.  
 D758,500 S 6/2016 Sorensen  
 2005/0215172 A1 9/2005 Chen  
 2008/0242189 A1 10/2008 Han  
 2014/0262896 A1 9/2014 Ficko  
 2017/0189826 A1 \* 7/2017 Chin ..... A63H 33/042

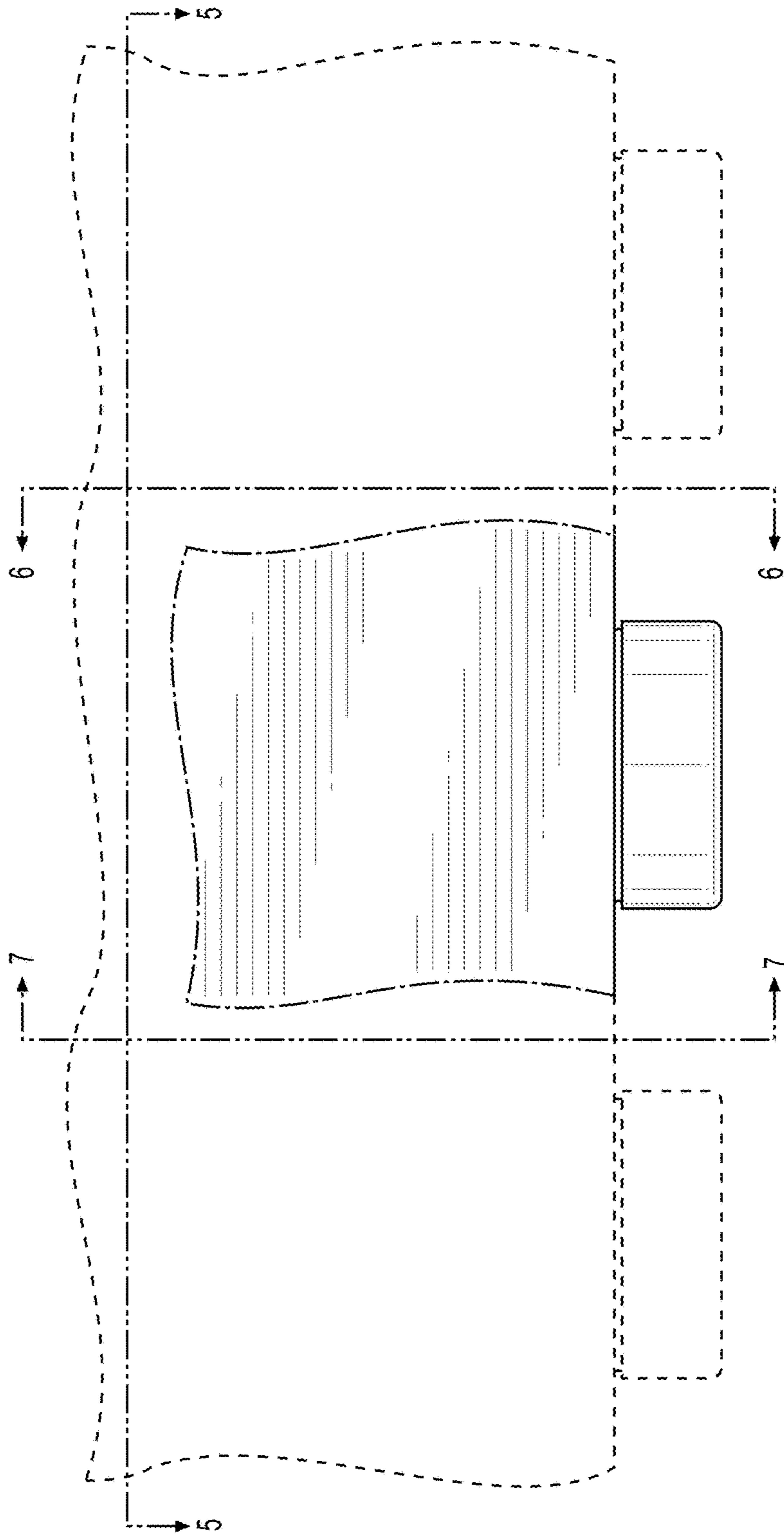
OTHER PUBLICATIONS

Web page printout from “90-Inverted >> SNOT degree >> The ultimate SNOT reference,” Sep. 7, 2013, reference link (<https://web.archive.org/web/20130907052738/http://swooshable.com/snot/degree/90-inverted/>), 3 pages.  
 Web page printout from “180 >> SNOT degree >> The ultimate SNOT reference,” Sep. 7, 2013, reference link (<https://web.archive.org/web/20130907052733/http://swooshable.com/snot/degree/180/>), 6 pages.  
 Web page printout from “180-inverted >> SNOT degree >> The ultimate SNOT reference,” Sep. 7, 2013, reference link (<https://web.archive.org/web/20130907052508/http://swooshable.com/snot/degree/180-inverted/>), 4 pages.  
 The Unofficial LEGO Advanced Building Techniques Guide, 2007, 37 pages.  
 Web page printout from “SNOT techniques—Brickwiki,” May 22, 2014, reference link ([http://www.brickwiki.info/wiki/SNOT\\_techniques](http://www.brickwiki.info/wiki/SNOT_techniques)), 3 pages.

\* cited by examiner

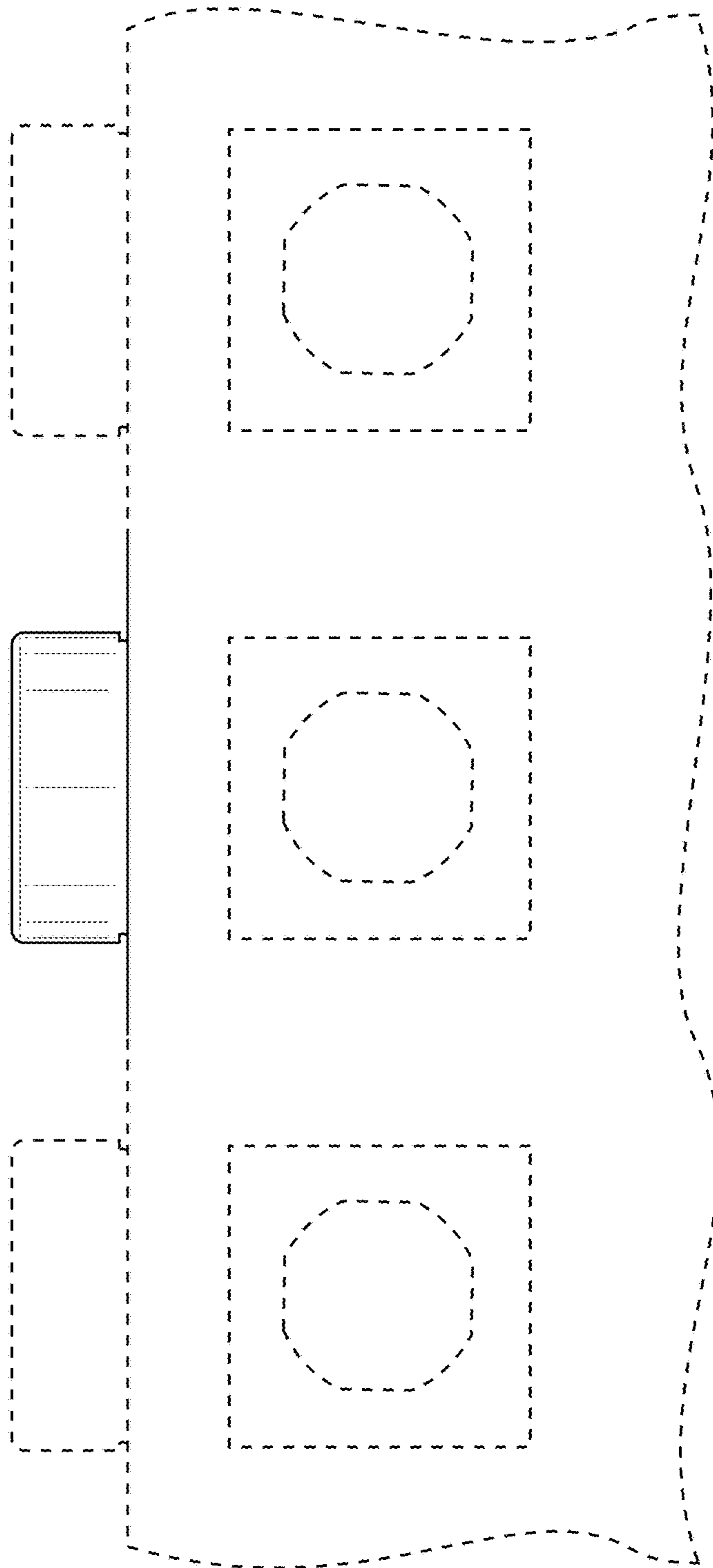


**FIG. 1**

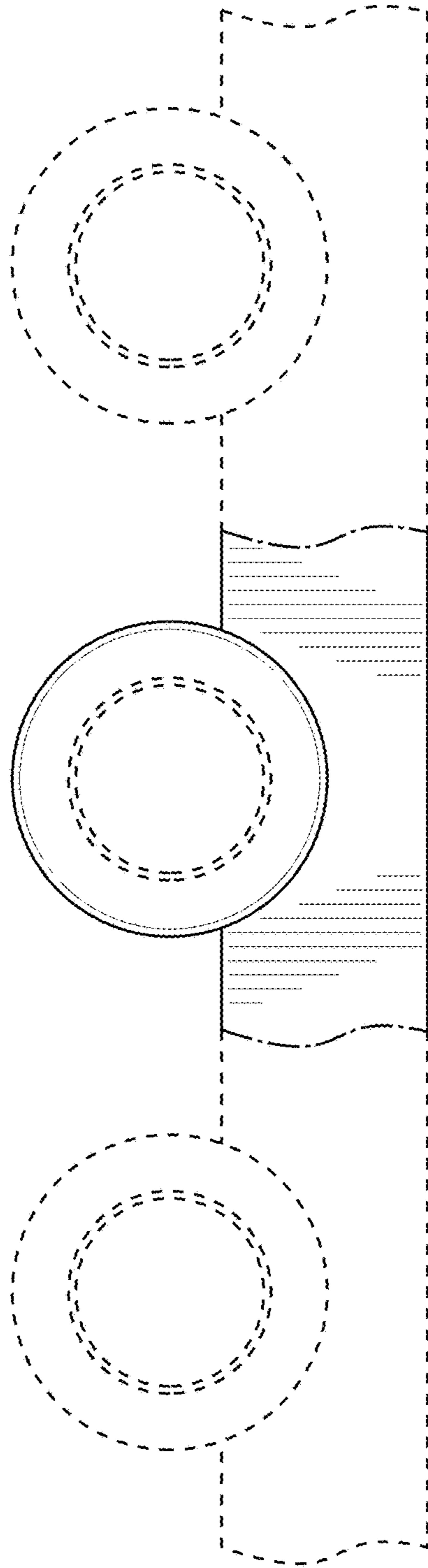


**FIG. 2**

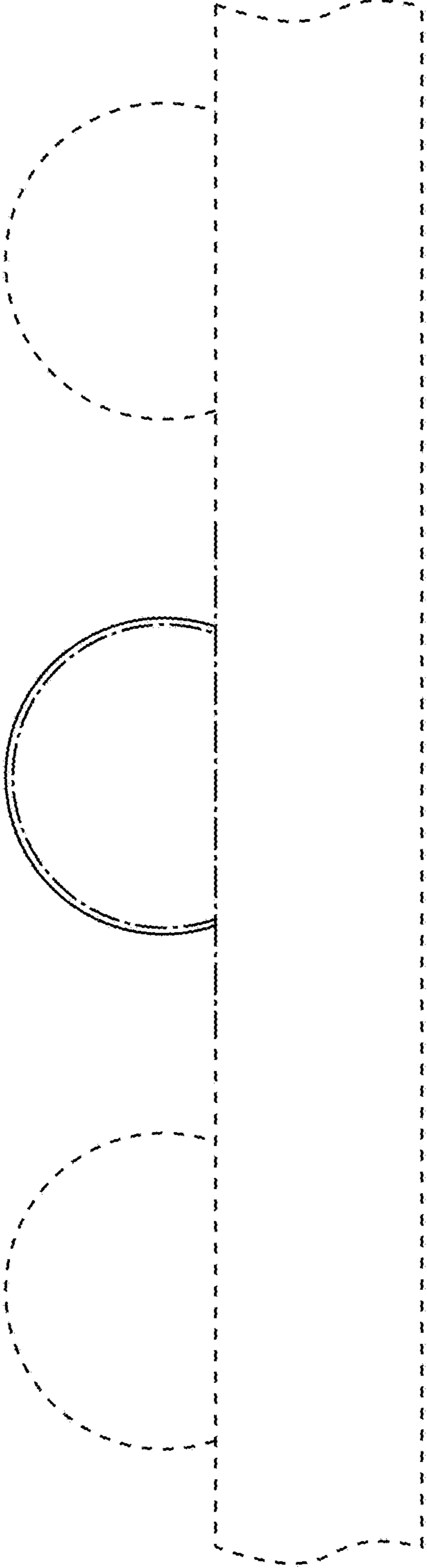




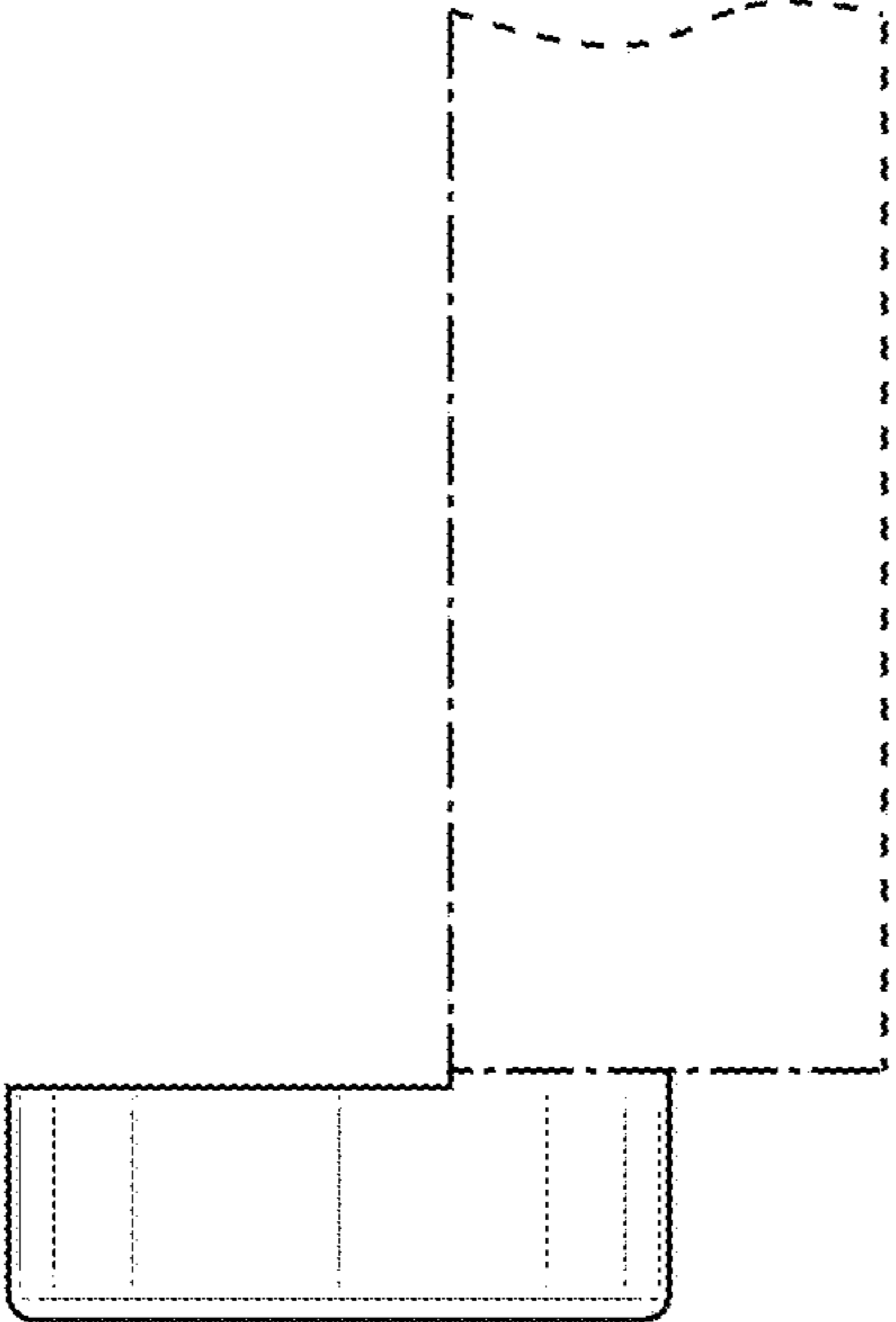
**FIG. 3**



**FIG. 4**

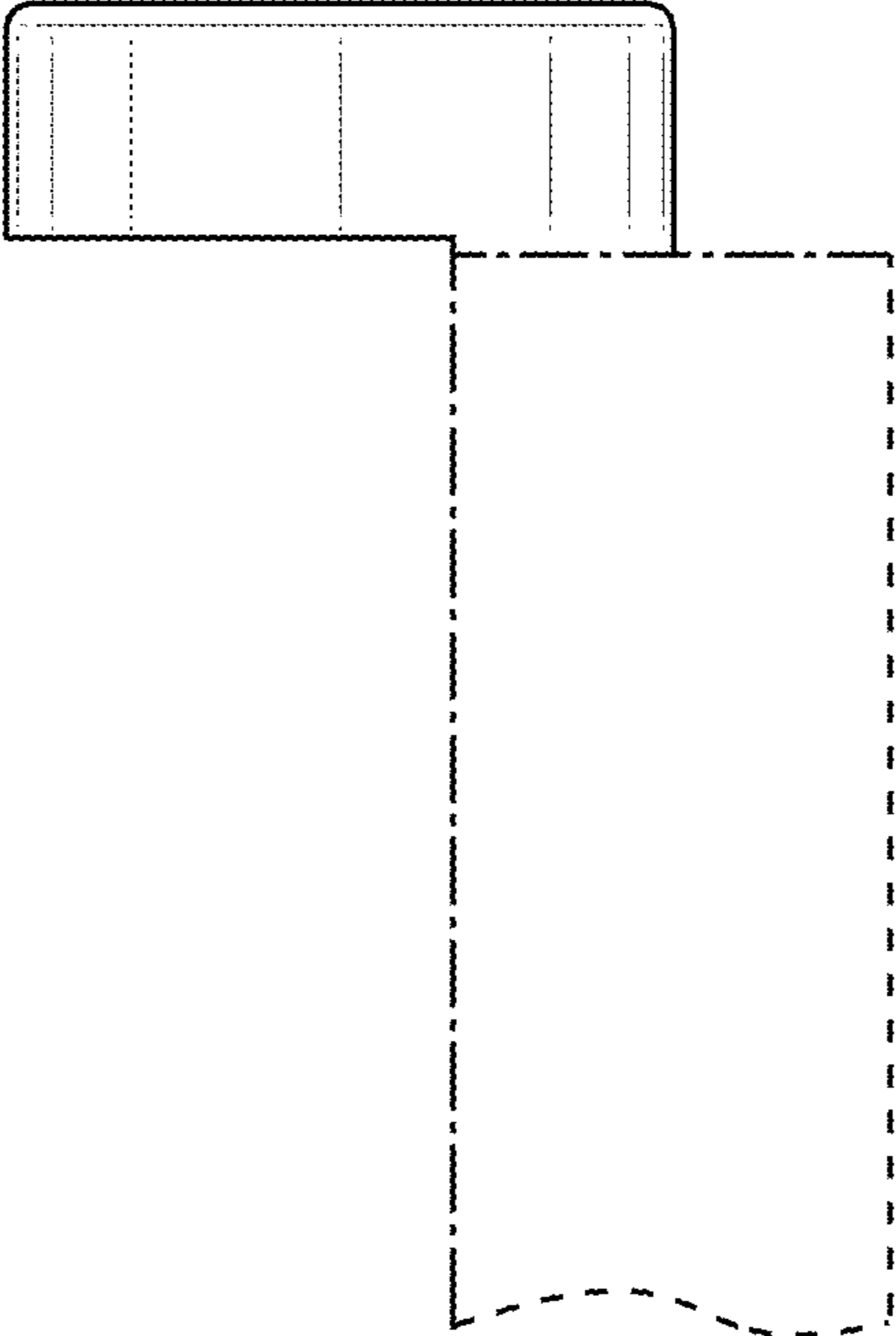


**FIG. 5**



**FIG. 6**





**FIG. 7**