



US00D835720S

(12) **United States Design Patent** (10) **Patent No.:** **US D835,720 S**  
**Chen** (45) **Date of Patent:** **\*\* Dec. 11, 2018**

(54) **PEN**  
(71) Applicant: **Hub Pen Company, LLC**, Braintree, MA (US)  
(72) Inventor: **Chao Chen**, Hangzhou (JP)  
(73) Assignee: **HUB PEN COMPANY, LLC**, Braintree, MA (US)  
  
(\*\*) Term: **15 Years**  
(21) Appl. No.: **29/588,361**  
(22) Filed: **Dec. 20, 2016**  
(51) **LOC (11) Cl.** ..... **19-06**  
(52) **U.S. Cl.**  
USPC ..... **D19/192**  
(58) **Field of Classification Search**  
USPC ..... D14/411; D19/115-204; D9/724, 725  
CPC ... B43K 7/12; B43K 8/04; B43K 8/06; B43K 19/00; B43K 19/02; B43K 19/14; B43K 21/006; B43K 21/06; B43K 23/06; B43K 24/08  
  
See application file for complete search history.

D540,861 S \* 4/2007 Bickert ..... D19/155  
D585,492 S \* 1/2009 Booker ..... D19/174  
D633,142 S \* 2/2011 Chaffee ..... D19/134  
D670,762 S \* 11/2012 Fleming ..... D19/172  
D689,932 S \* 9/2013 Jin ..... D19/164  
D699,290 S \* 2/2014 Jiang ..... D19/164  
D699,294 S \* 2/2014 Jiang ..... D19/195  
D721,608 S \* 1/2015 Miller ..... D11/3  
D725,705 S \* 3/2015 Jiang ..... D19/168  
D725,707 S \* 3/2015 Jiang ..... D19/195

**OTHER PUBLICATIONS**

Hub Pen Company's Enjoy Writing Catalog, 2009, (Palmiro) p. 4 and (Calypso) p. 15.

\* cited by examiner

*Primary Examiner* — Elizabeth A. Albert  
(74) *Attorney, Agent, or Firm* — McInnes & McLane, LLP

(57) **CLAIM**

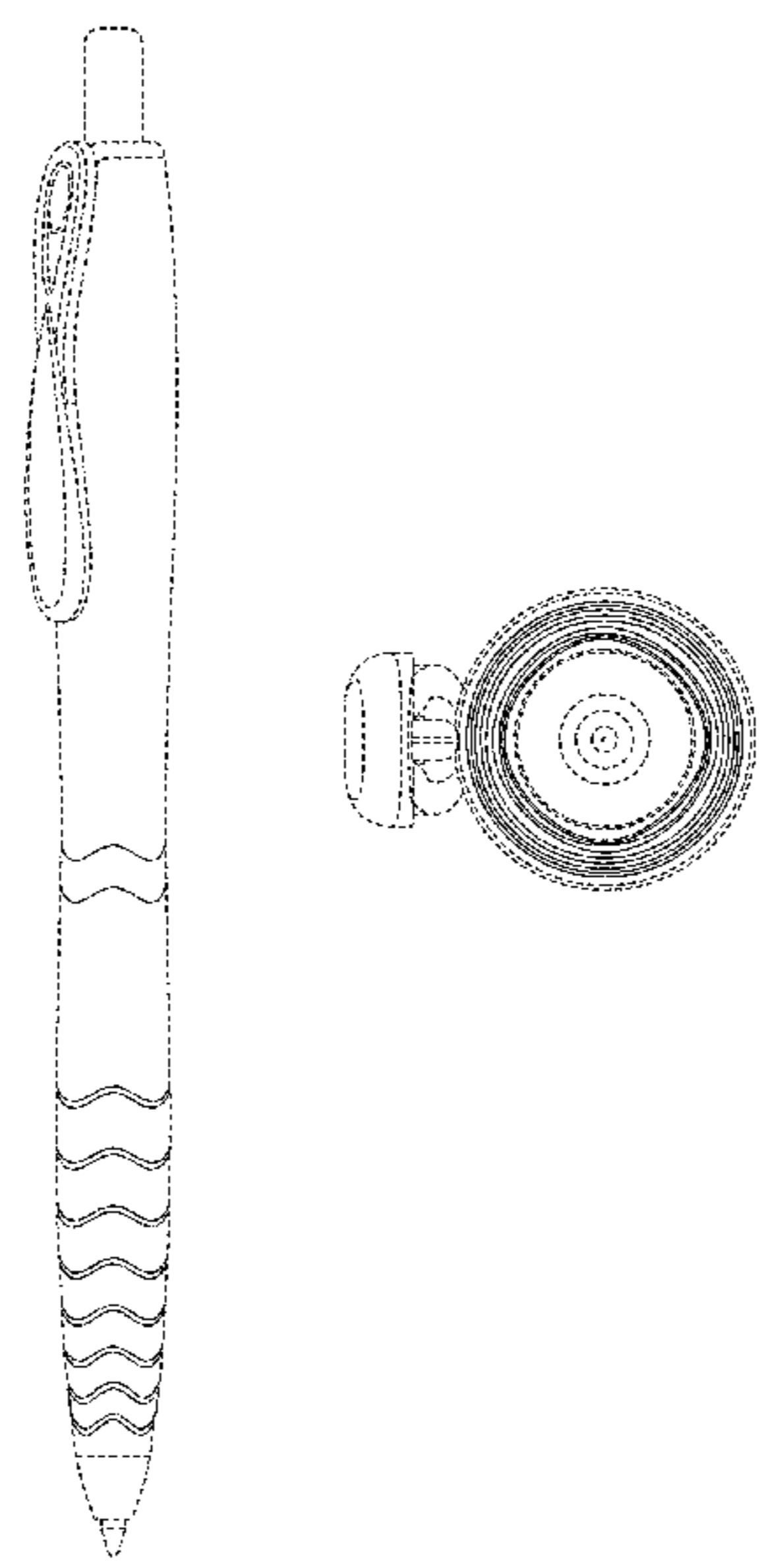
The ornamental design for a pen, as shown and described.

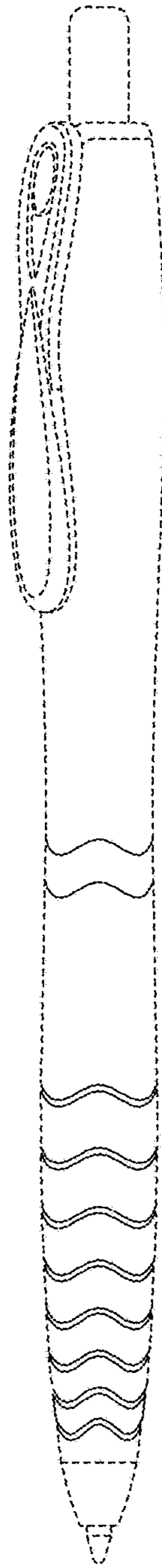
**DESCRIPTION**

FIG. 1 is a front right side view of a pen showing my new design;  
FIG. 2 is a front elevational view thereof;  
FIG. 3 is a rear elevational view thereof;  
FIG. 4 is a left side elevation view thereof;  
FIG. 5 is a right side elevational view thereof;  
FIG. 6 is a top plan view thereof; and,  
FIG. 7 is a bottom plan view thereof.  
The broken lines in the drawings are included for the purpose of showing portions of the pen that form no part of the claimed design. The surfaces between the solid lines are entirely unclaimed.

**1 Claim, 6 Drawing Sheets**

(56) **References Cited**  
U.S. PATENT DOCUMENTS  
D441,017 S \* 4/2001 Gault ..... D19/174  
D457,917 S \* 5/2002 Traut ..... D19/172  
D465,808 S \* 11/2002 Deluca ..... D19/170  
D472,580 S \* 4/2003 Middleton ..... D19/195  
D481,070 S \* 10/2003 Willat ..... D19/197  
D490,107 S \* 5/2004 Wong ..... D19/166  
D499,137 S \* 11/2004 Shibata ..... D19/166  
D499,139 S \* 11/2004 Oka ..... D19/173  
D508,950 S \* 8/2005 Kiple ..... D19/171  
D535,694 S \* 1/2007 Chen ..... D19/166  
D535,695 S \* 1/2007 Chen ..... D19/172





**FIG. 1**


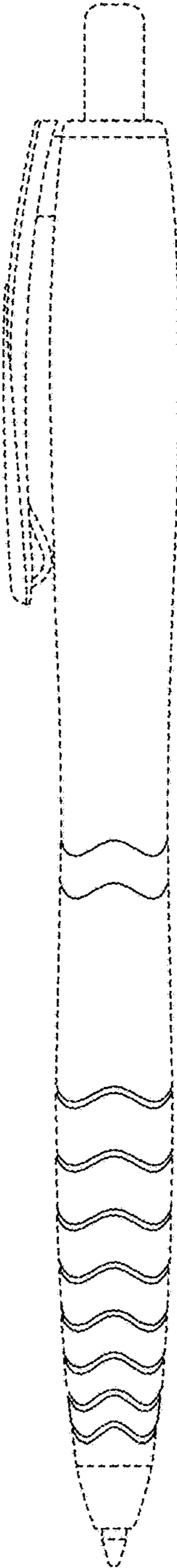


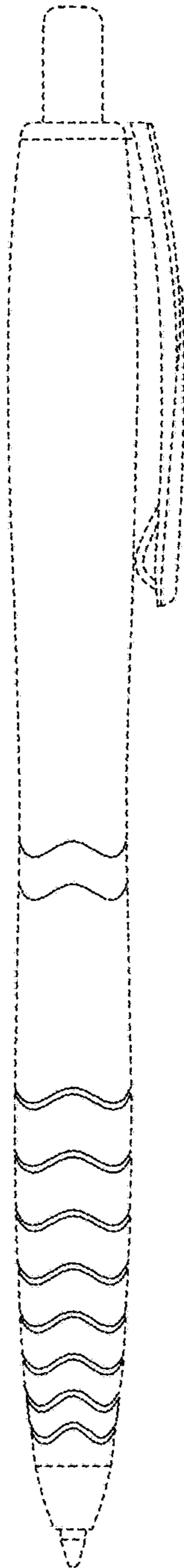
FIG. 2



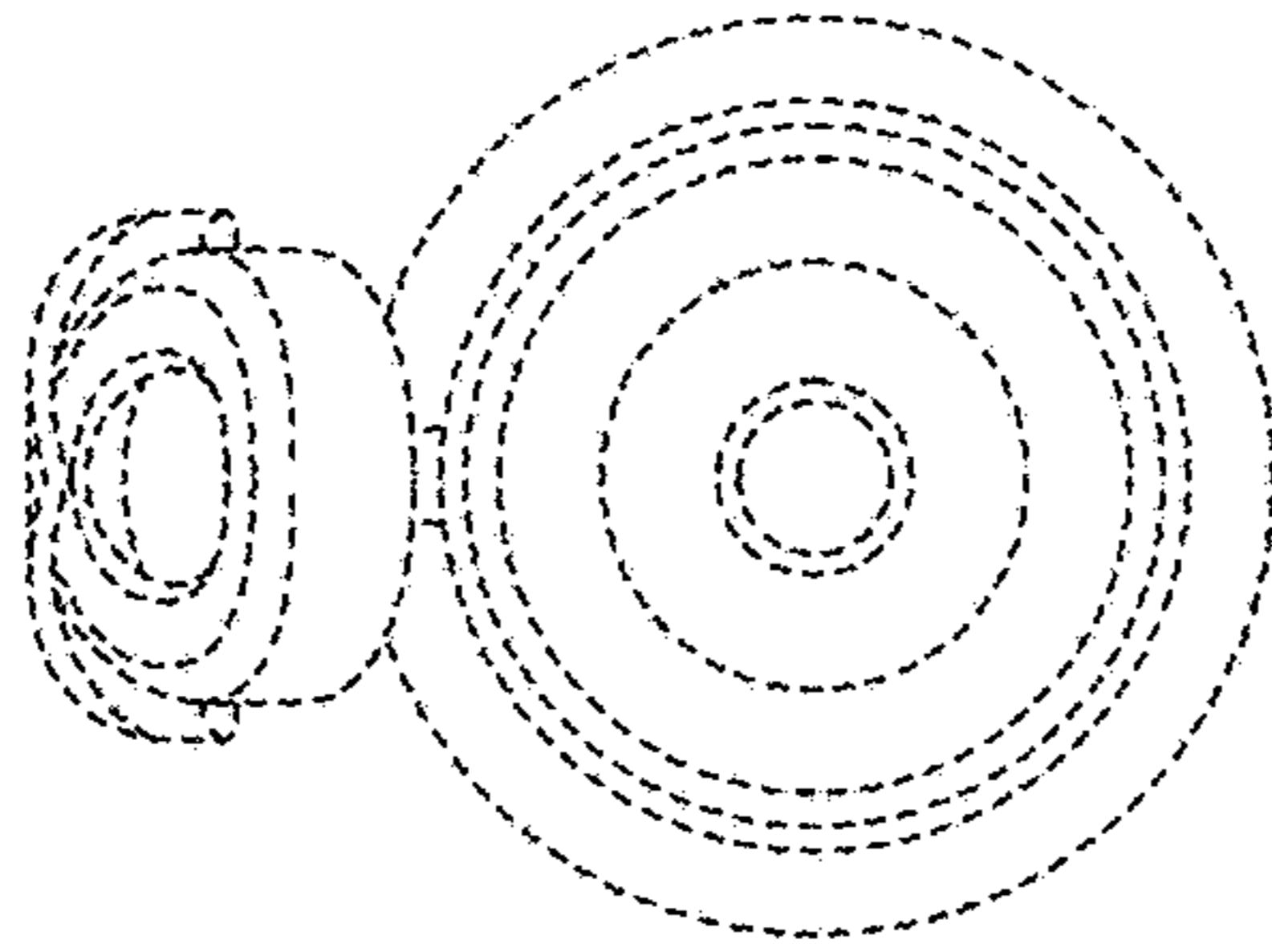
**FIG. 3**



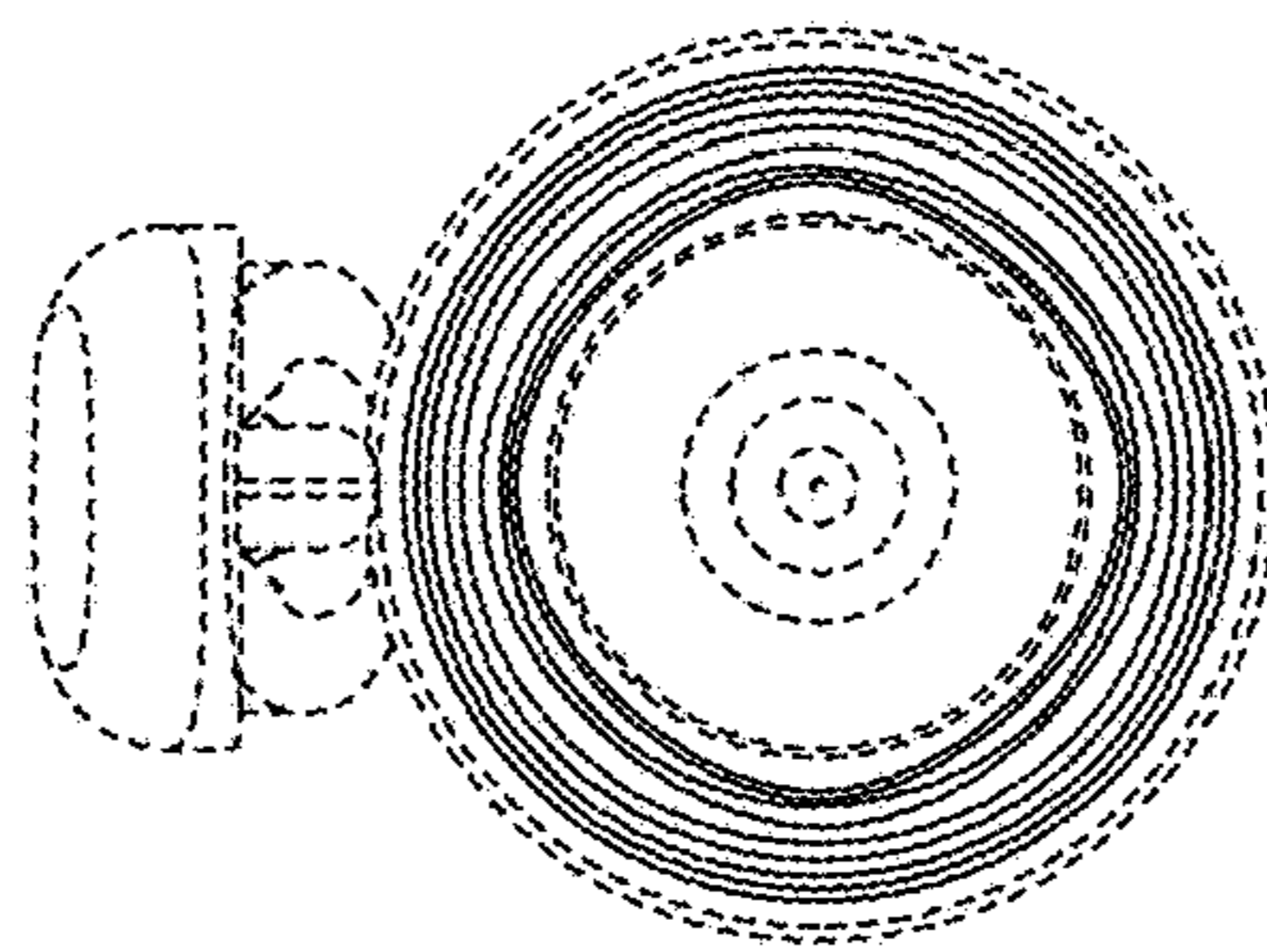
**FIG. 4**



**FIG. 5**



**FIG. 6**



**FIG. 7**