



US00D835694S

(12) **United States Design Patent**  
**Dancsecs**

(10) **Patent No.:** **US D835,694 S**

(45) **Date of Patent:** **\*\* Dec. 11, 2018**

(54) **VIEWER**

(71) Applicant: **Matt Dancsecs**, Mountain Lakes, NJ  
(US)

(72) Inventor: **Matt Dancsecs**, Mountain Lakes, NJ  
(US)

(73) Assignee: **Premium Shapes USA LLC**,  
Commerce, CA (US)

(\*\*) Term: **15 Years**

(21) Appl. No.: **29/600,568**

(22) Filed: **Apr. 13, 2017**

(51) **LOC (11) Cl.** ..... **16-99**

(52) **U.S. Cl.**  
USPC ..... **D16/130**

(58) **Field of Classification Search**  
USPC ..... D10/46, 46.2, 47, 50, 57, 72, 74, 100,  
D10/102, 103, 124, 125; D16/130-136,  
D16/200, 202, 203, 218, 219; D22/108,  
D22/109, 100, 110, 199; D24/133, 137,  
D24/138

CPC .. F41G 3/08; G01C 3/085; G01C 3/08; G01C  
3/06; G01C 3/04; G01C 3/02; G01C 3/00  
See application file for complete search history.

(56) **References Cited**

**U.S. PATENT DOCUMENTS**

D106,310 S \* 10/1937 Ludovici ..... D16/133  
4,013,341 A \* 3/1977 Riley ..... G02B 7/12  
359/408

D377,184 S \* 1/1997 Wells ..... D16/130  
5,604,631 A \* 2/1997 Gelardi ..... G02B 7/12  
359/407  
D387,785 S \* 12/1997 Matsushita ..... D16/133  
D409,637 S \* 5/1999 Tomita ..... D16/133  
D411,214 S \* 6/1999 Hamamura ..... D16/133  
D439,260 S \* 3/2001 Matsushita ..... D16/133  
D453,174 S \* 1/2002 Koinuma ..... D16/133  
D667,522 S \* 9/2012 Glimpse ..... D22/109

\* cited by examiner

*Primary Examiner* — Mark A Goodwin

*Assistant Examiner* — Benjamin M Weeks

(74) *Attorney, Agent, or Firm* — Steven E. Shapiro

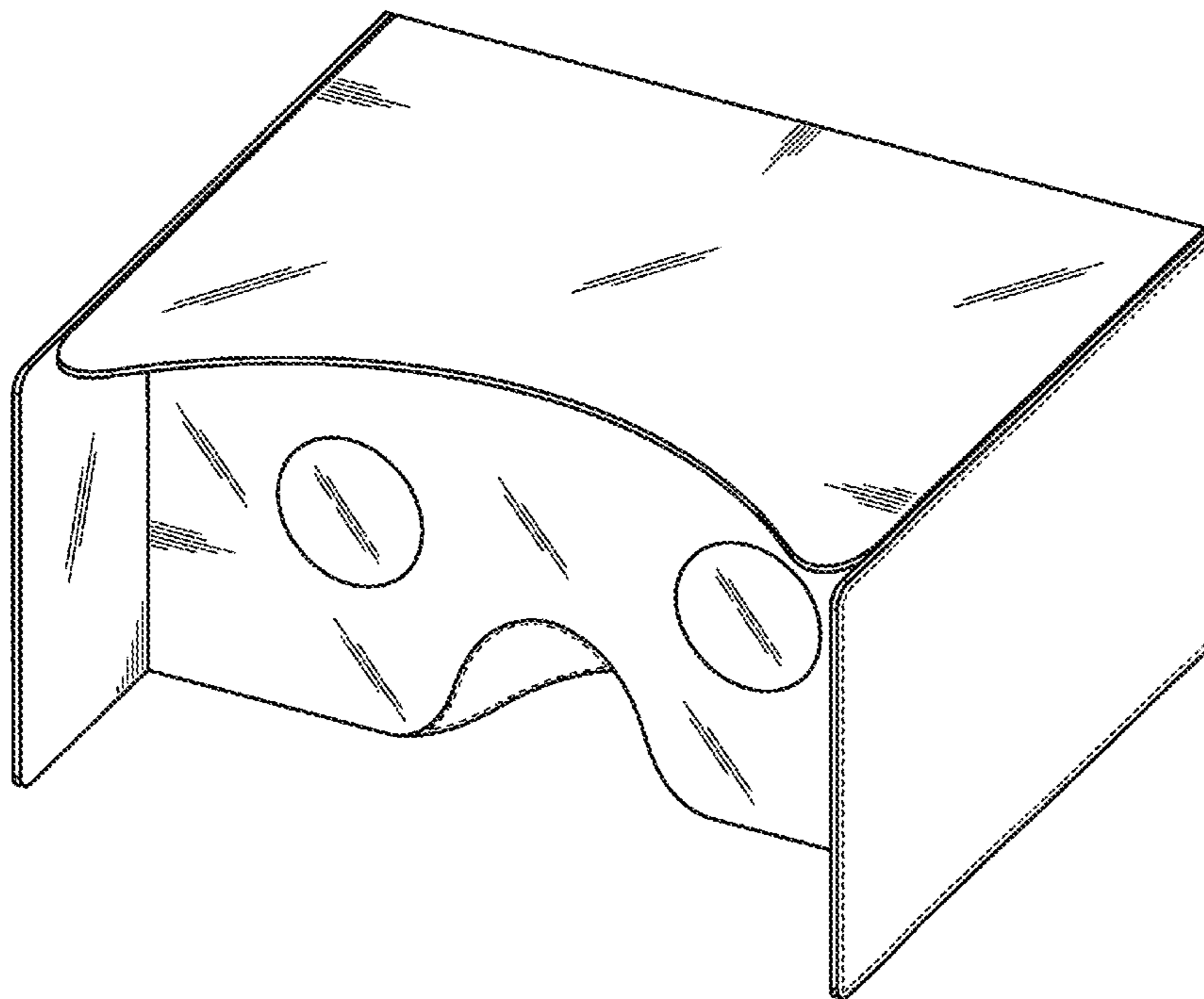
(57) **CLAIM**

The ornamental design for a viewer, as shown and described.

**DESCRIPTION**

FIG. 1 is a front, top perspective view of a viewer;  
FIG. 2 is a front, bottom perspective view of the viewer;  
FIG. 3 is a front view of the viewer;  
FIG. 4 is a rear view of the viewer;  
FIG. 5 is a left side view of the viewer;  
FIG. 6 is a right side view of the viewer;  
FIG. 7 is a top view of the viewer; and,  
FIG. 8 is a bottom view of the viewer.  
The broken lines illustrate portions of the viewer that form  
no part of the claimed design.

**1 Claim, 8 Drawing Sheets**



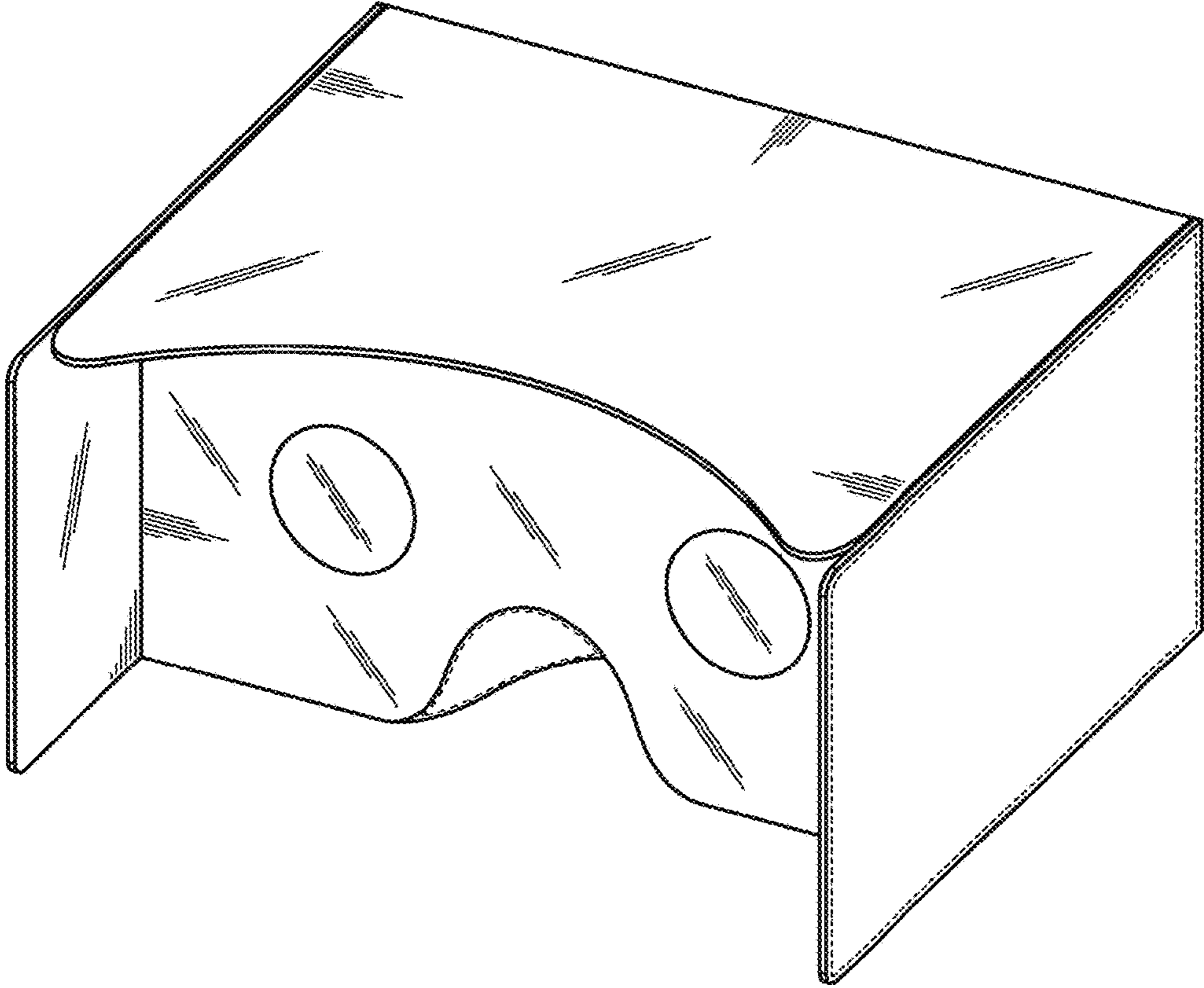


FIG. 1




FIG. 2

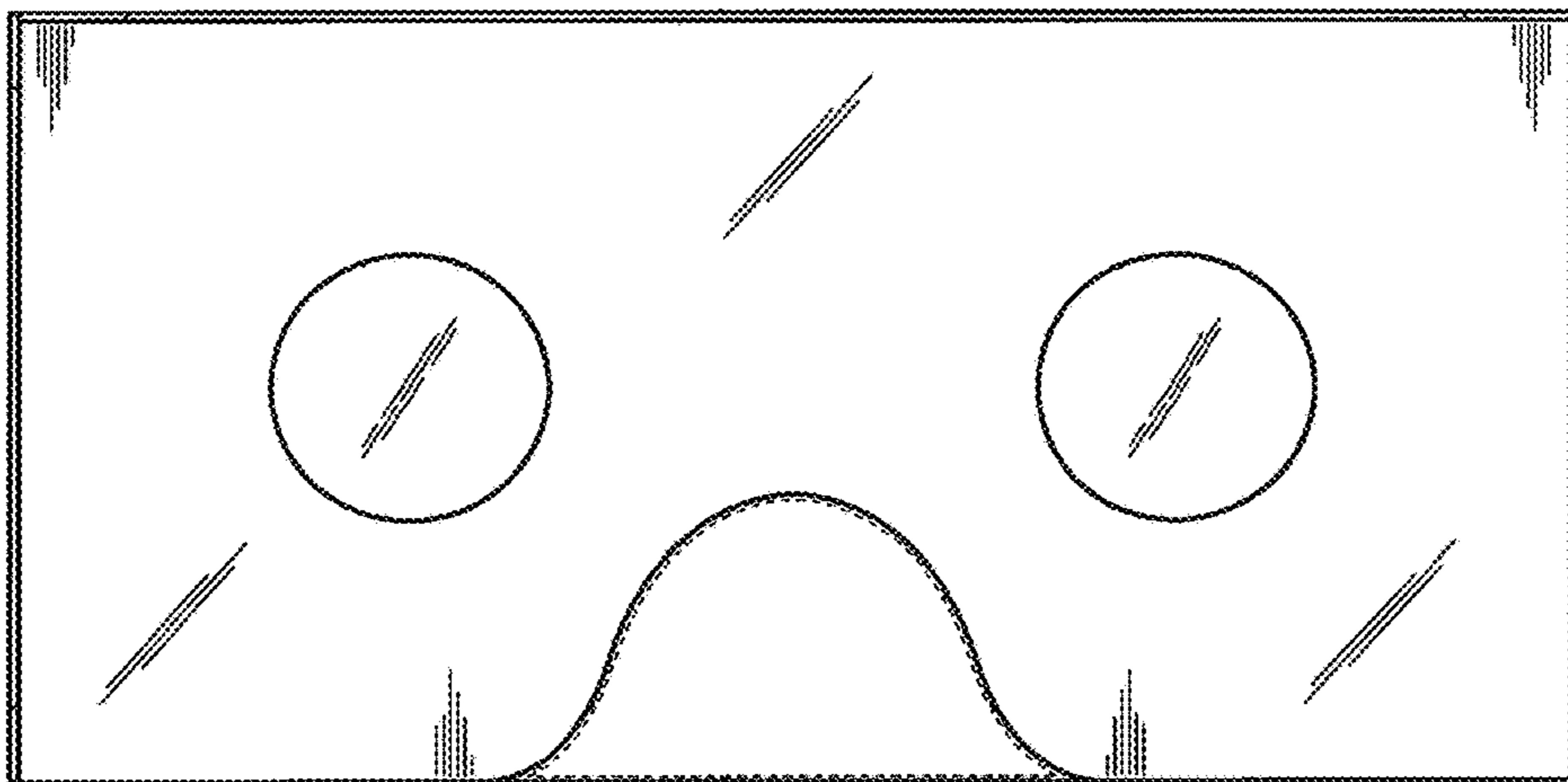


FIG. 3



FIG. 4




FIG. 5




FIG. 6

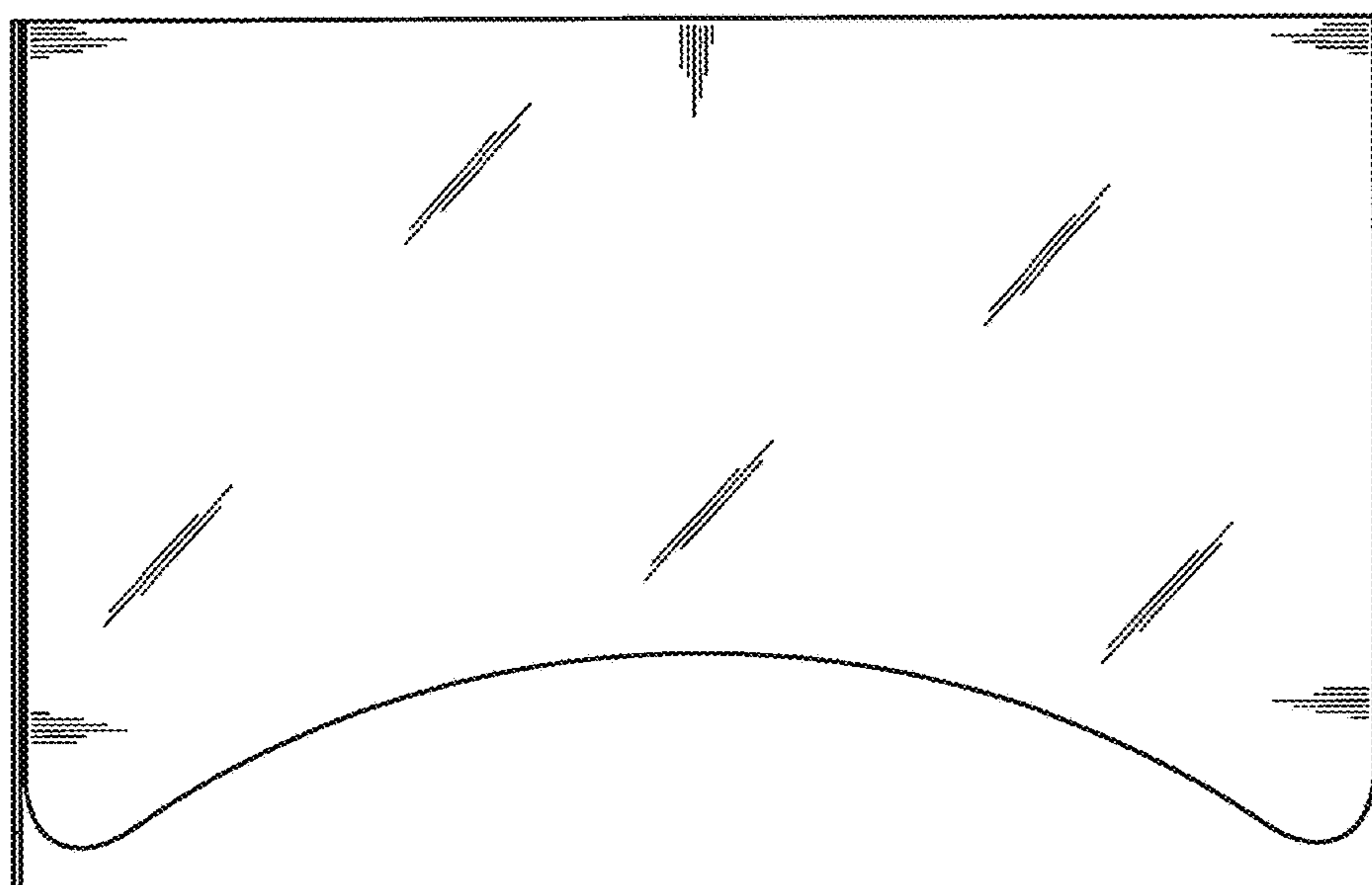


FIG. 7



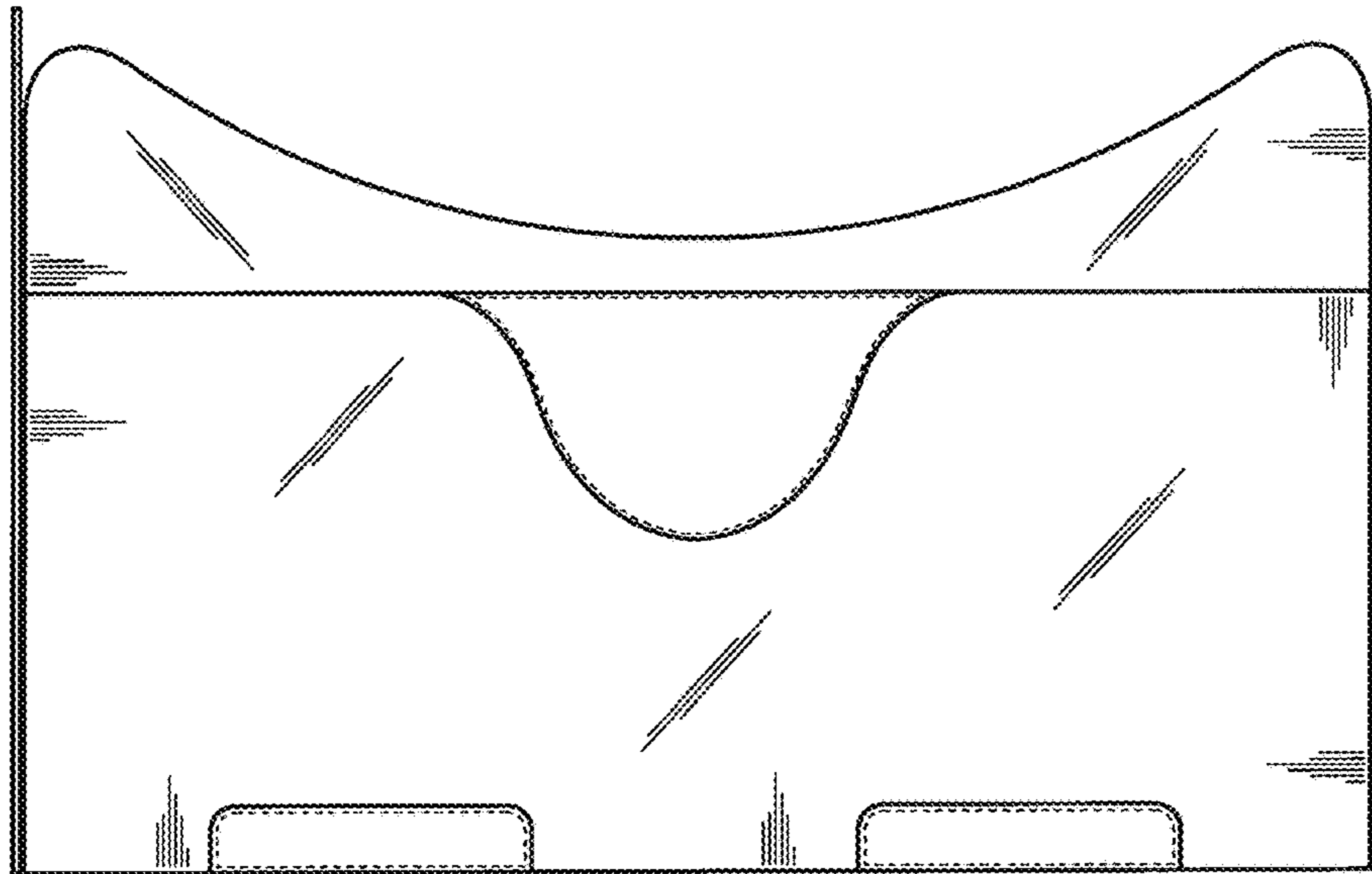


FIG. 8