



US00D835688S

(12) **United States Design Patent** (10) **Patent No.:** **US D835,688 S**
Lee et al. (45) **Date of Patent:** **** Dec. 11, 2018**

(54) **REFRIGERATOR**

2700/12; F25D 2700/121; F25D 2700/14;
F25D 29/00

(71) Applicant: **SAMSUNG ELECTRONICS CO., LTD.**, Suwon-si, Gyeonggi-do (KR)

See application file for complete search history.

(72) Inventors: **Hyunil Lee**, Seoul (KR); **Sangwoon Jeon**, Seoul (KR); **Junhyeok Choi**, Seongnam-si (KR)

(56) **References Cited**

U.S. PATENT DOCUMENTS

(73) Assignee: **SAMSUNG ELECTRONICS CO., LTD.**, Gyeonggi-Do (KR)

D666,635	S	*	9/2012	Jidam	D15/86
D674,823	S	*	1/2013	Jidam	D15/86
D773,538	S	*	12/2016	Jeon	D15/86
D786,947	S	*	5/2017	Kim	D15/86
D798,342	S	*	9/2017	Kim	D15/86
D798,343	S	*	9/2017	Kwon	D15/86
D798,344	S	*	9/2017	Kim	D15/86

(**) Term: **15 Years**

FOREIGN PATENT DOCUMENTS

(21) Appl. No.: **29/599,906**

CN	301686670	S	9/2011
CN	301760365	S	12/2011
CN	301785993	S	1/2012

(22) Filed: **Apr. 7, 2017**

* cited by examiner

(30) **Foreign Application Priority Data**

Dec. 26, 2016 (KR) 30-2016-0063352

Primary Examiner — Ian Simmons

Assistant Examiner — Khawaja Anwar

(51) **LOC (11) Cl.** **15-07**

(74) *Attorney, Agent, or Firm* — Cantor Colburn LLP

(52) **U.S. Cl.**
USPC **D15/85**

(57) **CLAIM**

(58) **Field of Classification Search**

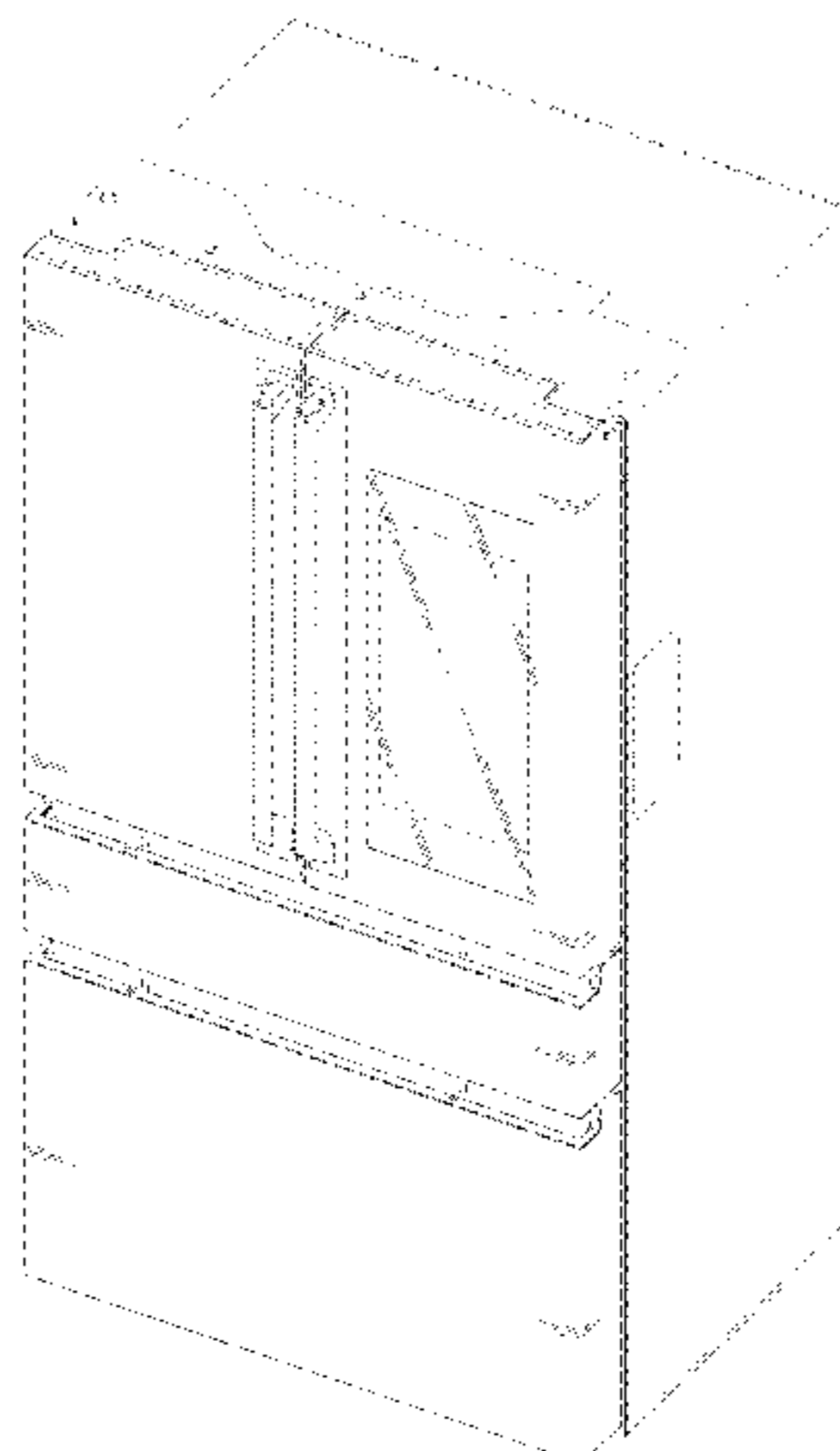
USPC D15/79-91
CPC .. F25D 11/00; F25D 17/065; F25D 2325/022;
F25D 23/069; F25D 25/025; F25D 11/02;
F25D 17/062; F25D 21/12; F25D 21/125;
F25D 21/14; F25D 2317/061; F25D
2317/067; F25D 2323/021; F25D
2323/024; F25D 23/028; F25D 23/04;
F25D 23/066; F25D 23/085; F25D
23/087; F25D 23/126; F25D 2400/02;
F25D 2400/06; F25D 2400/361; F25D
2400/40; F25D 25/005; F25D 25/02;
F25D 2600/02; F25D 2700/02; F25D

The ornamental design for a refrigerator, as shown and described.

DESCRIPTION

FIG. 1 is a front perspective view of a first embodiment of a refrigerator showing our new design;
FIG. 2 is a front view thereof;
FIG. 3 is a rear view thereof;
FIG. 4 is a left-side view thereof;
FIG. 5 is a right-side view thereof;
FIG. 6 is a top view thereof; and,
FIG. 7 is a bottom view thereof.
The broken lines illustrating portions of the refrigerator form no part of the claimed design.

(Continued)



The dot-dash lines in the figures represent an unclaimed boundary line and form no part of the claimed design.

1 Claim, 7 Drawing Sheets

FIG. 1

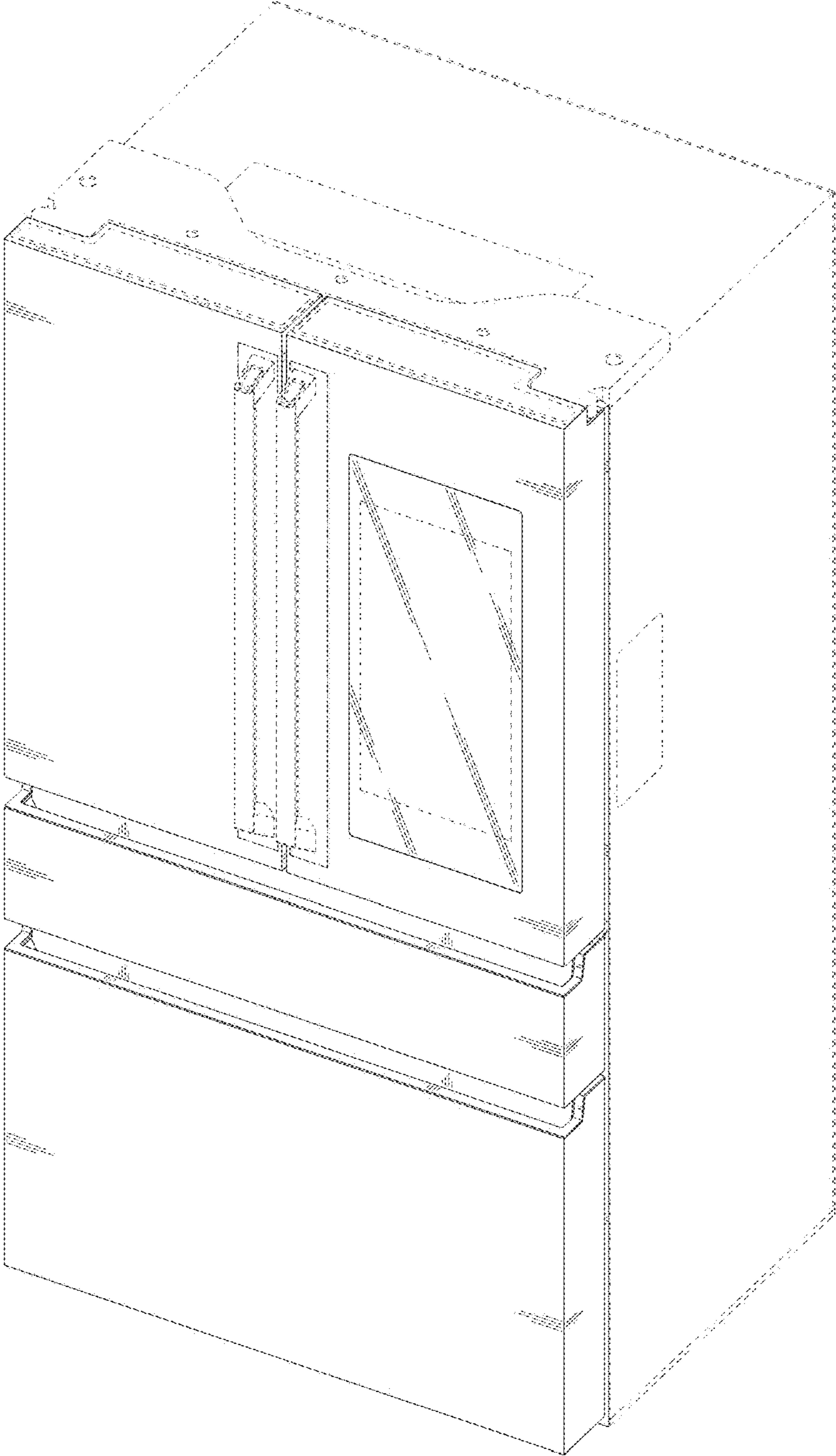


FIG. 2

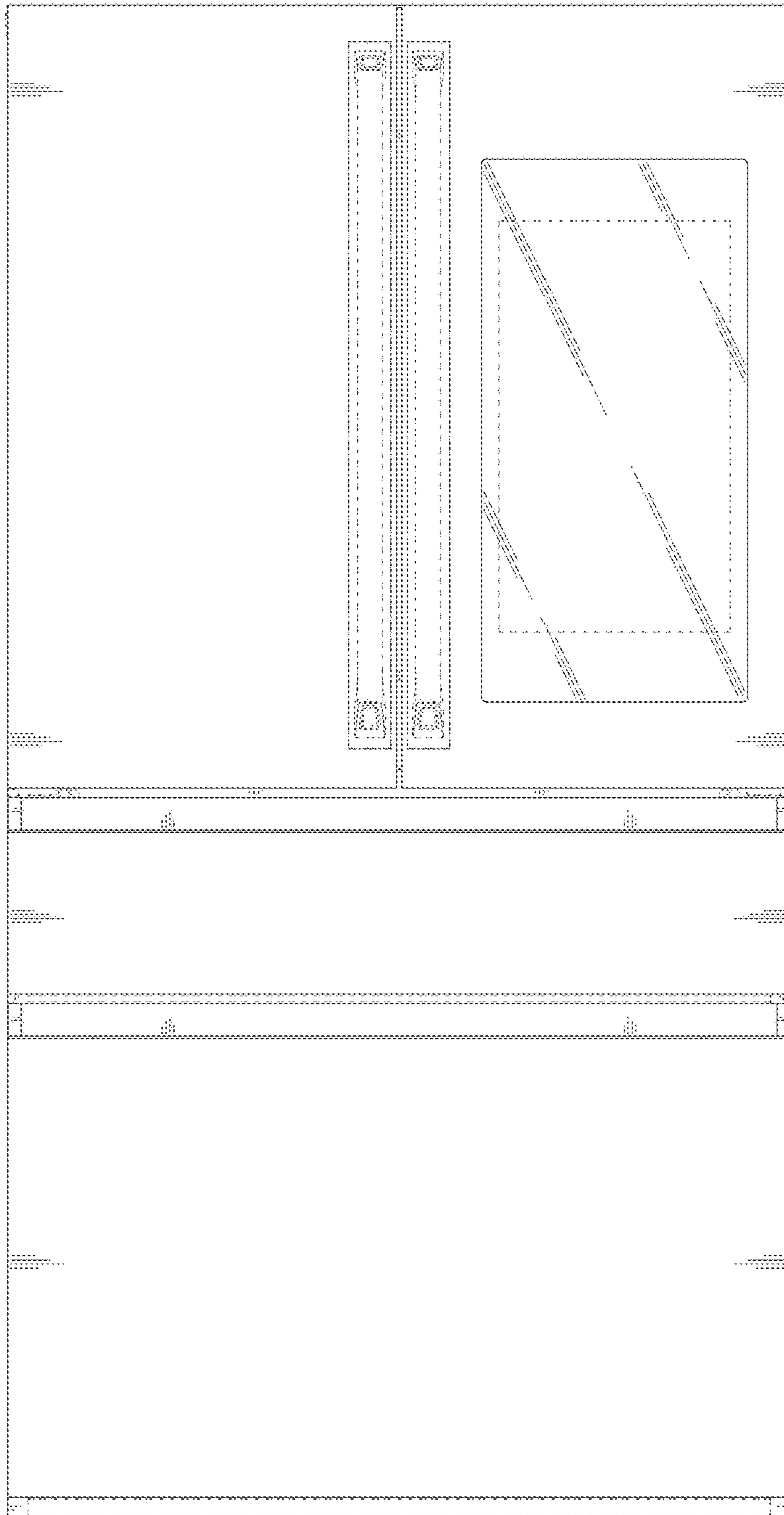


FIG. 3




FIG. 4

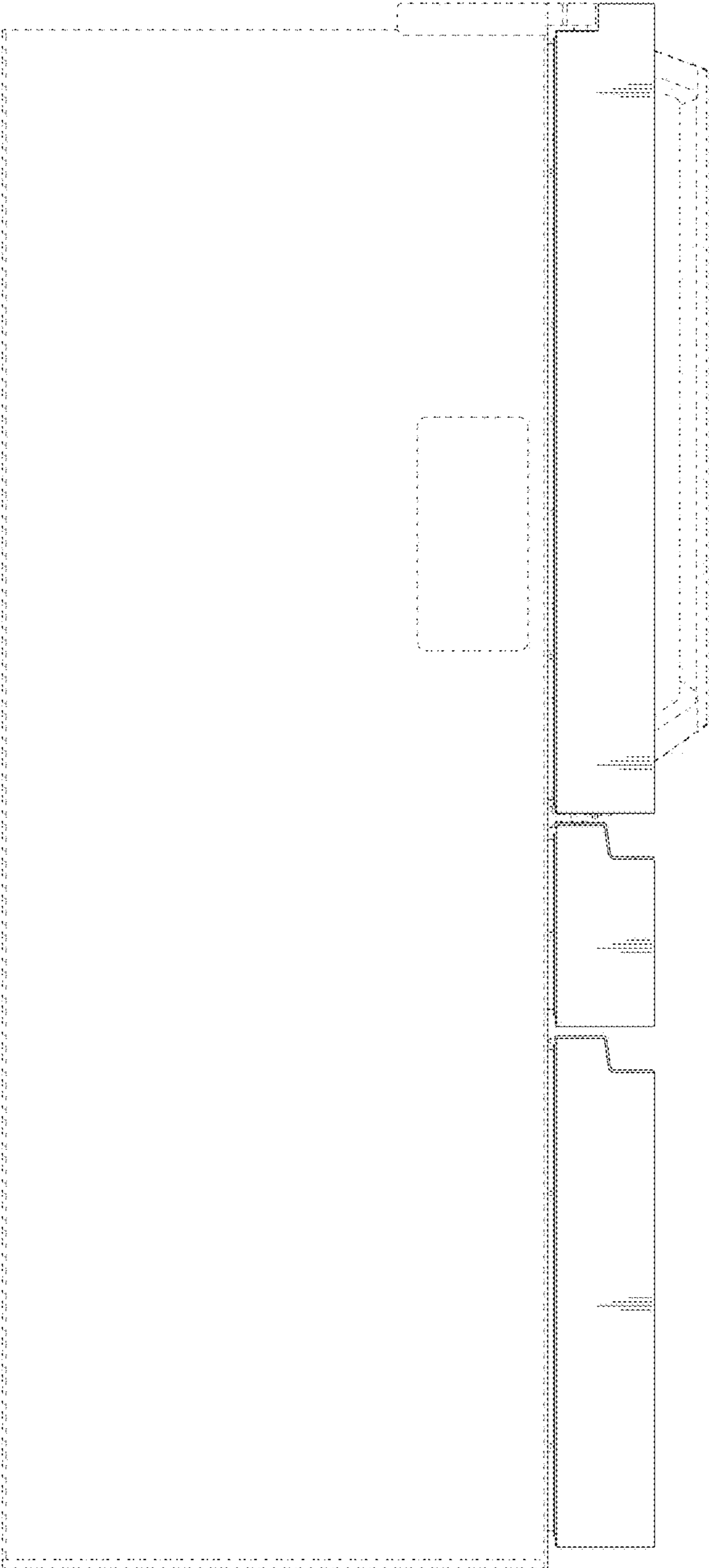


FIG. 5

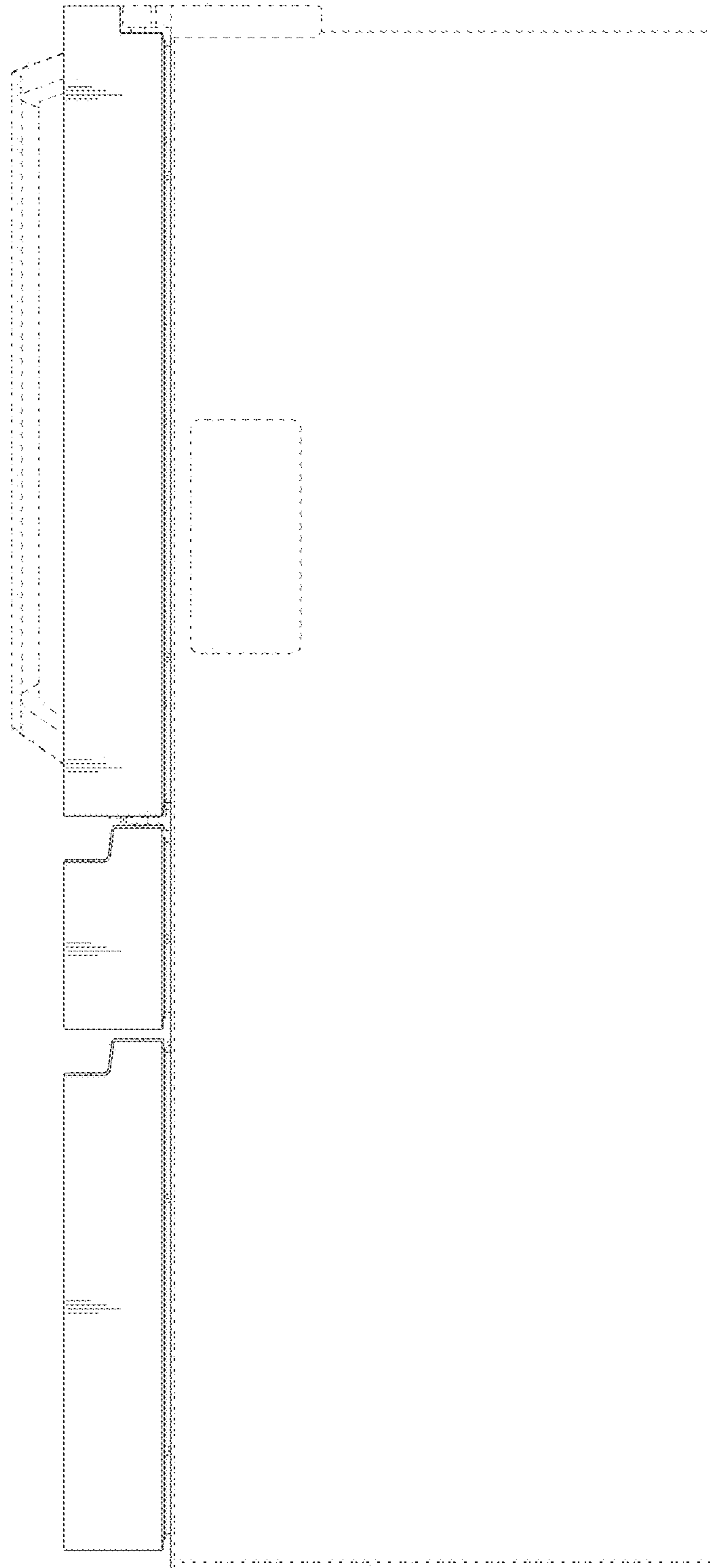


FIG. 6

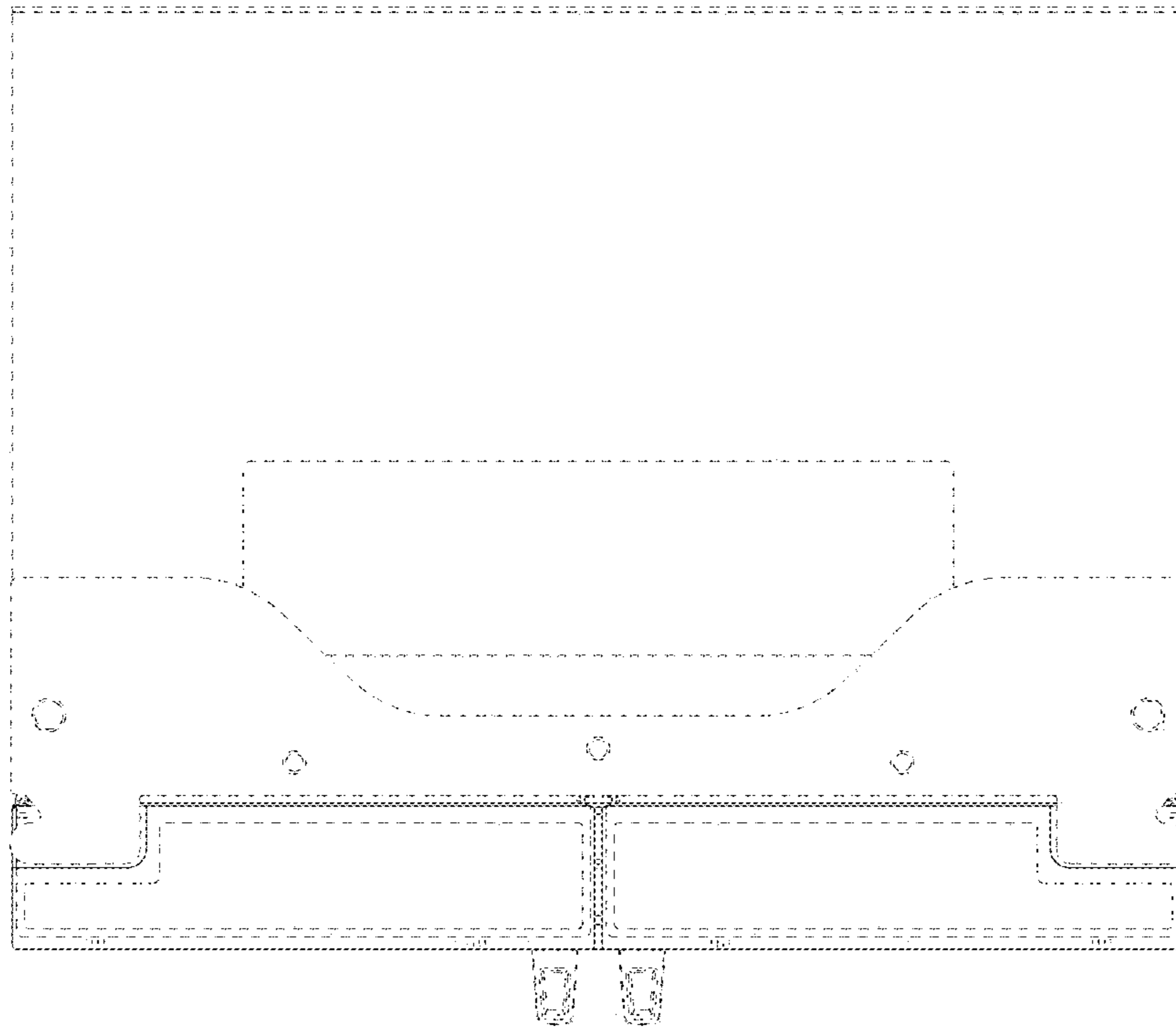


FIG. 7

