



US00D835547S

(12) **United States Design Patent** (10) **Patent No.:** **US D835,547 S**
Yates (45) **Date of Patent:** **** Dec. 11, 2018**

(54) **COMPONENT FOR VEHICLE GRILLE**
(71) Applicant: **Volvo Lastvagnar AB**, Göteborg (SE)
(72) Inventor: **Lukas Yates**, Greensboro, NC (US)
(73) Assignee: **Volvo Lastvagnar AB**, Gothenburg (SE)

D818,885 S * 5/2018 Seo D12/163
D819,513 S * 6/2018 Bucher D12/163
D820,179 S * 6/2018 Kladde D12/190
D822,546 S * 7/2018 Platto D12/163
D823,182 S * 7/2018 Yates D12/163
D823,183 S * 7/2018 Yates D12/163
10,023,243 B2 * 7/2018 Hines B62D 31/02
D827,410 S * 9/2018 Earley D8/313
D828,258 S * 9/2018 Zipfel D12/190

(**) Term: **15 Years**

OTHER PUBLICATIONS

(21) Appl. No.: **29/593,306**

Images of Mack CXU Pinnacle Truck, released 2006, 2 pages.

(22) Filed: **Feb. 8, 2017**

* cited by examiner

(51) **LOC (11) Cl.** **12-16**

Primary Examiner — Susan Bennett Hattan

(52) **U.S. Cl.**
USPC **D12/163**

Assistant Examiner — Suzanne E Tisdell

(58) **Field of Classification Search**
USPC D12/163, 164, 190, 195, 196, 414
CPC B60R 9/06; B62D 35/02; B62D 39/00;
B62D 65/16; B62D 21/12; B29C 45/16
See application file for complete search history.

(74) *Attorney, Agent, or Firm* — Tucker Ellis LLP

(57) **CLAIM**

The ornamental design for a component for vehicle grille, as shown and described.

(56) **References Cited**



DESCRIPTION

U.S. PATENT DOCUMENTS

D156,447 S * 12/1949 Maddox D12/400
5,319,436 A * 6/1994 Manns B01L 3/5085
250/328
D563,289 S * 3/2008 Pfeiffer D12/163
D568,217 S * 5/2008 Tomatsu D12/163
D617,255 S * 6/2010 Tezak D12/400
8,944,497 B2 * 2/2015 Dryselius B60J 7/02
280/748
9,156,507 B1 * 10/2015 Reed B62D 33/037
D754,039 S * 4/2016 Behmer D12/163
D789,840 S * 6/2017 Curic D12/163
D805,968 S * 12/2017 Piscitelli D12/163

FIG. 1 is a perspective view of a component for vehicle grille showing my new design.
FIG. 2 is a front view thereof.
FIG. 3 is a rear view thereof.
FIG. 4 is a top view thereof.
FIG. 5 is a bottom view thereof.
FIG. 6 is a left side view thereof shown in enlarged scale; and,
FIG. 7 is a right side view thereof.

1 Claim, 6 Drawing Sheets






FIG. 1




FIG. 2




FIG. 3




FIG. 4



FIG. 5




FIG. 7




FIG. 6