



US00D835539S

(12) **United States Design Patent** (10) **Patent No.:** **US D835,539 S**
Hardy (45) **Date of Patent:** **** Dec. 11, 2018**

(54) **RING**
(71) Applicant: **CARTIER INTERNATIONAL AG,**
Steinhausen (CH)
(72) Inventor: **Theodora Hardy,** Conflans Sainte
Honorine (FR)
(73) Assignee: **CARTIER INTERNATIONAL AG,**
Steinhausen (CH)
(**) Term: **15 Years**

D246,579 S * 12/1977 Barr D11/34
D439,863 S * 4/2001 Cabarbaye D11/26
D629,710 S * 12/2010 Fernandez Rives D11/34
D672,266 S * 12/2012 Yurman D11/34
D691,508 S * 10/2013 Fillon D11/26
D780,616 S * 3/2017 Hardy D11/26
D780,617 S * 3/2017 Hardy D11/34
D781,173 S * 3/2017 Hardy D11/34
D781,174 S * 3/2017 Hardy D11/34
D792,801 S * 7/2017 Hardy D11/35
D792,802 S * 7/2017 Hardy D11/35
D798,184 S * 9/2017 Hardy D11/4
D803,087 S * 11/2017 Hardy D11/4
D809,416 S * 2/2018 Hardy D11/34
D809,417 S * 2/2018 Hardy D11/35

(21) Appl. No.: **29/633,270**
(22) Filed: **Jan. 12, 2018**
(51) **LOC (11) Cl.** **11-01**
(52) **U.S. Cl.**
USPC **D11/34**
(58) **Field of Classification Search**
USPC D11/1, 2, 7, 8, 26-39, 40, 41, 42, 91, 92
CPC .. A44C 5/00; A44C 1/00; A44C 7/002; A44C
11/00; A44C 11/007; A44C 23/00; A44C
25/00; A44C 25/001; A44C 25/007; A44C
17/02; A44C 17/0241; A44C 17/0266;
A44C 17/0175; A44C 9/00; A44C
9/0007; A44C 9/0015; A44C 9/0023;
A44C 9/003; A44C 9/0038; A44C
9/0046; A44C 9/0053; A44C 9/0061;
A44C 9/0069; A44C 9/0076; A44C
9/0084; A44C 9/02; A44C 15/001
See application file for complete search history.

(56) **References Cited**
U.S. PATENT DOCUMENTS
D168,769 S * 2/1953 Steiner D11/29
D170,526 S * 10/1953 Del Mas D11/26
D196,870 S * 11/1963 Newman D11/34

OTHER PUBLICATIONS

[Online] "Cactus De Cartier Ring" <http://www.cartier.com/en-us/collections/jewelry/collections/cactus-de-cartier/rings/n4753500-cactus-de-cartier-ring.html>. Retrieved Jul. 18, 2018.*

* cited by examiner

Primary Examiner — Melanie Pellegrini
(74) *Attorney, Agent, or Firm* — Oliff PLC

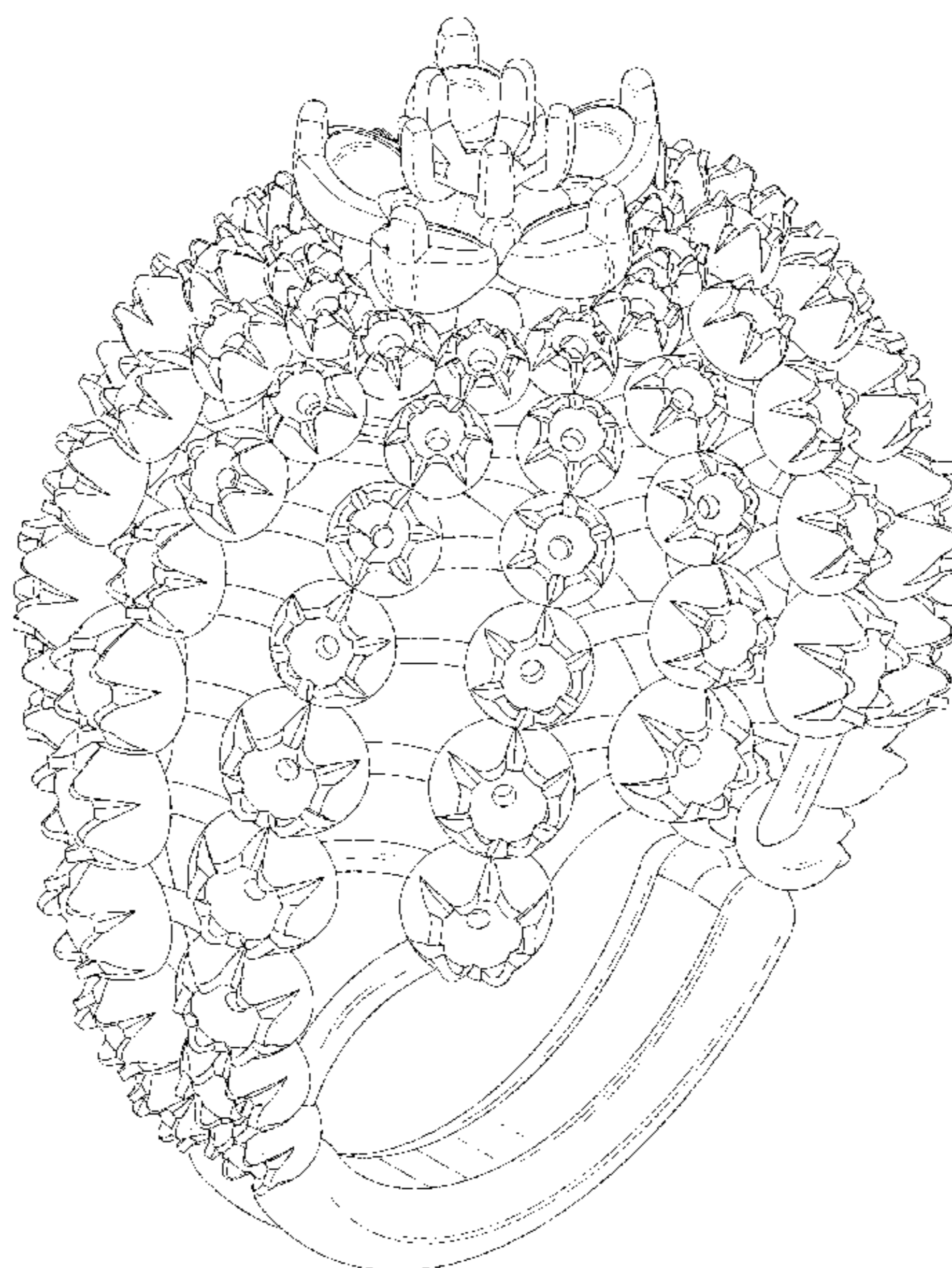
(57) **CLAIM**

The ornamental design for a ring, as shown and described.

DESCRIPTION

FIG. 1 is a front, right-side, top perspective view of a ring;
FIG. 2 is a front elevational view thereof;
FIG. 3 is a top plan view thereof;
FIG. 4 is a left-side elevational view thereof;
FIG. 5 is a right-side elevational view thereof;
FIG. 6 is a rear elevational view thereof;
FIG. 7 is a bottom plan view thereof; and,
FIG. 8 is a rear, left-side, bottom perspective view thereof.

1 Claim, 8 Drawing Sheets



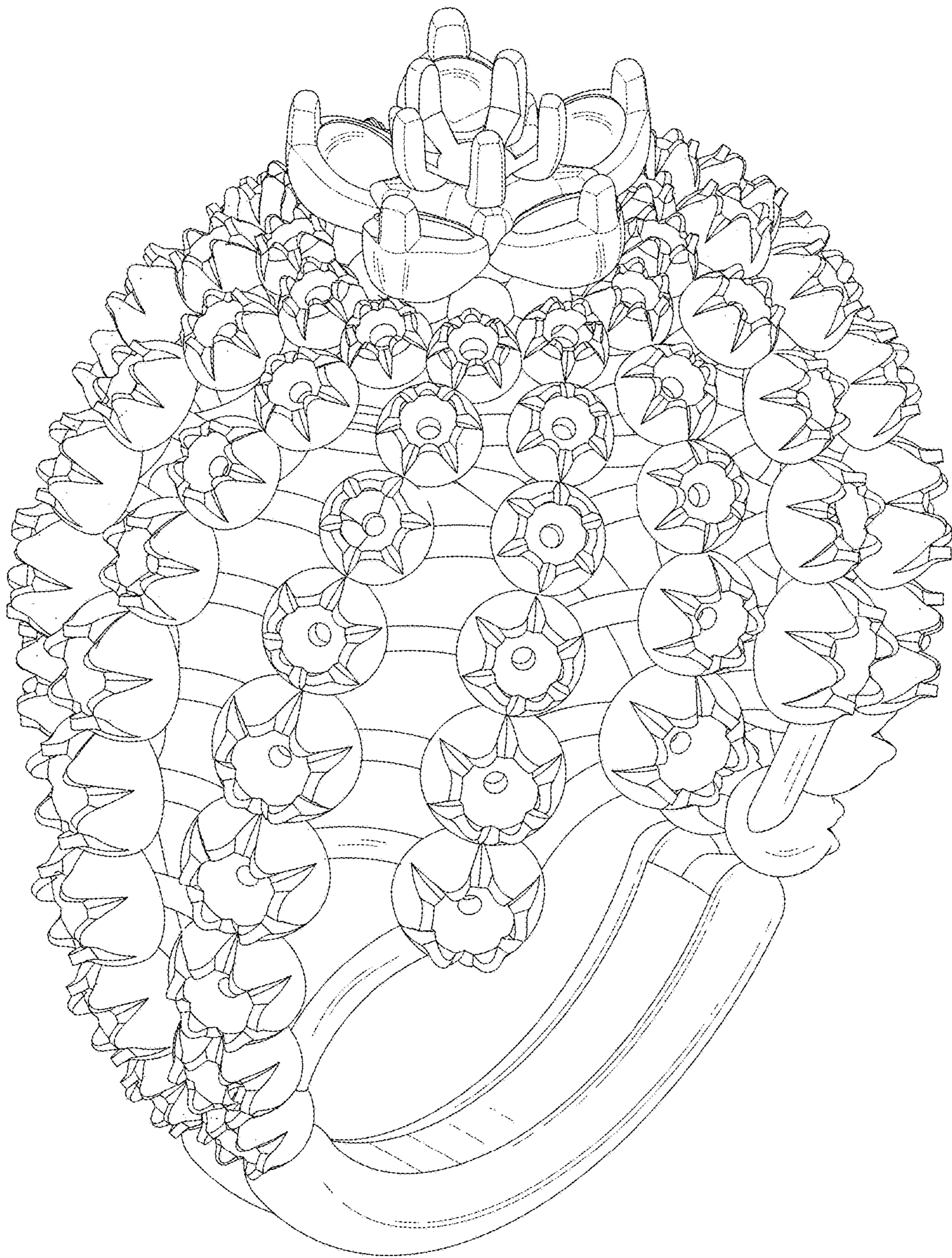


FIG. 1




FIG. 2




FIG. 3

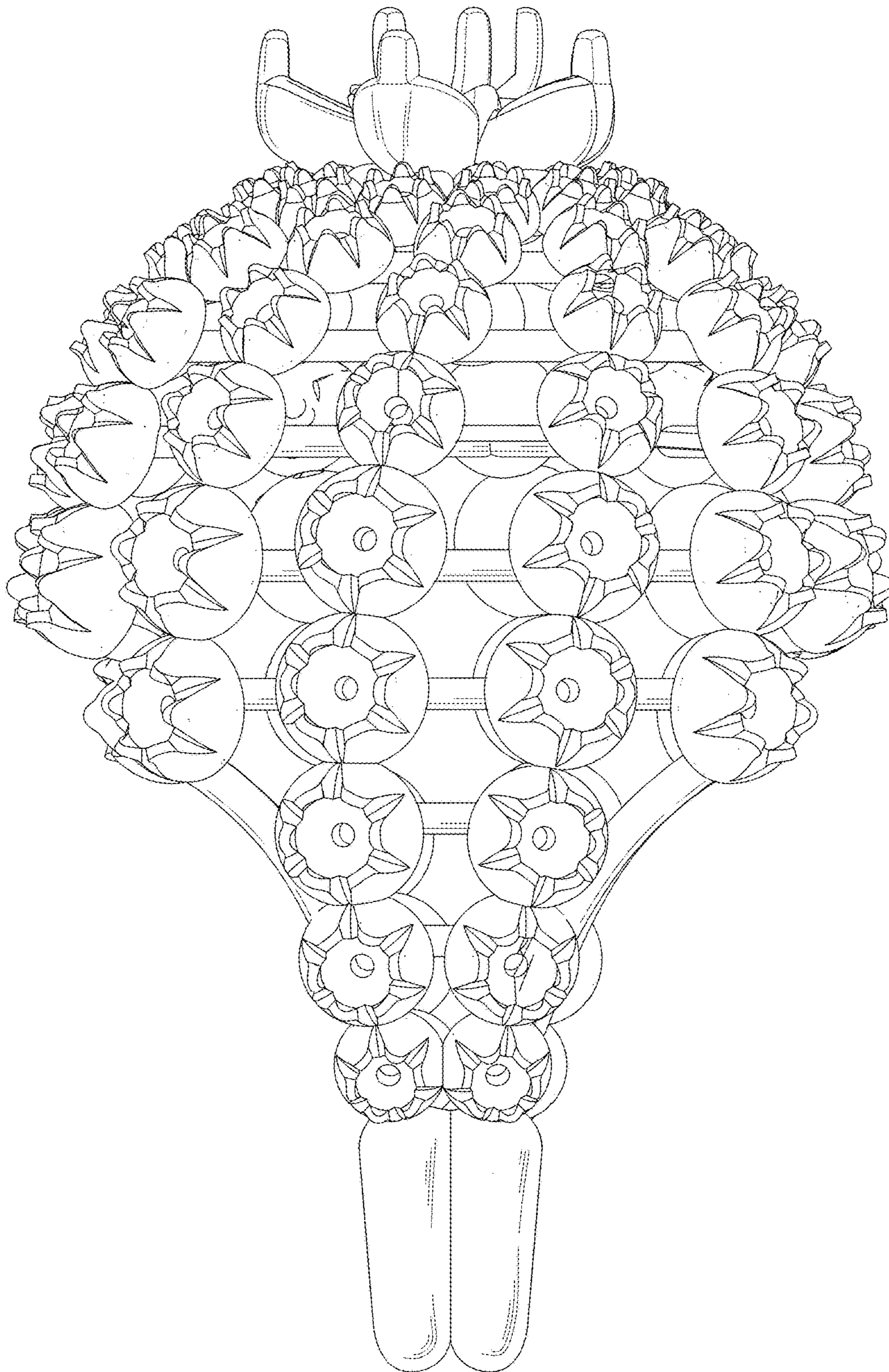


FIG. 4

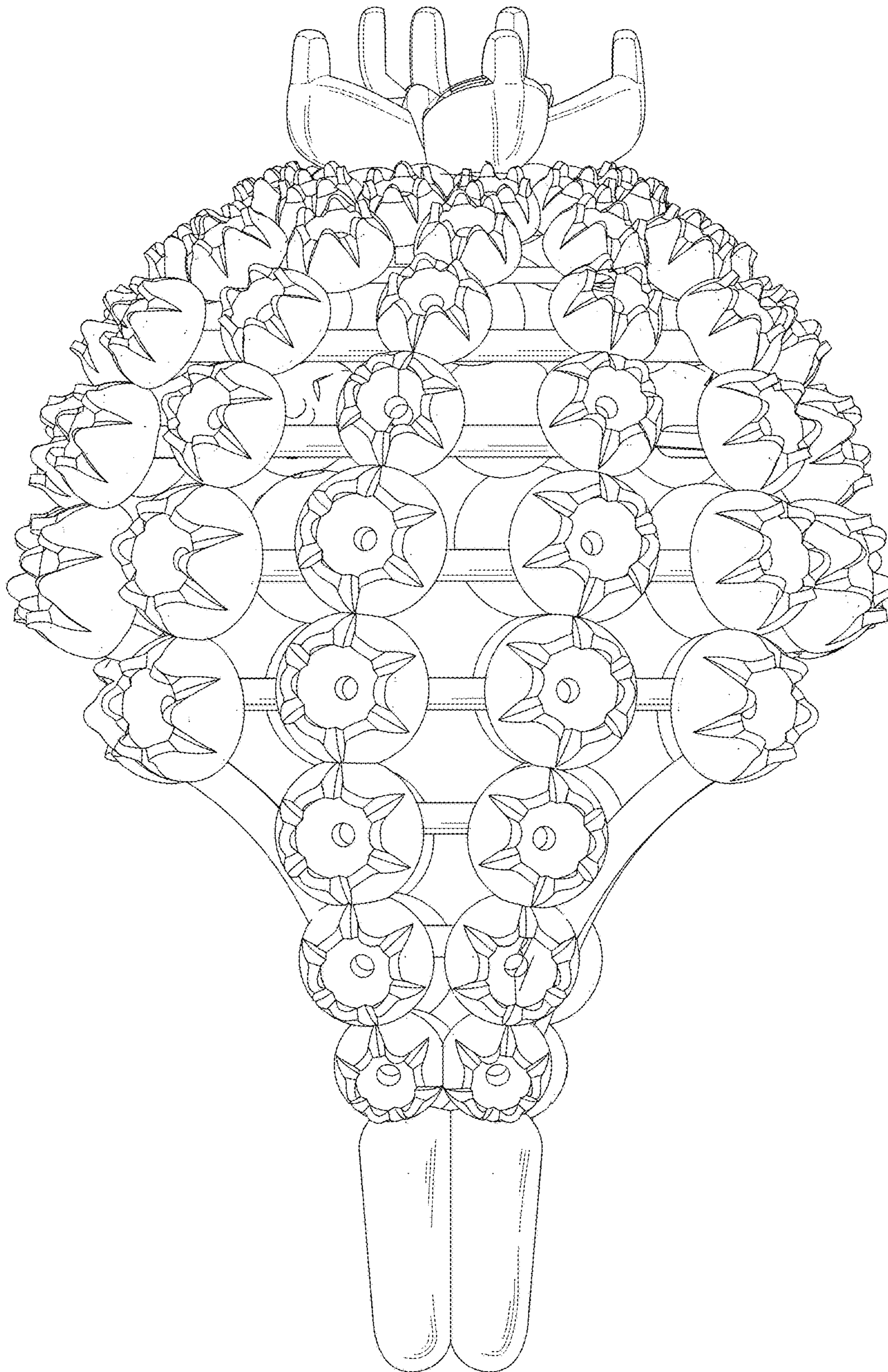


FIG. 5




FIG. 6

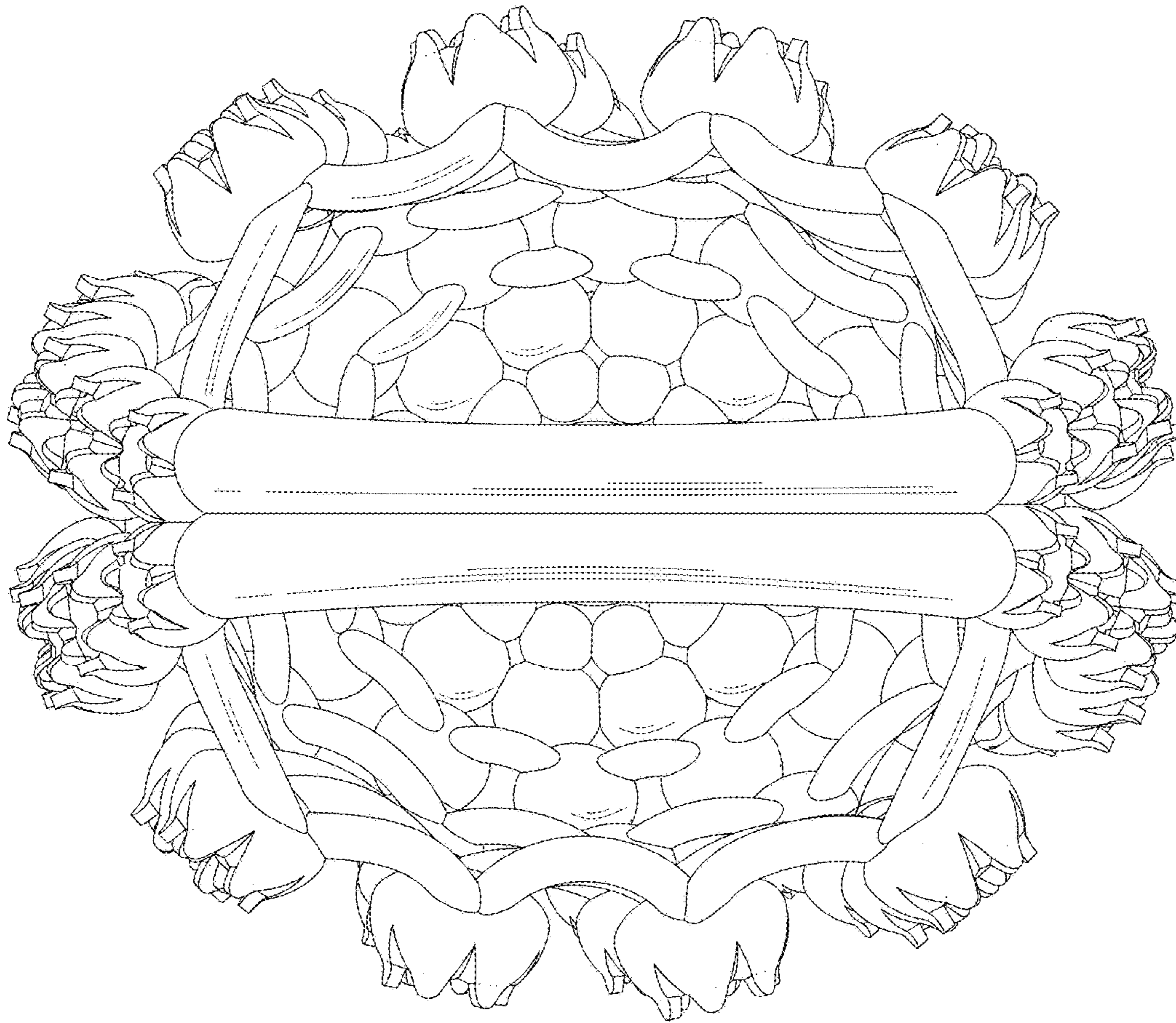


FIG. 7

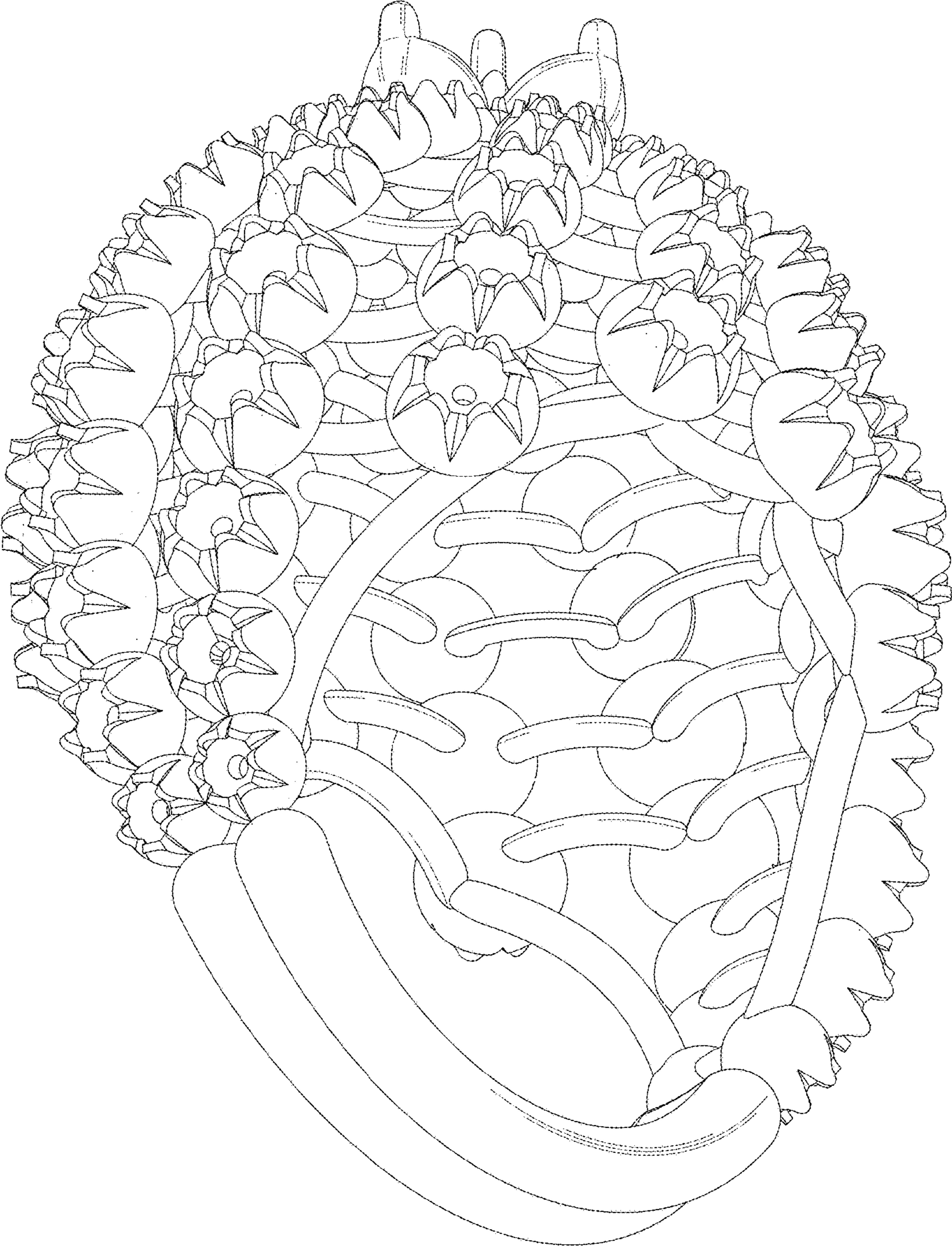


FIG. 8