

US00D835518S

(12) **United States Design Patent**
Ibarra

(10) **Patent No.:** **US D835,518 S**
(45) **Date of Patent:** **** Dec. 11, 2018**

(54) **BAG CLOSURE CONSTRUCTION**

(71) Applicant: **Texas Ice Express, LLC**, McKinney, TX (US)

(72) Inventor: **Ramon Ibarra**, Lewisville, TX (US)

(73) Assignee: **Texas Ice Express, LLC**, McKinney, TX (US)

(**) Term: **15 Years**

(21) Appl. No.: **29/616,845**

(22) Filed: **Sep. 8, 2017**

Related U.S. Application Data

(63) Continuation of application No. 13/848,861, filed on Mar. 22, 2013.

(51) **LOC (11) Cl.** **09-05**

(52) **U.S. Cl.**
USPC **D9/705**

(58) **Field of Classification Search**

USPC D9/702-714, 720-722, 424, 430-433, D9/414, 418, 444; 383/26, 119, 127, 33, 383/71-75, 103; 229/87.06, 87.08, 87.01, 229/92.1; 222/92, 107, 215; 220/495.03, 220/495.01; D3/303, 201; 428/35.2, 79, 428/199, 542.6; 434/162; 402/79; D5/57-61, 99; 281/2, 3.1, 5, 38, 51; 283/117, 62, 74, 93, 103, 115; D19/1-10, 100
CPC B65D 33/02; B65D 33/24; B65D 33/01; B65D 81/00; B65D 81/03; B65D 81/2084; B65D 81/34; B65D 81/3461; A47J 36/027

See application file for complete search history.

(56) **References Cited**

U.S. PATENT DOCUMENTS

3,186,626 A * 6/1965 Shvetz B65D 33/165 383/37

3,217,971 A * 11/1965 Shvetz B65D 33/165 24/30.5 T

3,441,198 A * 4/1969 Ericson B65D 31/00 383/121
3,716,182 A * 2/1973 Korn B65D 33/165 383/62
3,774,838 A * 11/1973 Christie B65D 33/1608 383/62
3,865,303 A * 2/1975 Korn B65D 33/28 383/62
4,139,186 A 2/1979 Postema et al.
4,345,712 A 8/1982 Gim
(Continued)

FOREIGN PATENT DOCUMENTS

GB 1366440 A 9/1974
GB 1370968 A 10/1974

(Continued)

Primary Examiner — Abraham Bahta

(74) *Attorney, Agent, or Firm* — Winstead PC

(57) **CLAIM**

The ornamental design for a bag closure construction, as shown and described.

DESCRIPTION

FIG. 1 is a front view of a bag closure construction showing in-tact perforations in accordance with the design;

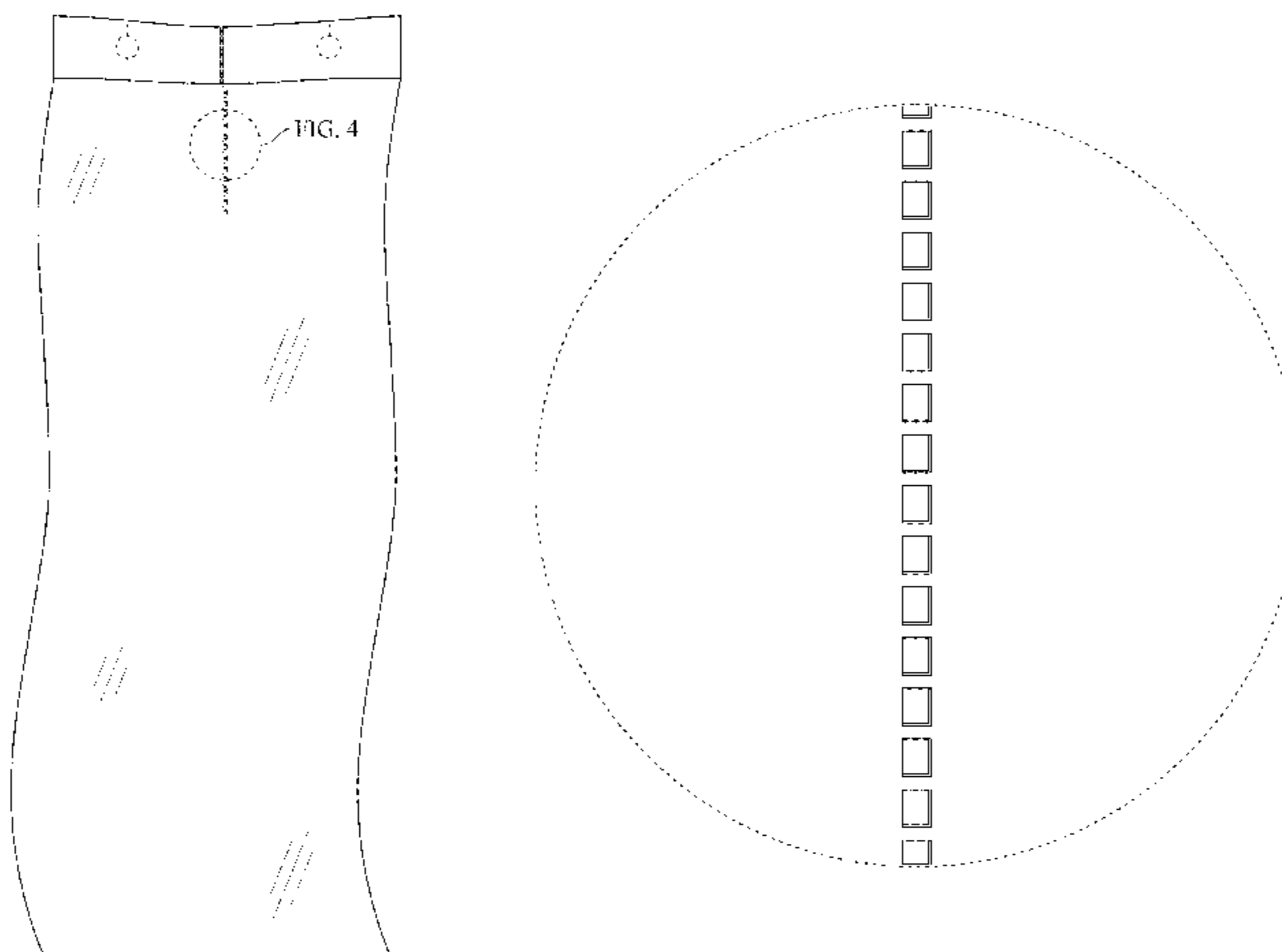
FIG. 2 is a rear view thereof;

FIG. 3 is a front view thereof showing torn perforations; and,

FIG. 4 is an enlarged view of the perforations shown in FIG. 1.

The bag closure construction is of no appreciable thickness and the opposite side thereof is symmetric with the shown front view. Boxes (□) are understood to represent perforations. The broken lines present form no part of the claimed design.

1 Claim, 4 Drawing Sheets



(56)

References Cited

U.S. PATENT DOCUMENTS

4,813,792	A	3/1989	Belmont et al.
4,890,736	A	1/1990	Johannes
5,568,979	A	10/1996	Fifer et al.
5,720,557	A	2/1998	Simonsen
6,435,350	B1	8/2002	Huang et al.
7,192,190	B2	3/2007	Jung
7,950,851	B2	5/2011	Taheri
8,282,280	B2	10/2012	Germanow et al.
8,550,716	B2	10/2013	Smith et al.
2003/0053720	A1	3/2003	Smith et al.
2006/0202006	A1	9/2006	Hou
2008/0226201	A1	9/2008	Diep

FOREIGN PATENT DOCUMENTS

GB	2208843	A	4/1989
JP	02085159		3/1990
JP	09267847		10/1997
WO	WO-9638290	A1	12/1996
WO	WO-0140068	A1	6/2001
WO	WO-2006056784	A1	6/2006

* cited by examiner

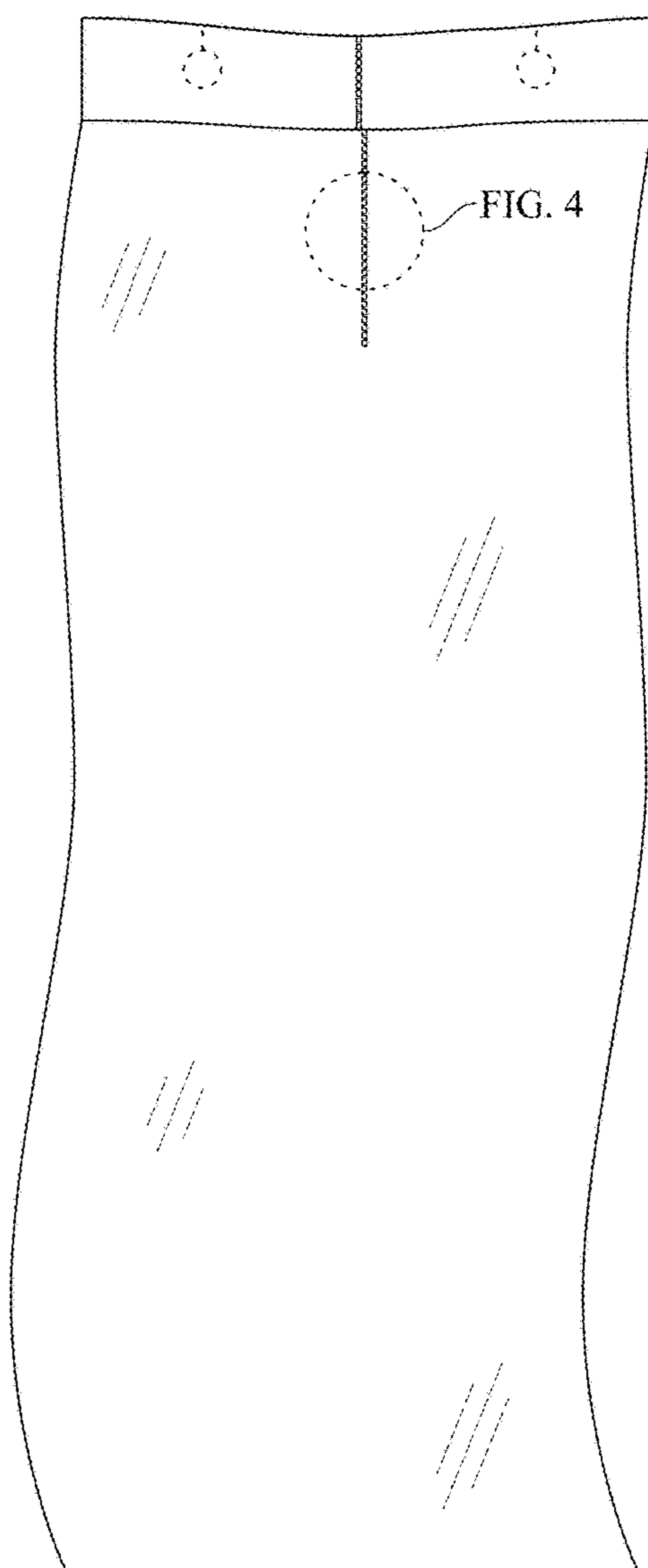


FIG. 1

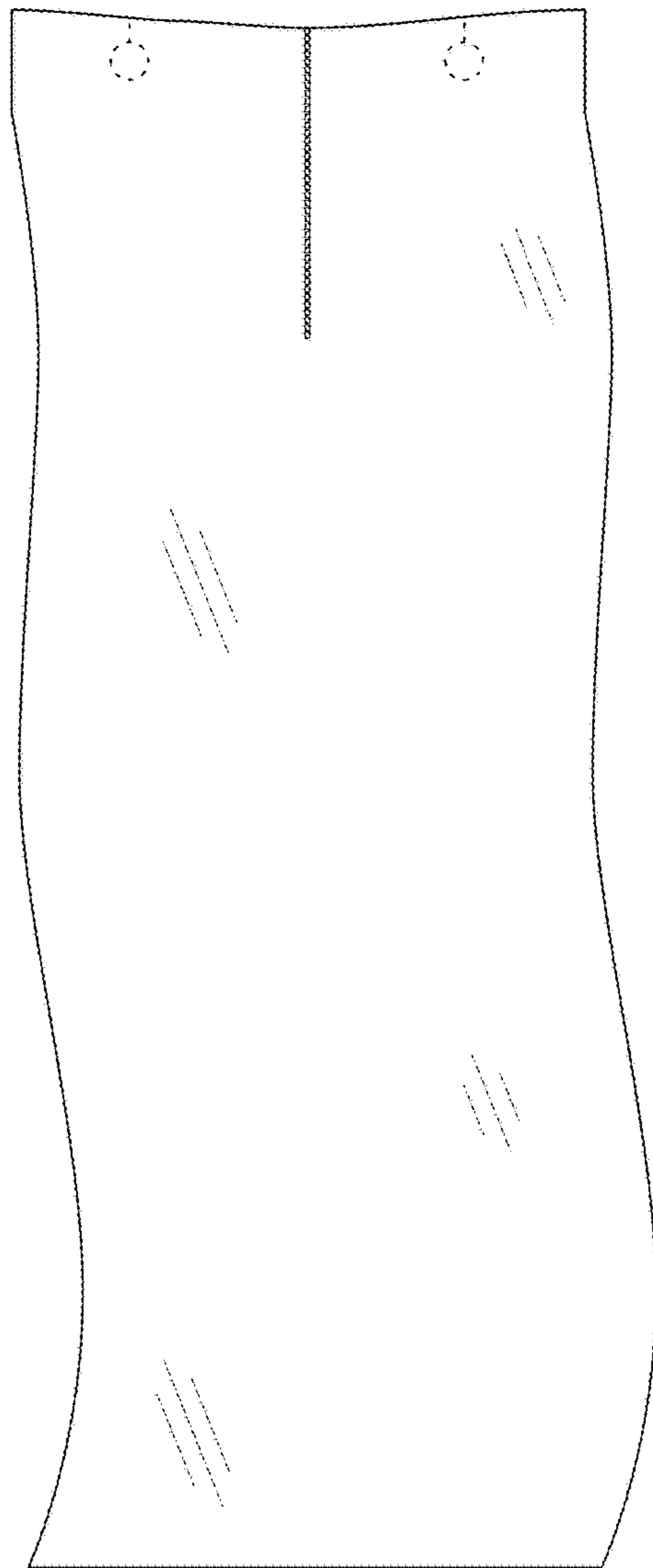


FIG. 2

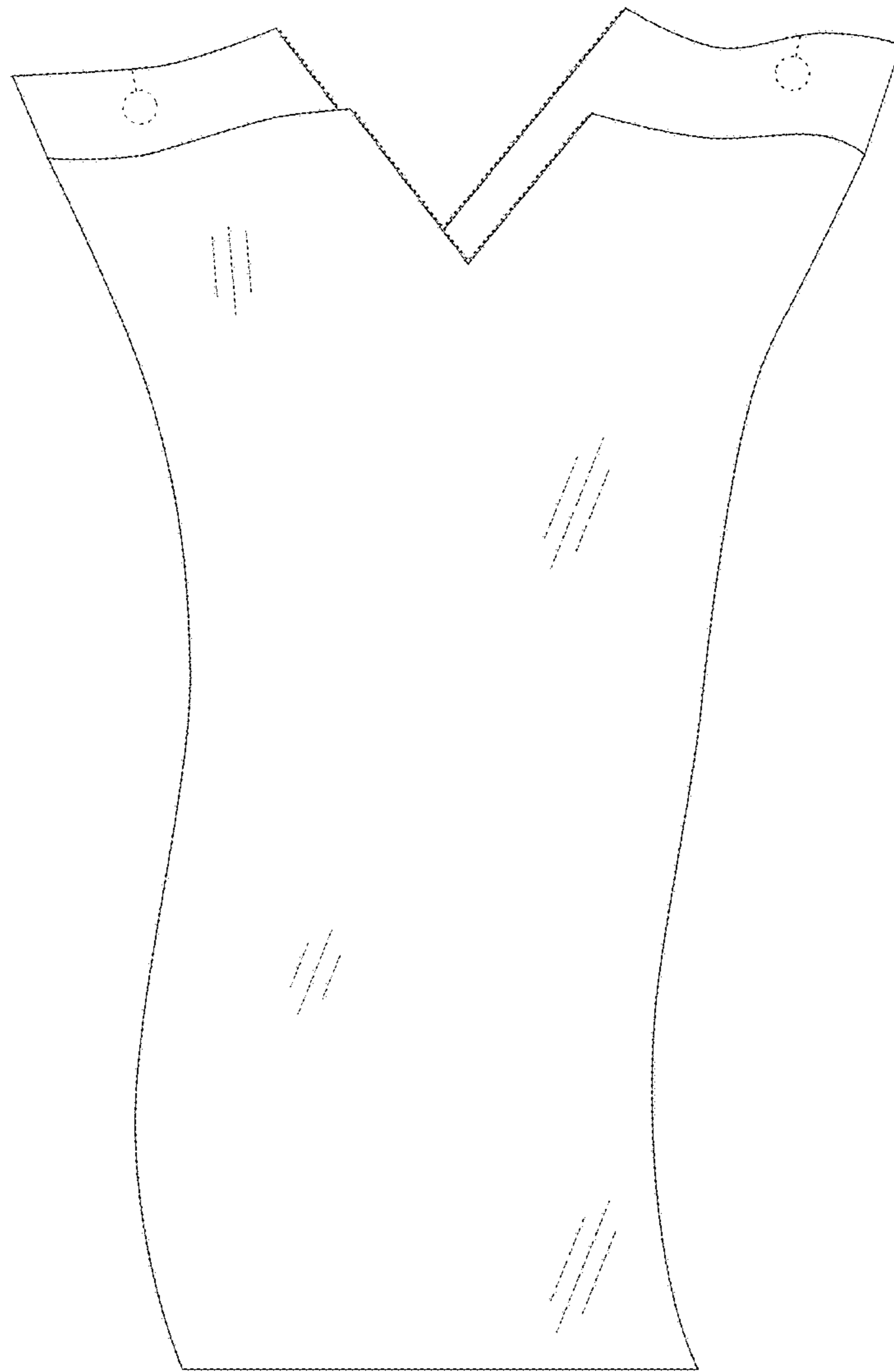


FIG. 3

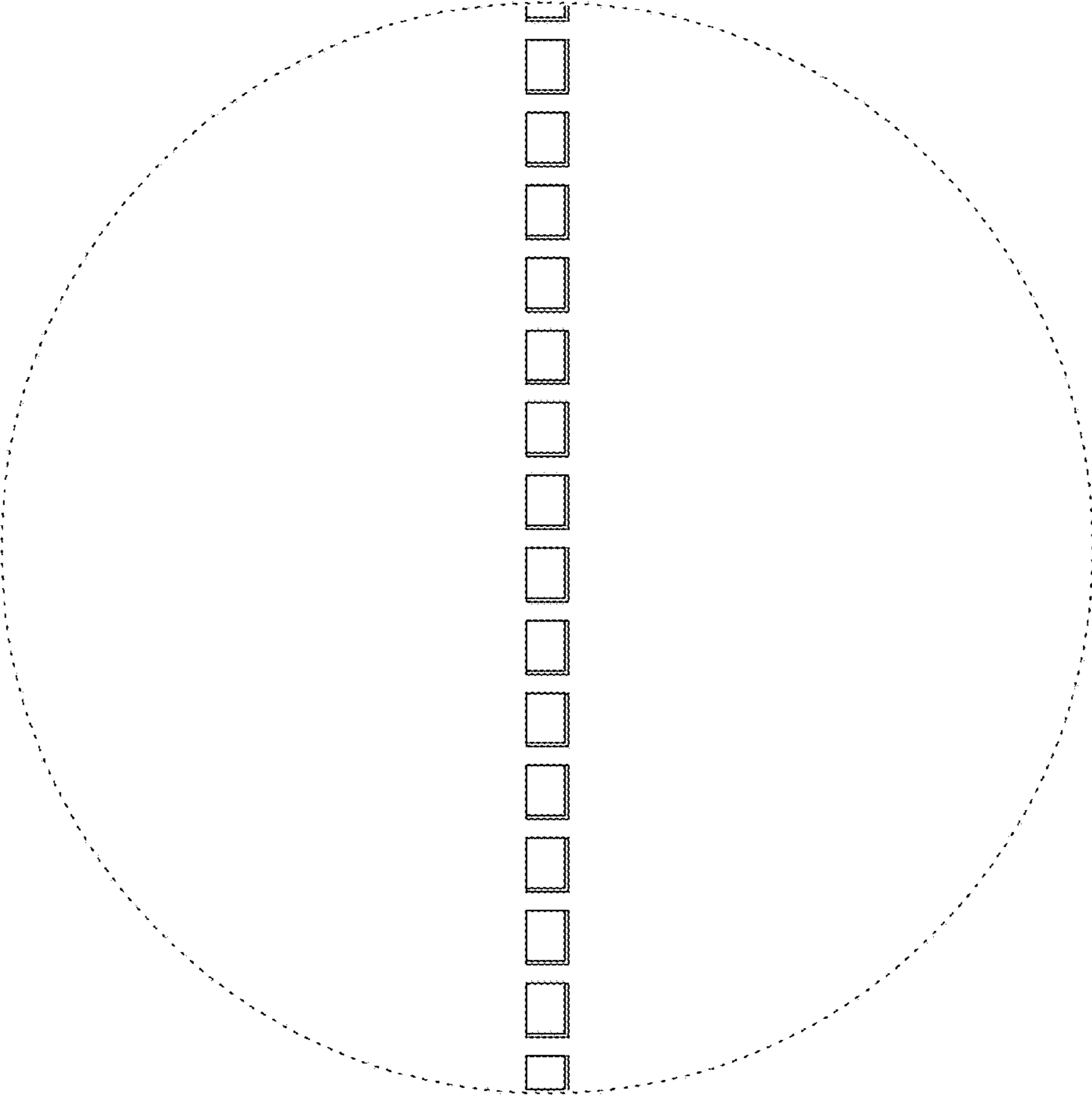


FIG. 4