



US00D835498S

(12) **United States Design Patent** (10) **Patent No.:** **US D835,498 S**
Rassat (45) **Date of Patent:** **** Dec. 11, 2018**

- (54) **RAIL MOUNT FOR A TABLE TOP**
- (71) Applicant: **Attiture LLC**, Minneapolis, MN (US)
- (72) Inventor: **David F. Rassat**, Minneapolis, MN (US)
- (73) Assignee: **Attiture LLC**, Minneapolis, MN (US)
- (**) Term: **15 Years**
- (21) Appl. No.: **29/602,867**
- (22) Filed: **May 4, 2017**
- (51) **LOC (11) Cl.** **08-05**
- (52) **U.S. Cl.**
USPC **D8/381**
- (58) **Field of Classification Search**
USPC D08/353, 356, 363, 366, 371, 373, 380,
D08/381; D13/154; D14/140.6, 452;
D24/127, 128, 234; D25/119, 120, 121
CPC A47B 87/00; A47B 96/02; A47B 96/06;
A47B 57/06; A47B 87/005; A47B 57/34;
A47B 96/021; A47B 96/061; B63B
22/00; F16B 37/02; F21V 21/02; F21S
8/00; G10K 1/26; G10K 1/28; G10K
9/22; H02G 1/00
See application file for complete search history.

(56) **References Cited**

U.S. PATENT DOCUMENTS

- D223,082 S * 3/1972 Fromm D8/354
- D289,972 S * 5/1987 Fogelman D8/367
- D314,329 S * 2/1991 Kemp D8/381
- D470,395 S * 2/2003 Valiulis D8/354
- 6,573,449 B2* 6/2003 Vrame H02G 3/123
174/58
- 6,590,155 B2* 7/2003 Vrame H02G 3/123
174/50
- D575,631 S * 8/2008 Huang D8/354
- D612,226 S * 3/2010 Dinh D8/356

- 8,308,324 B2* 11/2012 Van Horn F21S 2/005
362/427
 - D715,627 S * 10/2014 Pan D8/371
 - D729,043 S * 5/2015 Poppell D8/354
- (Continued)

OTHER PUBLICATIONS

Cisco ASR1001 19" Rack Mount Kit, posted May 22, 2015, [retrieved Apr. 26, 2018]. Retrieved from Internet, <URL: <https://www.cablesandkits.com/accessories/routing/rack-mount-kits/cisco-asr/asr1001-ac/pro-8063/>>.*

(Continued)

Primary Examiner — Barbara Fox
Assistant Examiner — Kristin E Reed
(74) *Attorney, Agent, or Firm* — Leydig, Voit & Mayer, Ltd.

(57) **CLAIM**

The ornamental design for a rail mount for a table top, as shown and described.

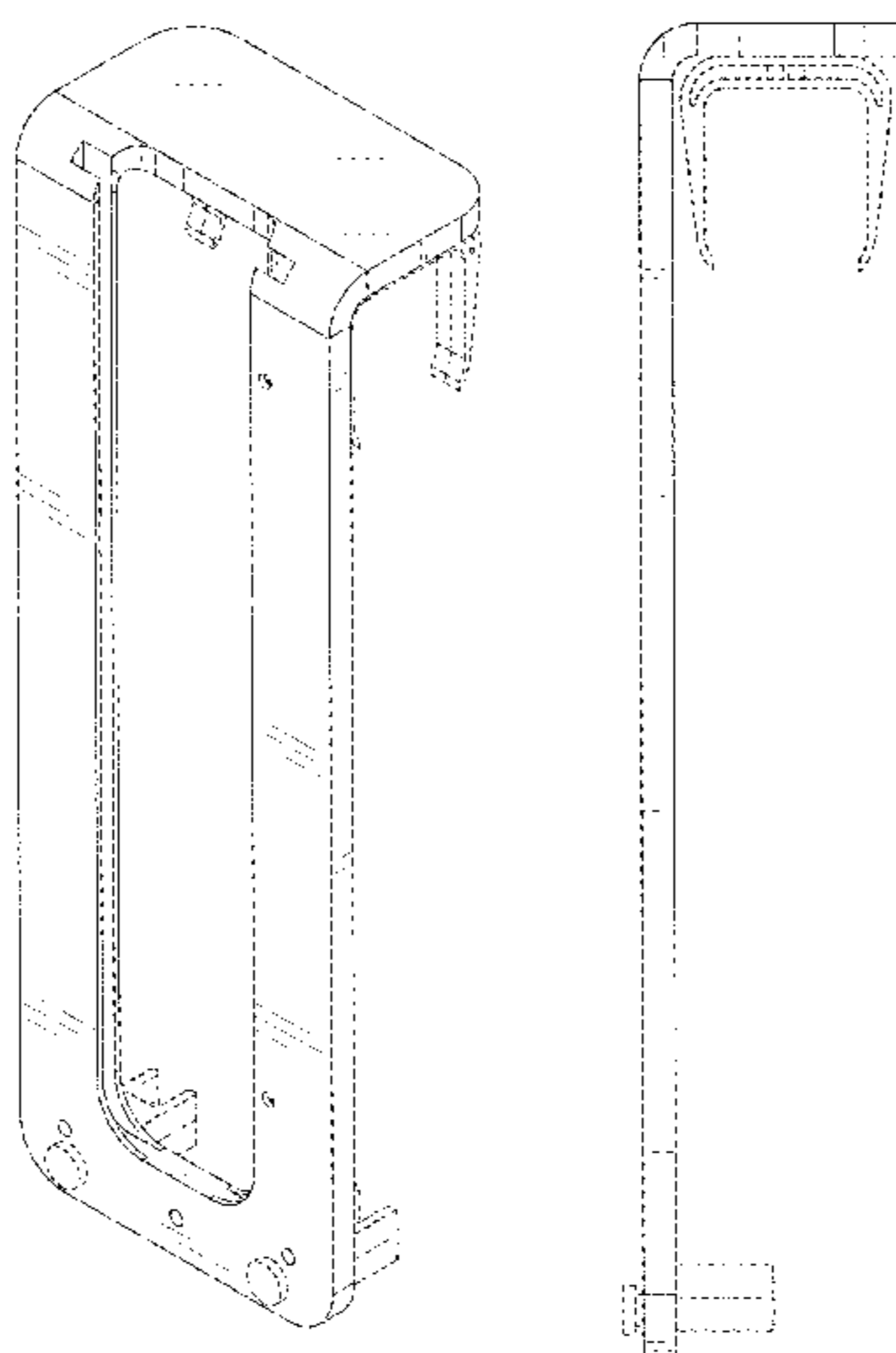
DESCRIPTION

This application is related to U.S. Design Patent application Ser. No. 29/602,869, filed May 4, 2017, entitled "Arm Bracket For Table Mount," and U.S. Design Patent application Ser. No. 29/602,871, filed May 4, 2017, entitled "Mounting Bracket," the entire disclosures of which are incorporated herein by reference.

FIG. 1 is a front, right side and top perspective view of a rail mount for a table top showing my new design;
FIG. 2 is a left side view thereof;
FIG. 3 is a right side view thereof;
FIG. 4 is a front elevation view thereof;
FIG. 5 is a rear elevation view thereof;
FIG. 6 is a top plan view thereof; and,
FIG. 7 is a bottom plan view thereof.

The broken lines in the figures depict portions of a rail mount for a table top that form no part of the claimed design.

1 Claim, 4 Drawing Sheets



(56)

References Cited

U.S. PATENT DOCUMENTS

D763,062 S * 8/2016 Tatem D14/239
D811,200 S * 2/2018 Gupta D8/354

OTHER PUBLICATIONS

Cisco ACS-4330-RM-19 4000 Series ISR 19-Inch Rackmount Kit for 4330 Router, posted unknown, [retrieved Apr. 26, 2018]. Retrieved from Internet, <URL: <https://www.networktigers.com/collections/cisco-routers-4400-series-isr/products/cisco-acs-4330-rm-19/4000-series-isr-19-inch-rackmount-kit-for-4330-router> >.*

Cisco C4900 Rack Mount Kit, posted unknown, [retrieved Apr. 26, 2018]. Retrieved from Internet, <URL: <https://www.ineditparts.com/Cisco-C4900-Rack-Mount-Kit-p/inp378.htm> >.*

Smallrig Sony PXW-FS7 Battery L-Bracket 1792, posted unknown, [retrieved Apr. 26, 2018]. Retrieved from Internet, <URL: <https://hdvideoshop.com/en/2785-smallrig-sony-pxw-fs7-battery-l-bracket-1792.html> >.*

* cited by examiner

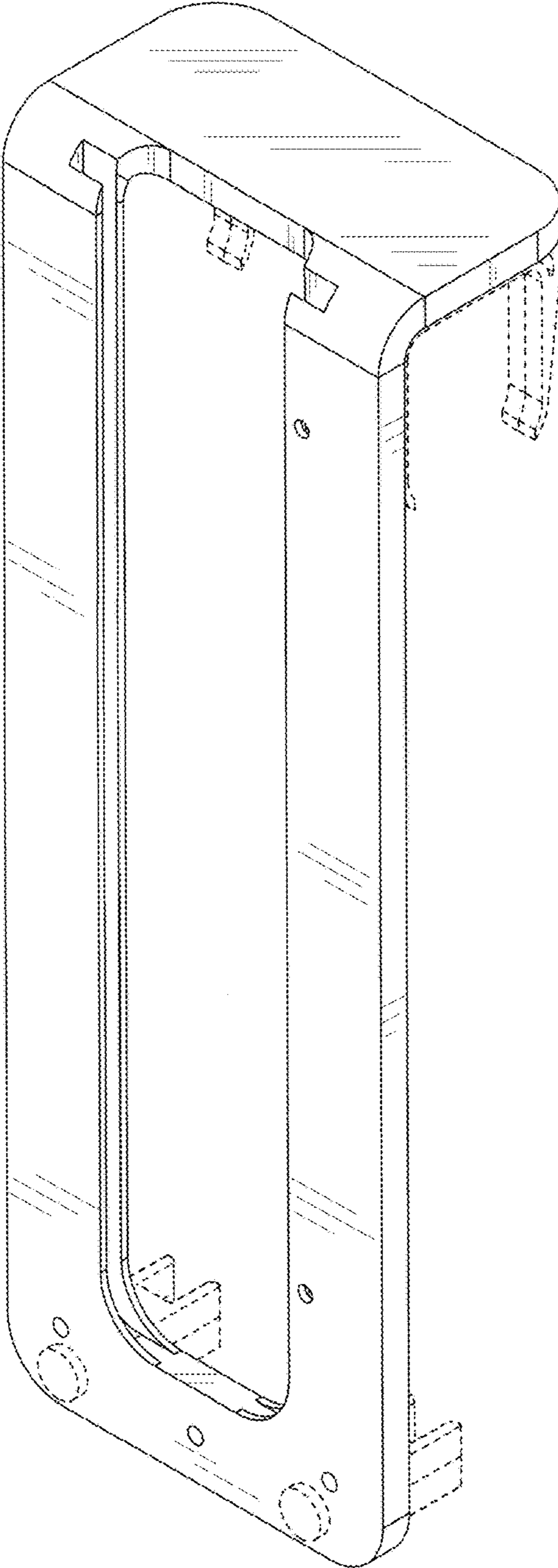


FIG. 1




FIG. 2




FIG. 3




FIG. 4

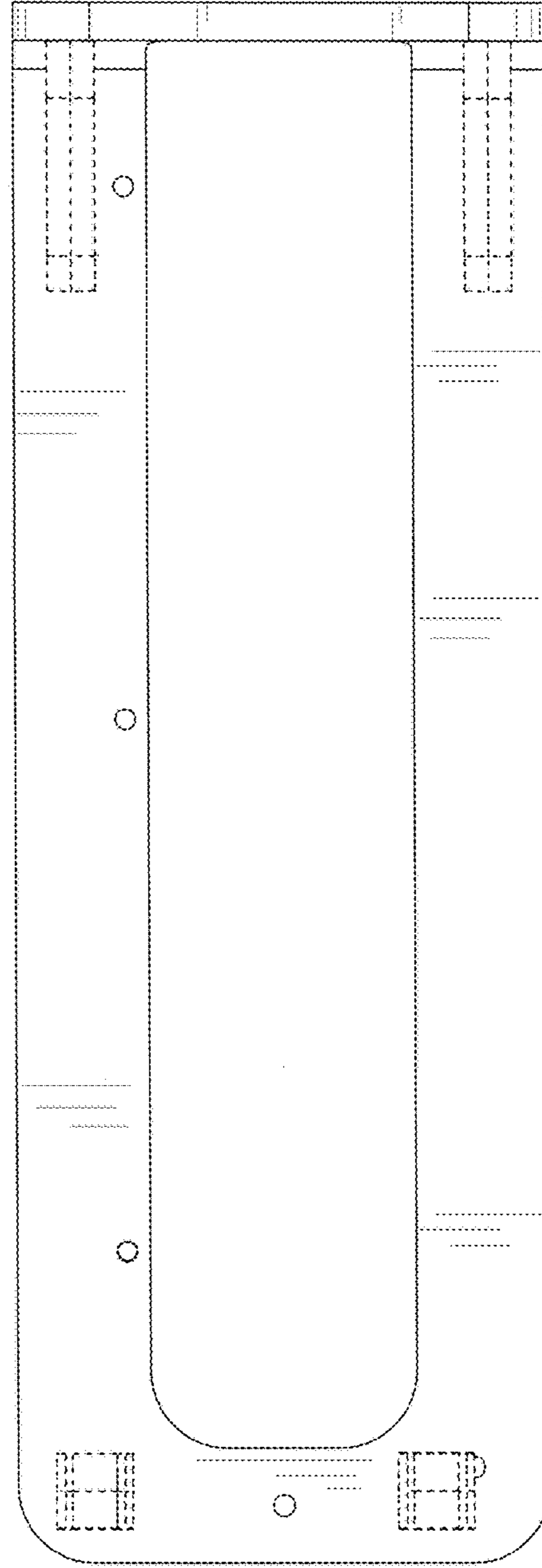


FIG. 5

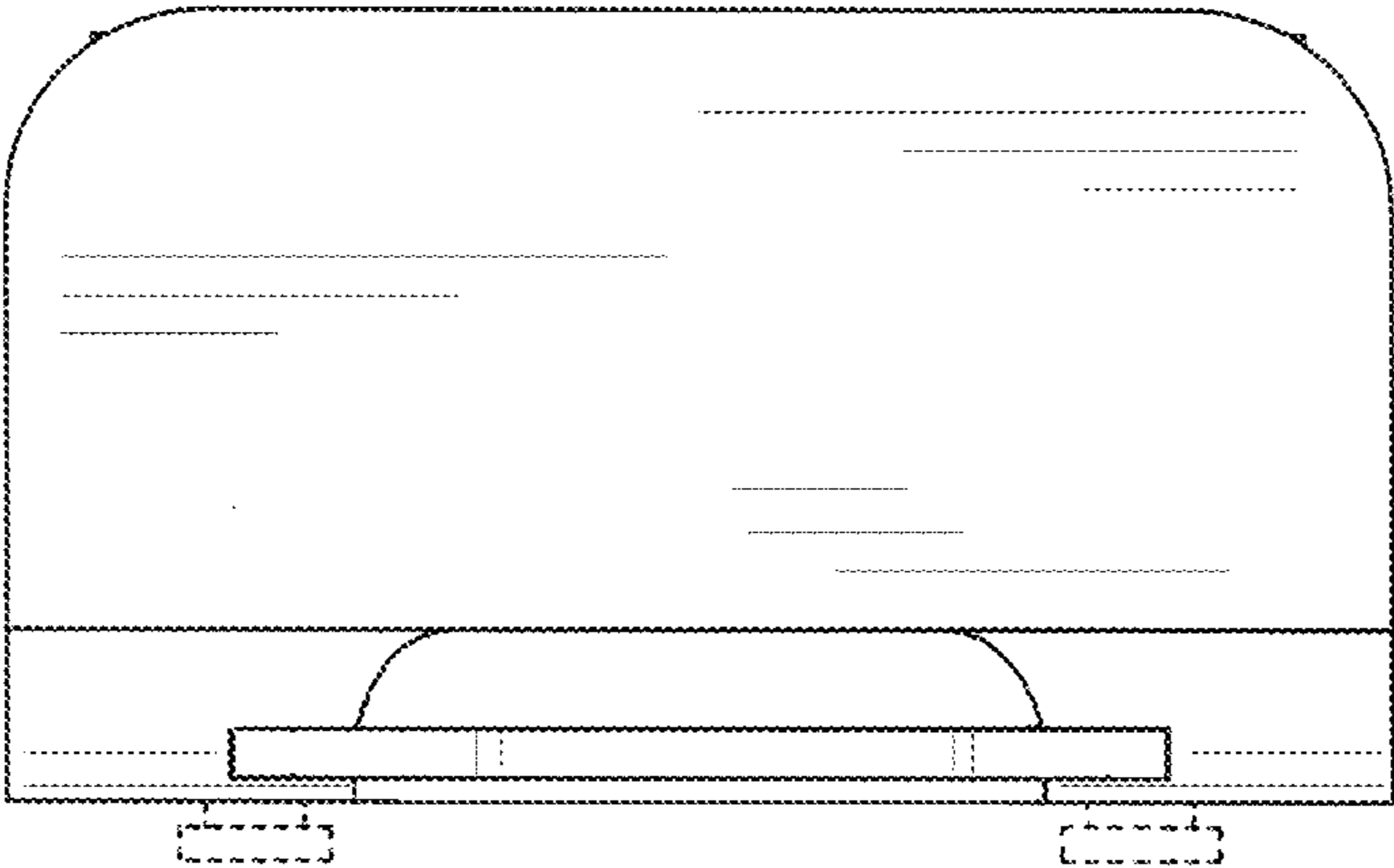


FIG. 6

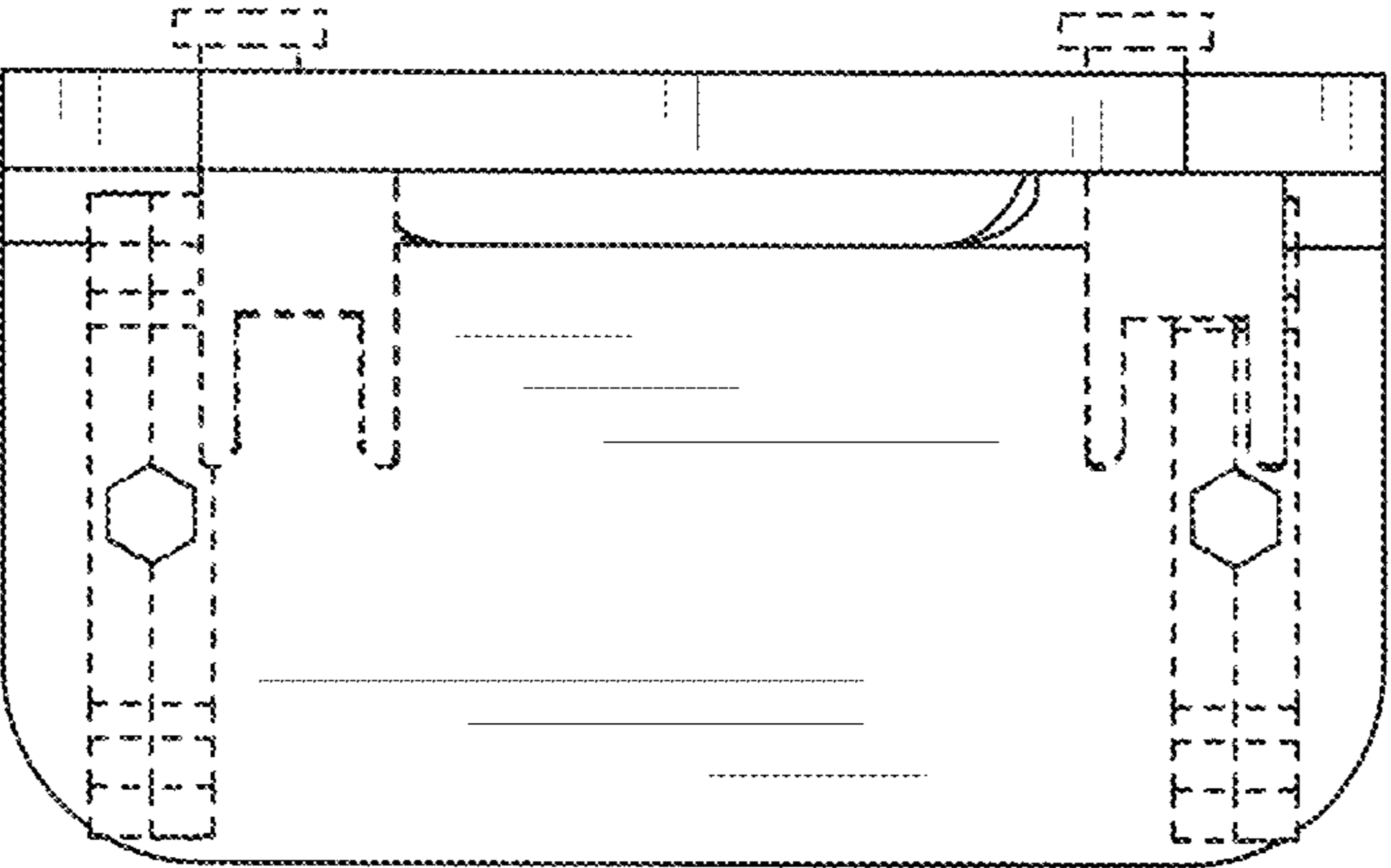


FIG. 7