



US00D835488S

(12) **United States Design Patent**
Hung

(10) **Patent No.:** **US D835,488 S**

(45) **Date of Patent:** **** Dec. 11, 2018**

(54) **HAMMER**

(71) Applicant: **Lu Kang Hand Tools Industrial Co., Ltd.**, Chungwa Hsien (TW)

(72) Inventor: **Yi-Kung Hung**, Chungwa Hsien (TW)

(73) Assignee: **Lu Kang Hand Tools Industrial Co., Ltd.**, Chungwa Hsien (TW)

(**) Term: **15 Years**

(21) Appl. No.: **29/575,943**

(22) Filed: **Aug. 30, 2016**

Related U.S. Application Data

(63) Continuation-in-part of application No. 29/537,259, filed on Aug. 24, 2015.

(51) **LOC (11) Cl.** **08-02**

(52) **U.S. Cl.**
USPC **D8/79**

(58) **Field of Classification Search**
USPC D8/75, 76, 77, 78, 79, 80, 81
CPC ... B25G 1/00; B25G 1/01; B25G 1/02; B25D 1/00; B25D 1/10; B25D 1/02; B25D 1/04; D25F 1/00; D25F 1/006
See application file for complete search history.

(56) **References Cited**

U.S. PATENT DOCUMENTS

D325,863 S * 5/1992 Chen D8/75
5,988,020 A * 11/1999 Johnson B25D 1/06
81/23
D431,988 S * 10/2000 Staton D8/75

D452,126 S * 12/2001 Hung D8/75
D470,380 S * 2/2003 Huang D8/75
D478,266 S * 8/2003 Chen D8/78
D503,605 S * 4/2005 Hung D8/78
D600,523 S * 9/2009 Adams D8/75
D603,675 S * 11/2009 Chen D8/78
7,874,231 B2 * 1/2011 Hanlon B25D 1/06
81/22
D747,943 S * 1/2016 Hung D8/75
D777,549 S * 1/2017 Hung D8/78
D781,123 S * 3/2017 Chen D8/78

* cited by examiner

Primary Examiner — Philip S Hyder

(74) *Attorney, Agent, or Firm* — C. G. Mersereau; Nikolai & Mersereau, P.A.

(57) **CLAIM**

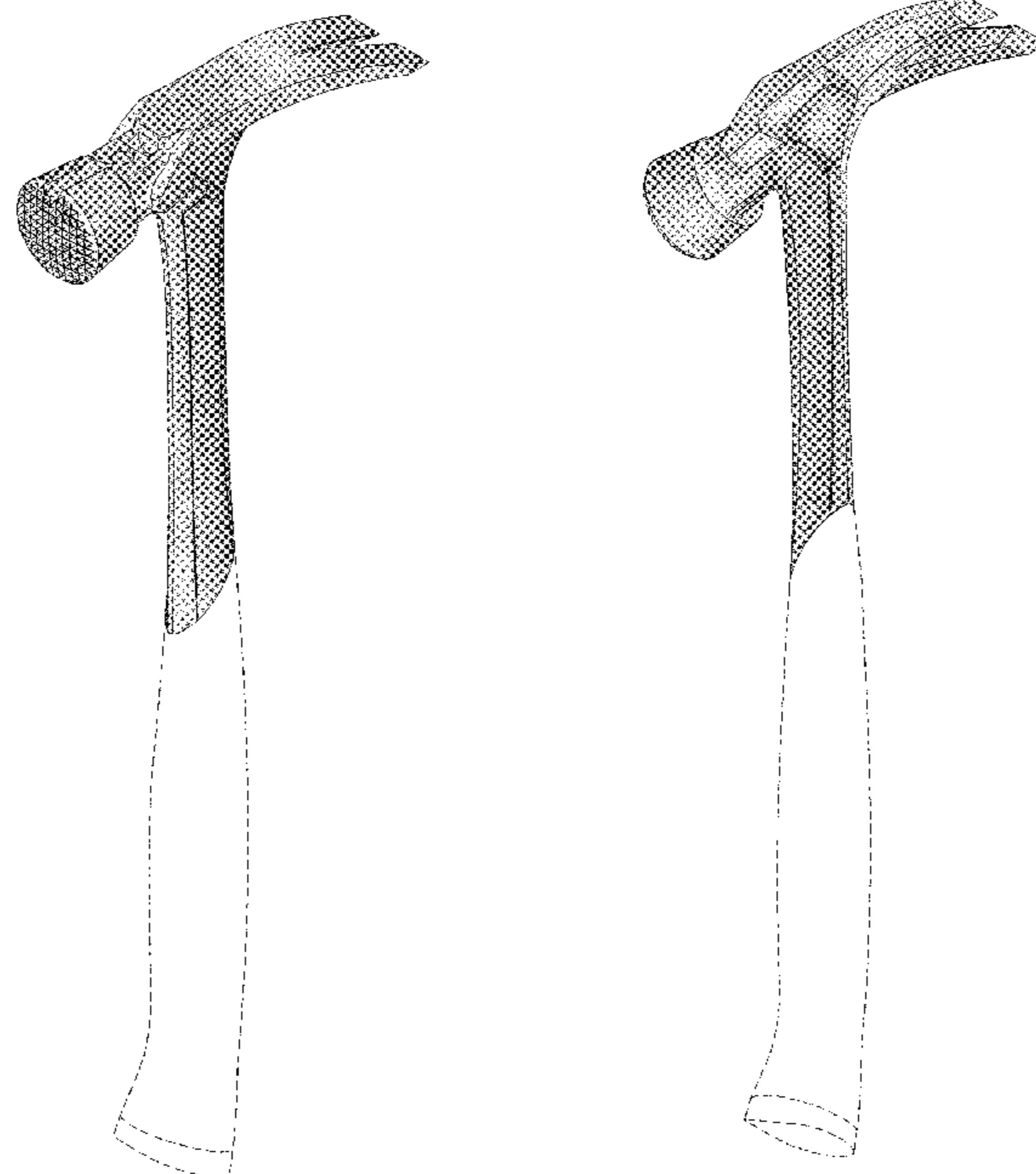
The ornamental design for a hammer, as shown and described.

DESCRIPTION

FIG. 1 is a perspective view of a hammer, showing my new design;
FIG. 2 is another perspective view thereof;
FIG. 3 is a front view thereof;
FIG. 4 is a rear view thereof;
FIG. 5 is a left side view thereof;
FIG. 6 is a right side view thereof;
FIG. 7 is a top view thereof; and,
FIG. 8 is a bottom view thereof.

The broken lines depict portions of the hammer in which the design is embodied that are not considered part of the claimed design.

1 Claim, 8 Drawing Sheets



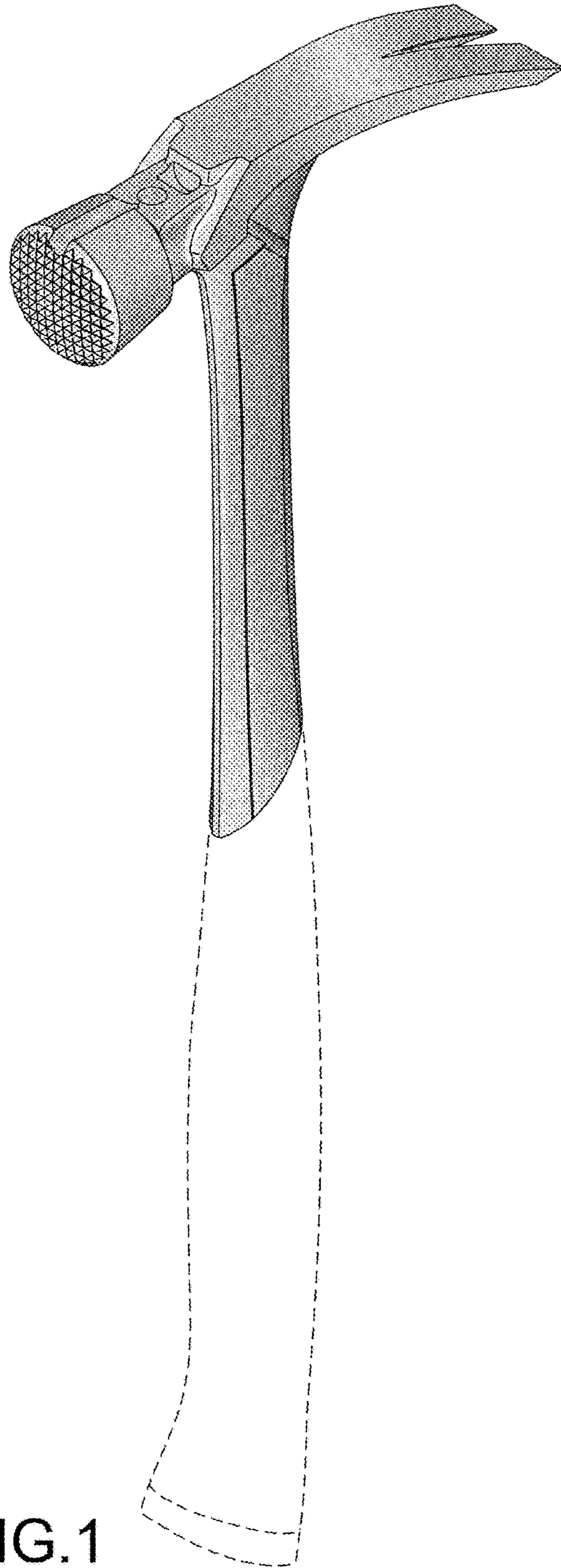


FIG. 1

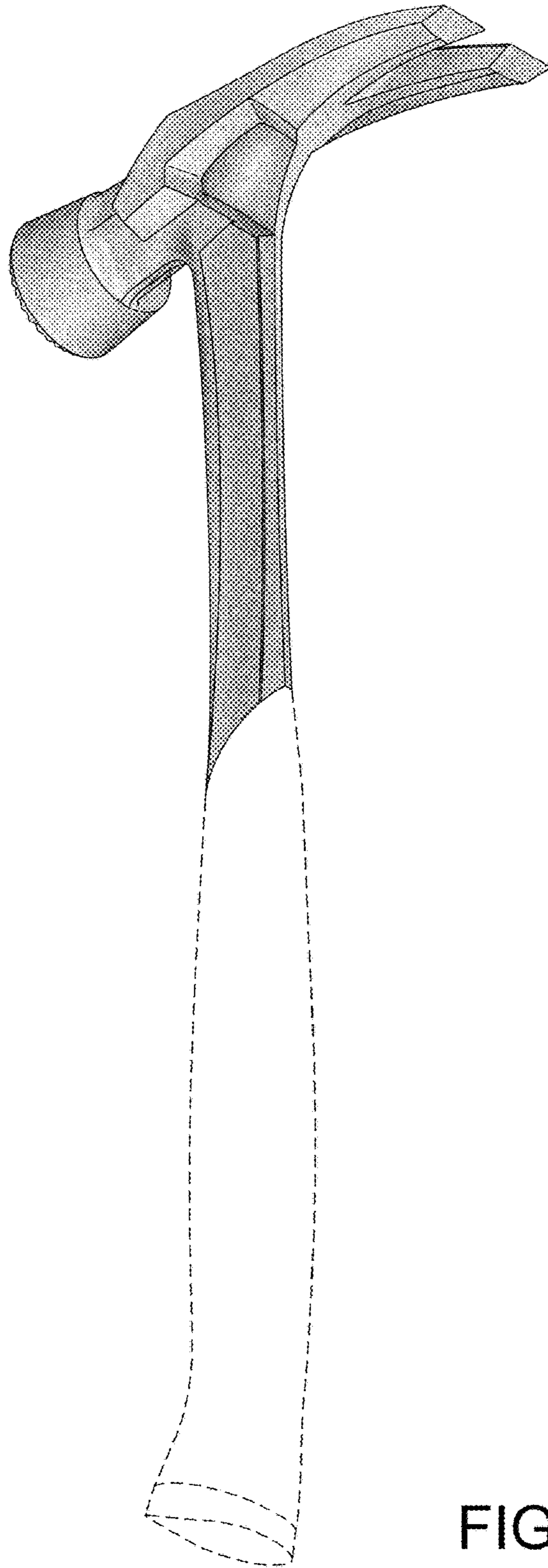


FIG.2

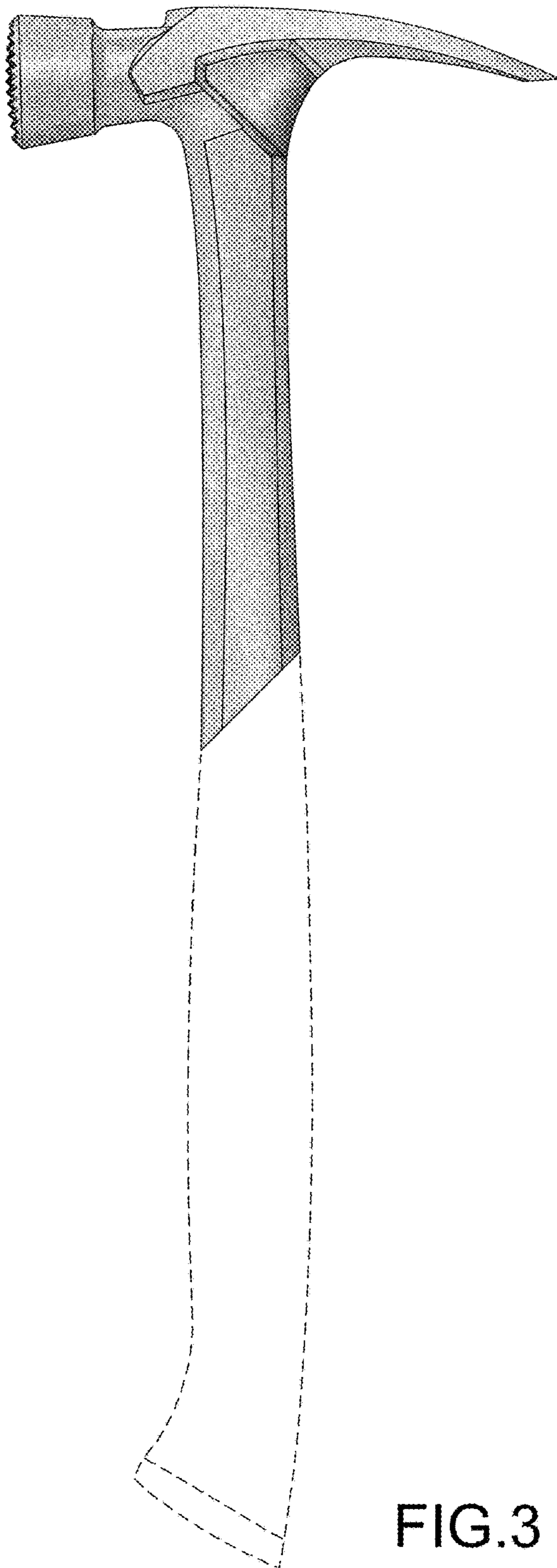


FIG.3

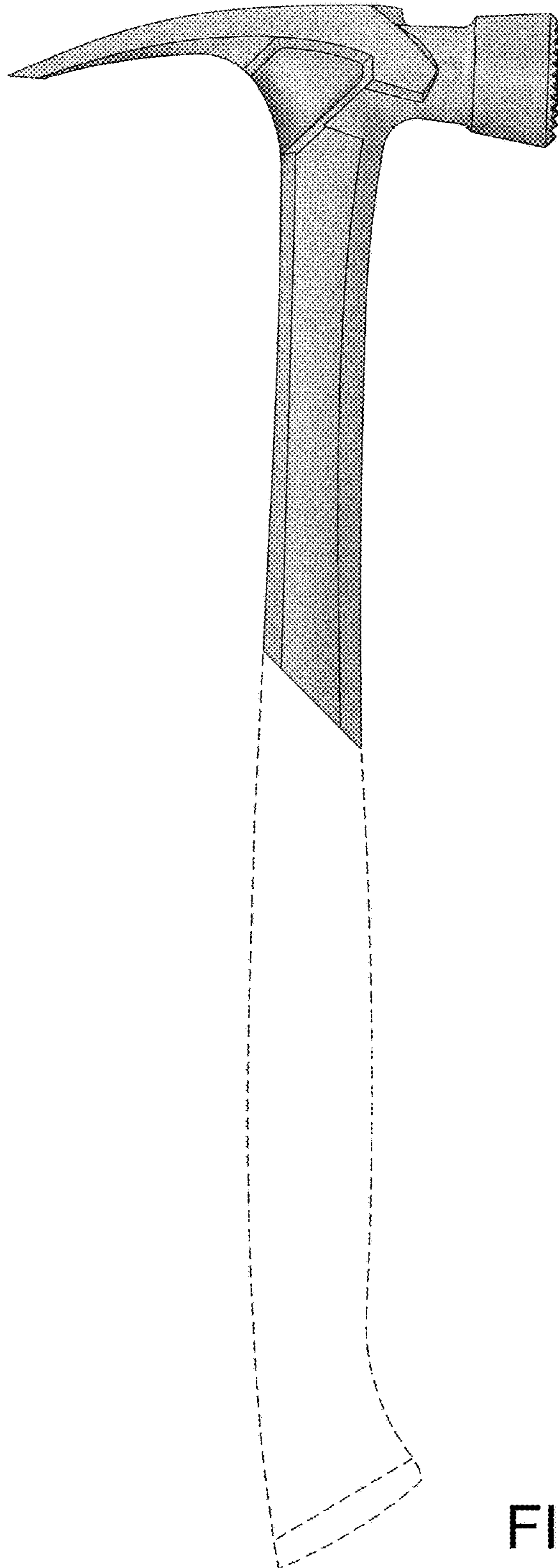


FIG.4

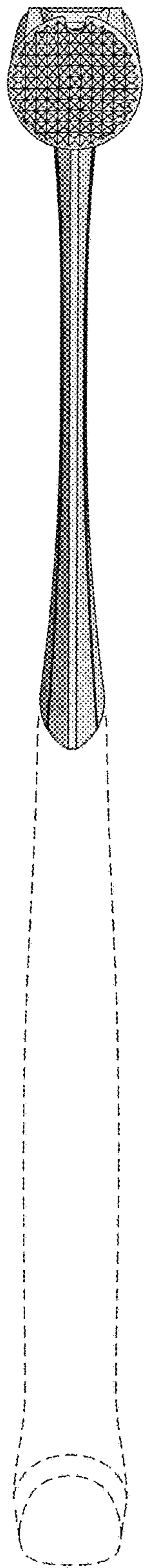


FIG.5




FIG.6

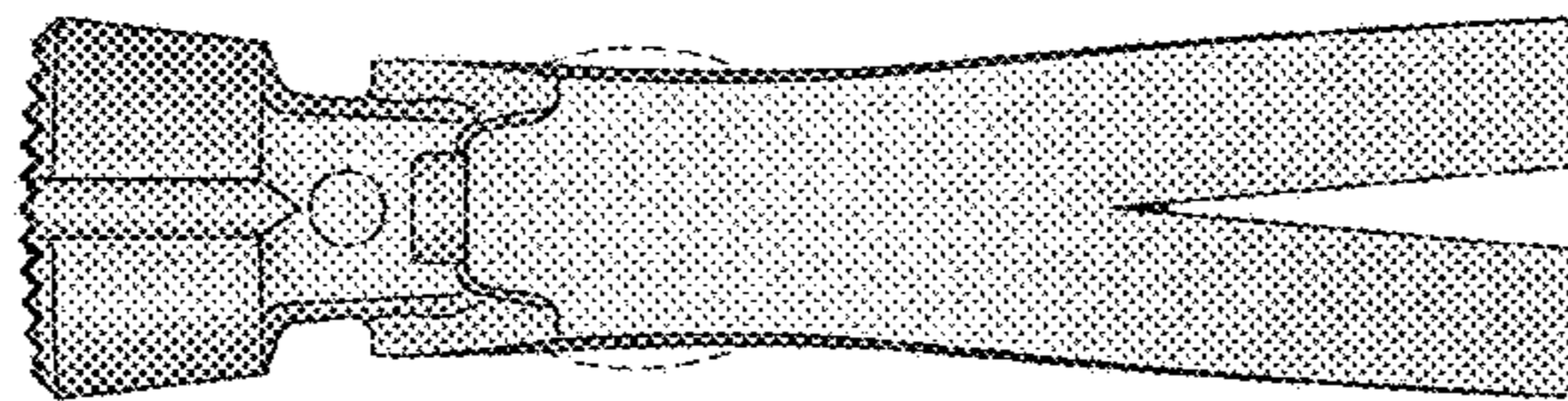


FIG. 7

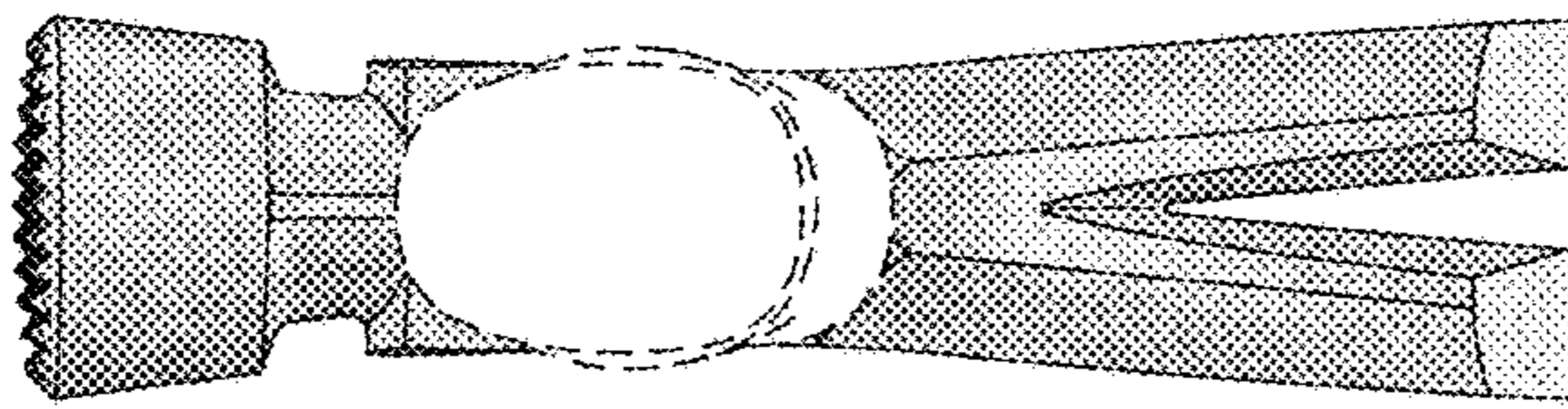


FIG.8