

US00D835480S

(12) **United States Design Patent** (10) **Patent No.:** **US D835,480 S**
Schenk (45) **Date of Patent:** **** Dec. 11, 2018**

(54) **CONTAINER APPARATUS**

(71) Applicant: **PRK Limited**, Tsim Sha Tsui,
Kowloon, Hong Kong (CN)

(72) Inventor: **Christopher Schenk**, Austin, TX (US)

(73) Assignee: **PRK Limited**, Tsim Sha Tsui, Kowloon
(HK)

(**) Term: **15 Years**

(21) Appl. No.: **29/578,085**

(22) Filed: **Sep. 19, 2016**

(51) **LOC (11) Cl.** **07-04**

(52) **U.S. Cl.**

USPC **D7/679**

(58) **Field of Classification Search**

USPC D7/679, 590-597, 372, 373

CPC ... A21C 1/04; A47J 42/34; A47J 42/00; A47J

42/04; A47J 42/14; A47J 42/18; A47J

42/24; A47J 42/46; A47J 42/06; A47J

42/42; A47J 42/08; A47J 42/40; A47J

43/044; A47J 43/0722; A47J 43/06; A47J

43/25; A47J 43/255; A24C 5/40; B02C

18/08; B02C 18/24; B02C 18/16

See application file for complete search history.

(56) **References Cited**

U.S. PATENT DOCUMENTS

D455,324 S * 4/2002 Wright D7/679

D465,135 S * 11/2002 Ng D7/679

D548,023 S * 8/2007 Seidenfaden D7/679
D581,750 S * 12/2008 de Groote D7/597
D609,535 S * 2/2010 Kavanaugh D7/679
D741,667 S * 10/2015 Pietrzyk D7/679
2013/0221144 A1* 8/2013 Zhang A47J 42/08
241/169.1

* cited by examiner

Primary Examiner — Terry A Wallace

(74) *Attorney, Agent, or Firm* — Merek, Blackmon &
Voorhees, LLC

(57) **CLAIM**

The ornamental design for a container apparatus, as shown
and described.

DESCRIPTION

FIG. 1 is a perspective view of a container apparatus with the
ornamental design;

FIG. 2 is a front side view of the container apparatus of FIG.
1;

FIG. 3 is a rear side view of the container apparatus of FIG.
1;


FIG. 4 is a left side view of the container apparatus of FIG.
1;

FIG. 5 is a right side view of the container apparatus of FIG.
1; and,

FIG. 6 is a top view of the container apparatus of FIG. 1; and
FIG. 7 is a bottom view of the container apparatus of FIG.
1.

The broken lines shown in the drawings are for illustrative
purposes only and form no part of the claimed design.

1 Claim, 6 Drawing Sheets






FIG. 1

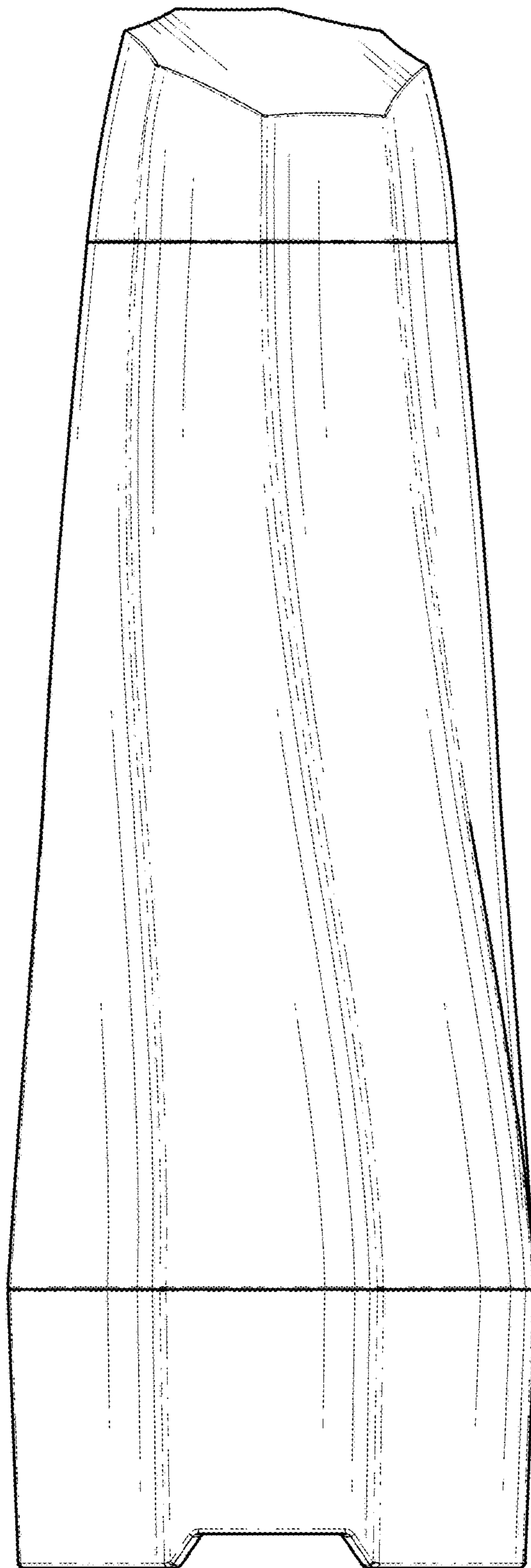


FIG. 2

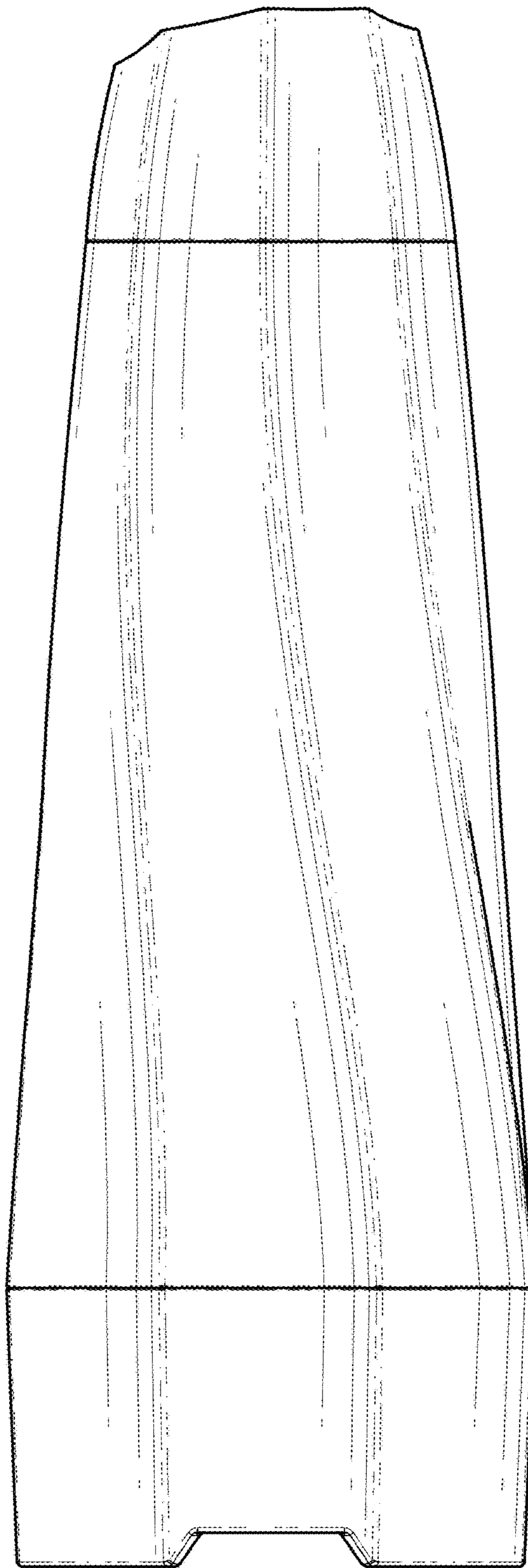


FIG. 3

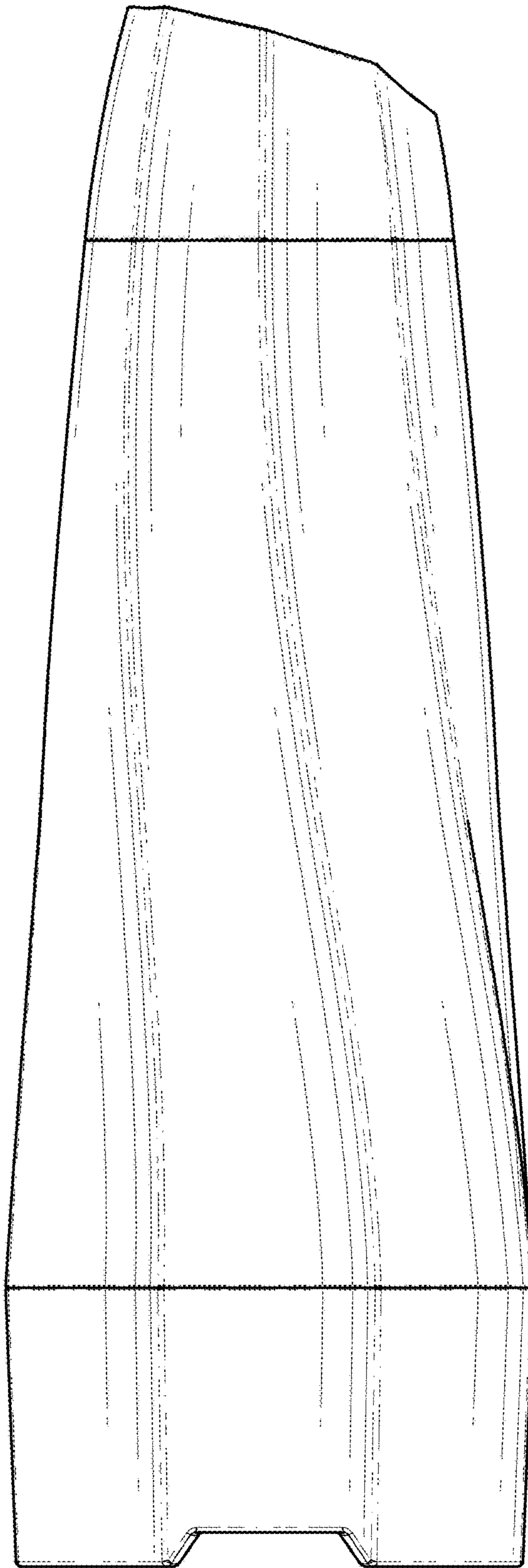


FIG. 4

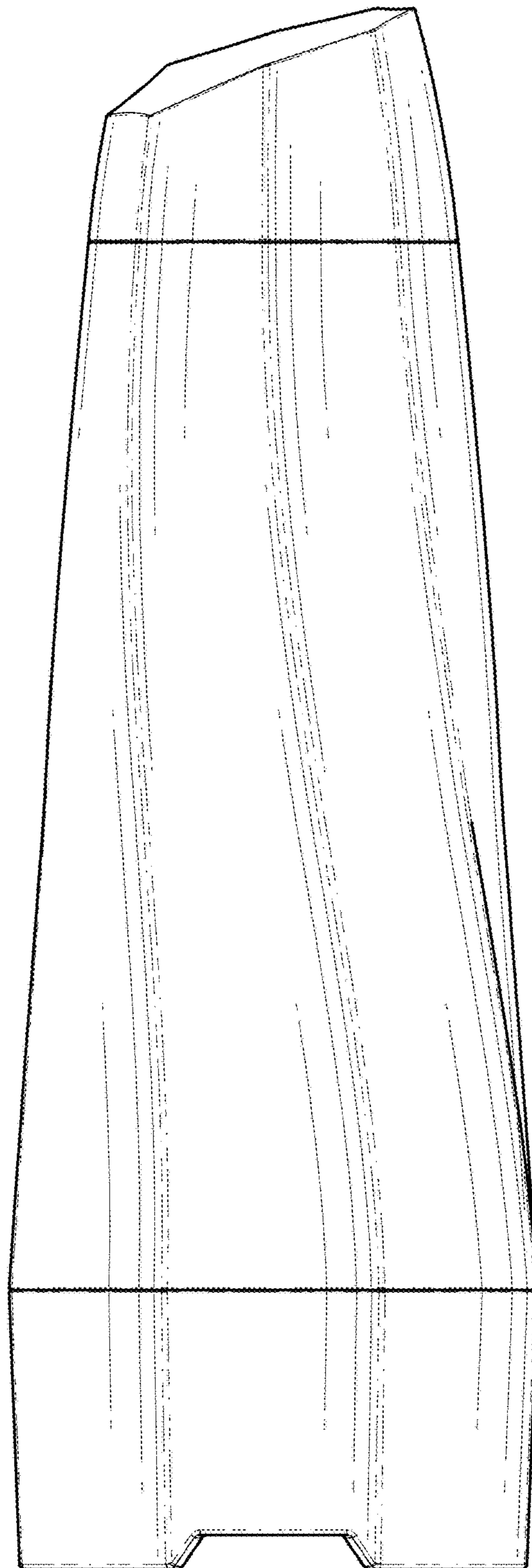


FIG. 5

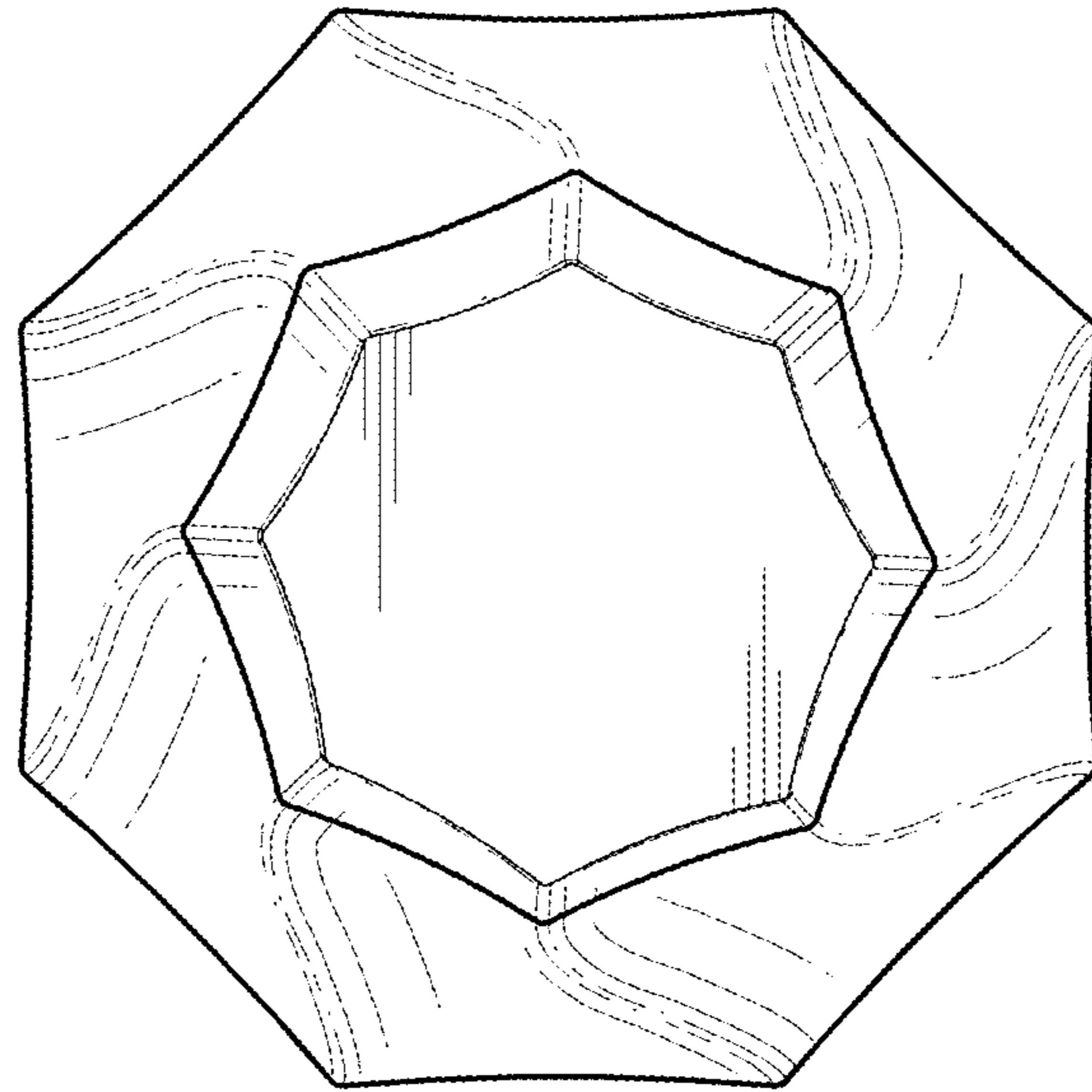


FIG. 6

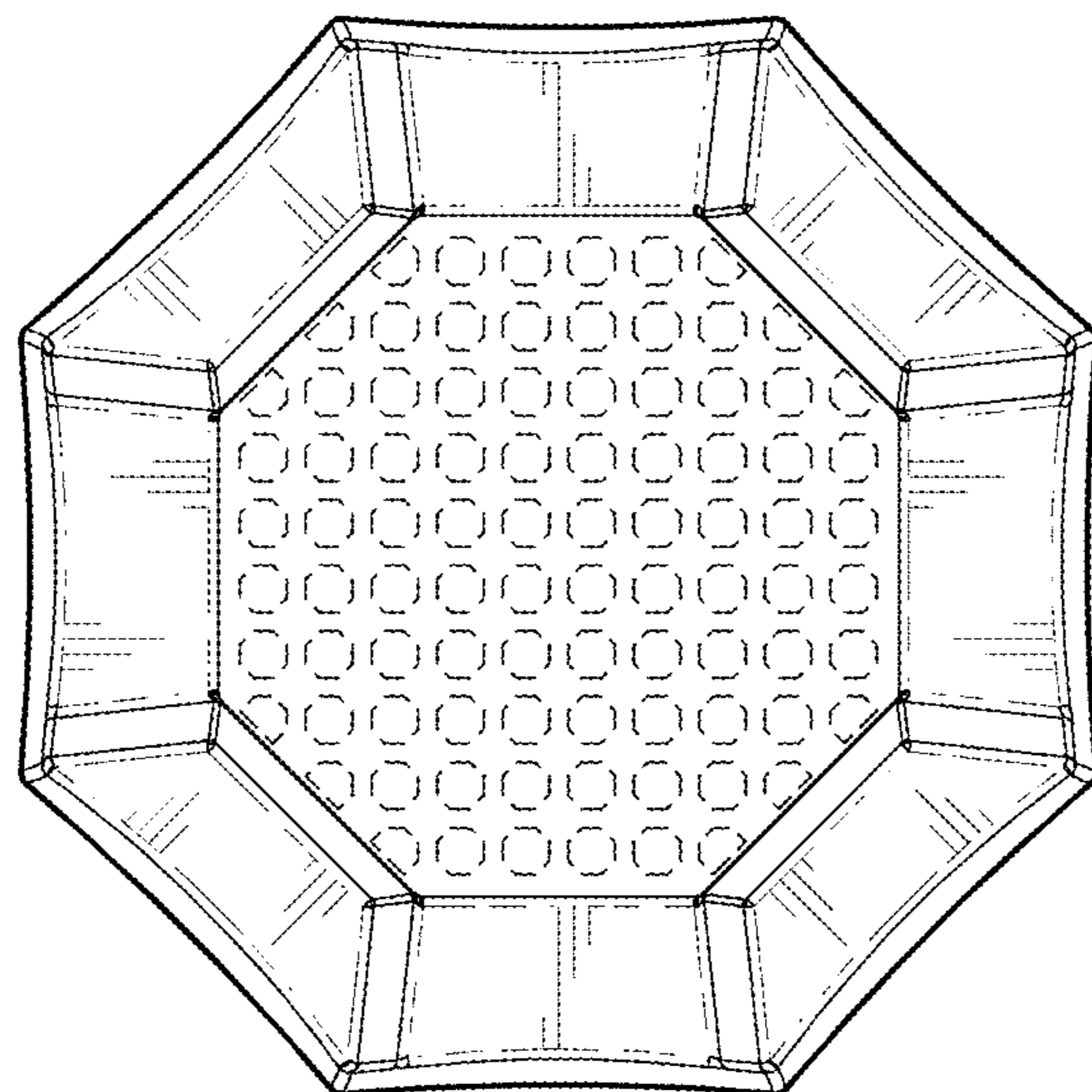


FIG. 7