



US00D835474S

(12) **United States Design Patent**
Hobdy

(10) **Patent No.:** **US D835,474 S**

(45) **Date of Patent:** **** Dec. 11, 2018**

(54) **COOLER**

(71) Applicant: **CHILSLEEVE, LLC**, Valdosta, GA
(US)

(72) Inventor: **Joshua P Hobdy**, Valdosta, GA (US)

(73) Assignee: **Extreme Cold, LLC**, Mandeville, LA
(US)

(**) Term: **15 Years**

(21) Appl. No.: **29/609,845**

(22) Filed: **Jul. 6, 2017**

(51) **LOC (11) Cl.** **07-01**

(52) **U.S. Cl.**
USPC **D7/608**

(58) **Field of Classification Search**
USPC D7/603-608, 629, 630; D3/201,
D3/203.1-203.8, 202, 206, 254, 255, 260,
D3/261, 262
CPC A45C 11/20; B65D 7/22; B65D 81/3834;
B65D 81/3858; B65D 81/3823; B65D
81/3813; B65D 81/3888; B65D 81/3816;
A47J 4/0011; A47J 41/022; F25D 3/08;
F25D 3/15; F25D 3/16; F25D 3/02; A45F
1/06

See application file for complete search history.

(56) **References Cited**

U.S. PATENT DOCUMENTS

3,263,806 A * 8/1966 Ring B65D 81/3834
206/139
3,717,282 A * 2/1973 Nordskog A47F 1/06
206/817

4,516,409 A * 5/1985 Hobbs, Jr. A45F 3/16
220/902
D283,758 S * 5/1986 Stewart 224/148.4
D302,775 S * 8/1989 Sinoff D3/202
4,910,977 A * 3/1990 Hilton A45C 11/20
220/592.1
D334,689 S * 4/1993 Mason D3/202
5,335,809 A * 8/1994 Toida A47J 41/0011
220/23.88
D392,511 S * 3/1998 Barisoff D7/608
D398,193 S * 9/1998 Sanchez D7/608
D405,650 S * 2/1999 Meier D7/608
7,100,397 B1 * 9/2006 Gratteau F25D 3/08
62/457.5
D723,872 S * 3/2015 Kostler D7/510

* cited by examiner

Primary Examiner — Terry A Wallace

(74) *Attorney, Agent, or Firm* — Kenneth L Tolar

(57) **CLAIM**

The ornamental design for a cooler, as shown.

DESCRIPTION

FIG. 1 is a front elevation view of a cooler showing my new design.

FIG. 2 is a rear elevation view thereof.

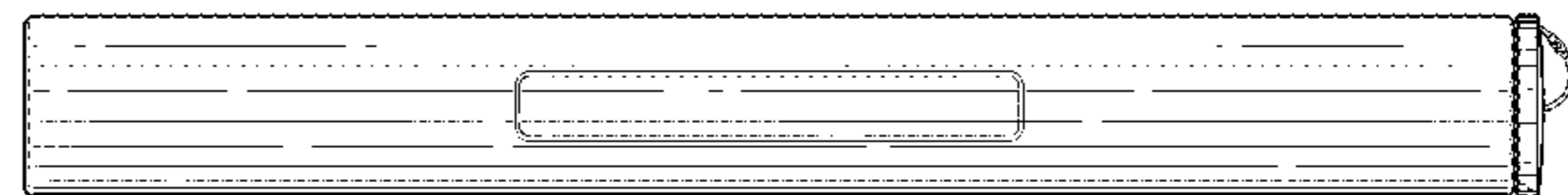
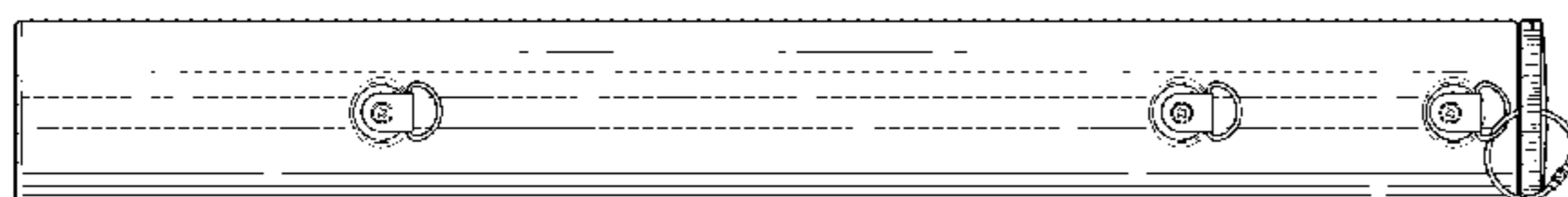
FIG. 3 is a bottom elevation view thereof.

FIG. 4 is a top elevation view thereof.

FIG. 5 is a right side elevation view thereof; and,

FIG. 6 is a left side elevation view thereof.

1 Claim, 2 Drawing Sheets






Fig. 1




Fig. 2




Fig. 3

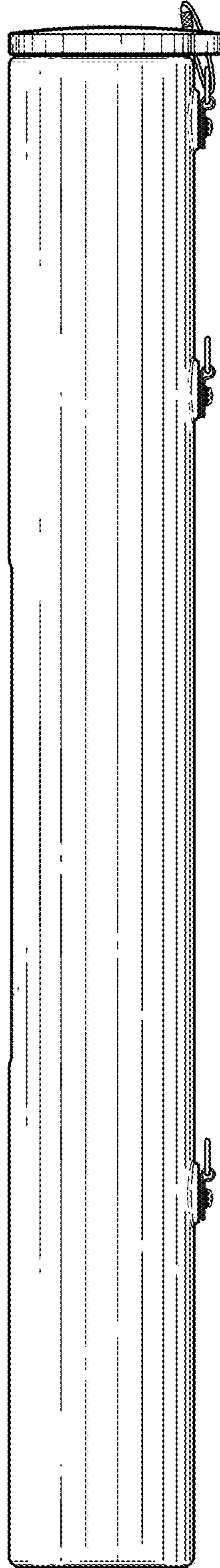


Fig. 4




Fig. 5

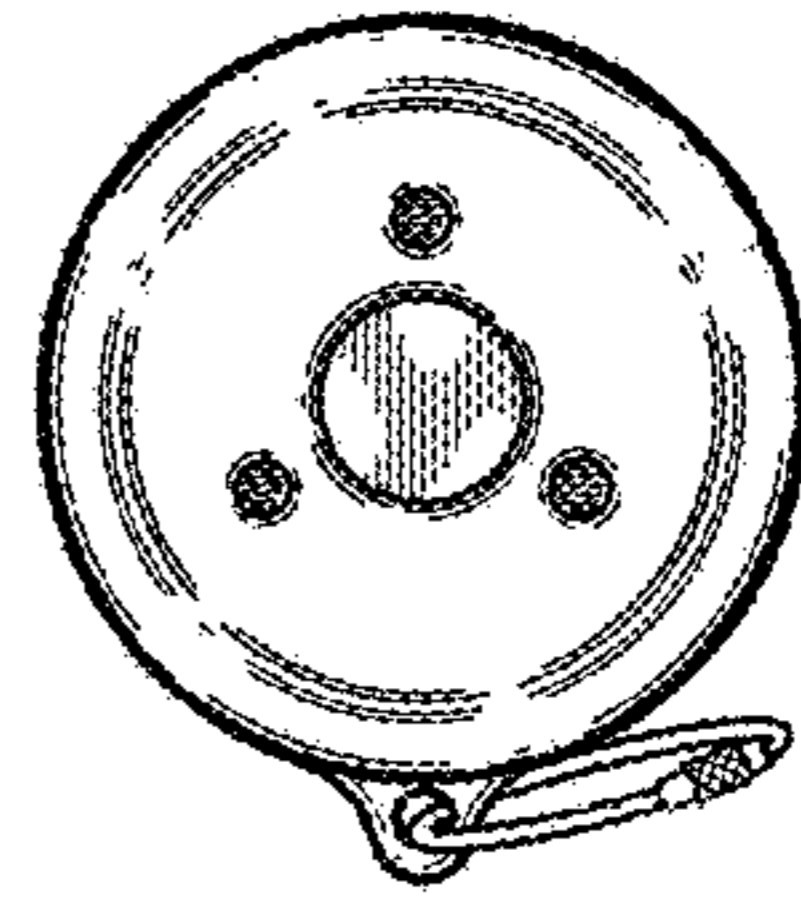


Fig. 6