



US00D835447S

(12) **United States Design Patent** (10) **Patent No.:** **US D835,447 S**
Wall (45) **Date of Patent:** **** Dec. 11, 2018**

(54) **STAINLESS STEEL PITCHER**
(71) Applicant: **Marty Guy Wall**, Greenbrier, TN (US)
(72) Inventor: **Marty Guy Wall**, Greenbrier, TN (US)
(**) Term: **15 Years**
(21) Appl. No.: **29/629,025**
(22) Filed: **Dec. 11, 2017**
(51) **LOC (11) Cl.** **07-01**
(52) **U.S. Cl.**
USPC **D7/318**
(58) **Field of Classification Search**
USPC D7/300, 302, 303, 305, 397, 399,
D7/316-319, 600, 602, 619.1; D9/516,
D9/527, 528, 544; D23/212; D11/143
CPC A47J 27/21058; A47J 31/40; A47J 31/41;
A47G 19/12; A47G 19/14; A47G 19/145;
B01D 35/02; B65D 47/06
See application file for complete search history.

(56) **References Cited**

U.S. PATENT DOCUMENTS

D308,926 S * 7/1990 Zivin D7/319
D499,298 S * 12/2004 Bodum D7/317
D722,464 S * 2/2015 Williams D7/316
9,759,595 B1 * 9/2017 Morgan G01F 19/00
D815,874 S * 4/2018 Chung D7/319
D818,756 S * 5/2018 Averty D7/318

OTHER PUBLICATIONS

Plastic Pitcher | posted at Amazon.com, posted on Nov. 14, 2016,
© 1996-2018 Amazon.com, [online], [site visited Sep. 11, 2018].

Available from Internet, <URL: <https://www.amazon.com/dp/B01MQIKXS2/>> (Year: 2016).*

* cited by examiner

Primary Examiner — Derrick E Holland

Assistant Examiner — Andrew Kerr

(74) *Attorney, Agent, or Firm* — Dunlap Bennett & Ludwig PLLC; Brendan E. Squire

(57) **CLAIM**

The ornamental design for a stainless steel pitcher, as shown and described.

DESCRIPTION

FIG. 1 is a perspective view of a stainless steel pitcher, showing my new design;
FIG. 2 is a right side elevation view of thereof; the left side elevation view being a mirror image thereof;
FIG. 3 is a rear elevation view thereof;
FIG. 4 is a front elevation view thereof;
FIG. 5 is a top plan view thereof;
FIG. 6 is a bottom plan view thereof; and,
FIG. 7 is a side sectional view of the stainless steel pitcher taken along line 7-7 in FIG. 5.
The broken lines shown in the drawings illustrate portions of the stainless steel pitcher that form no part of the claimed design.

1 Claim, 6 Drawing Sheets






Fig. 1



Fig. 2

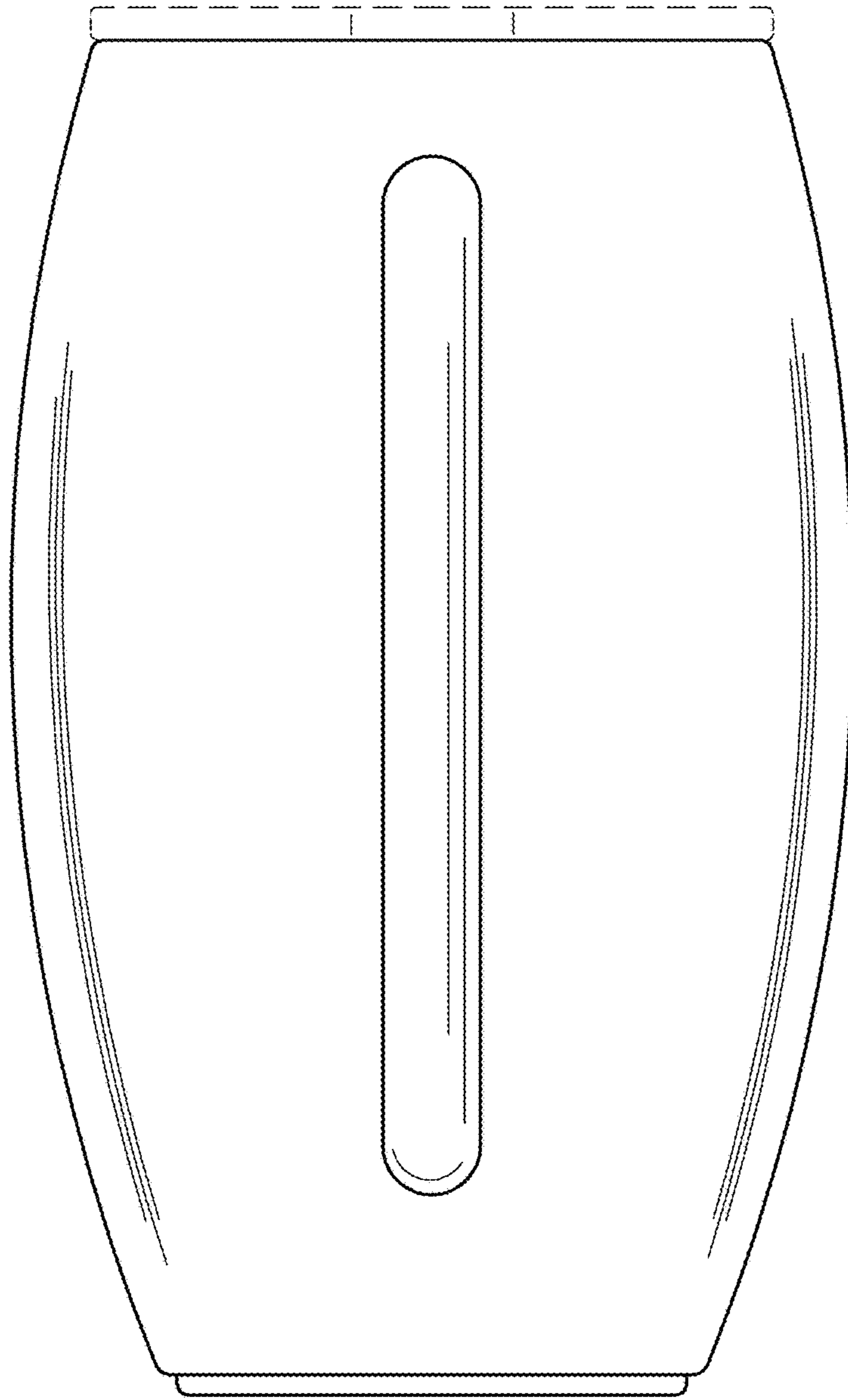


Fig. 3

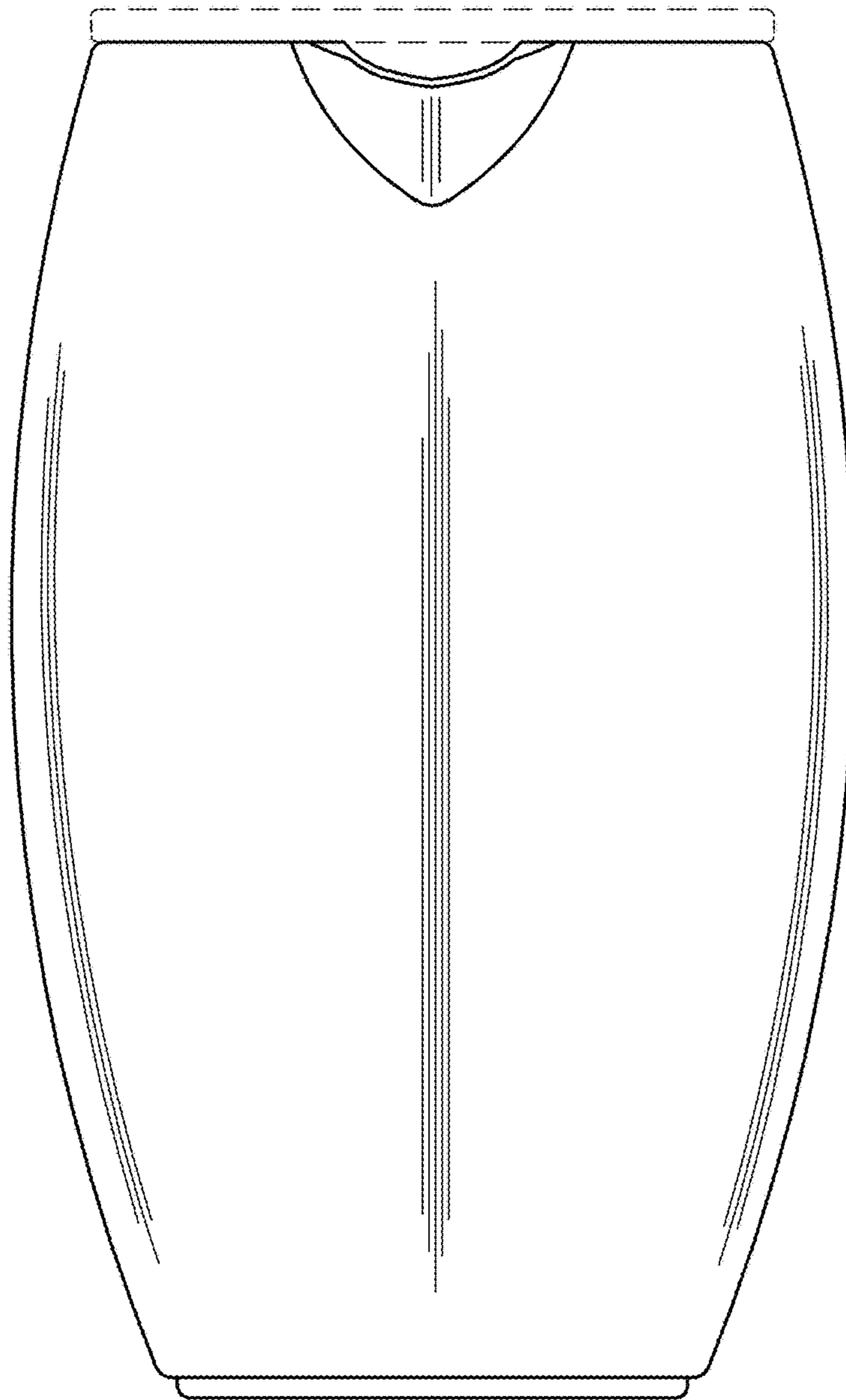


Fig. 4

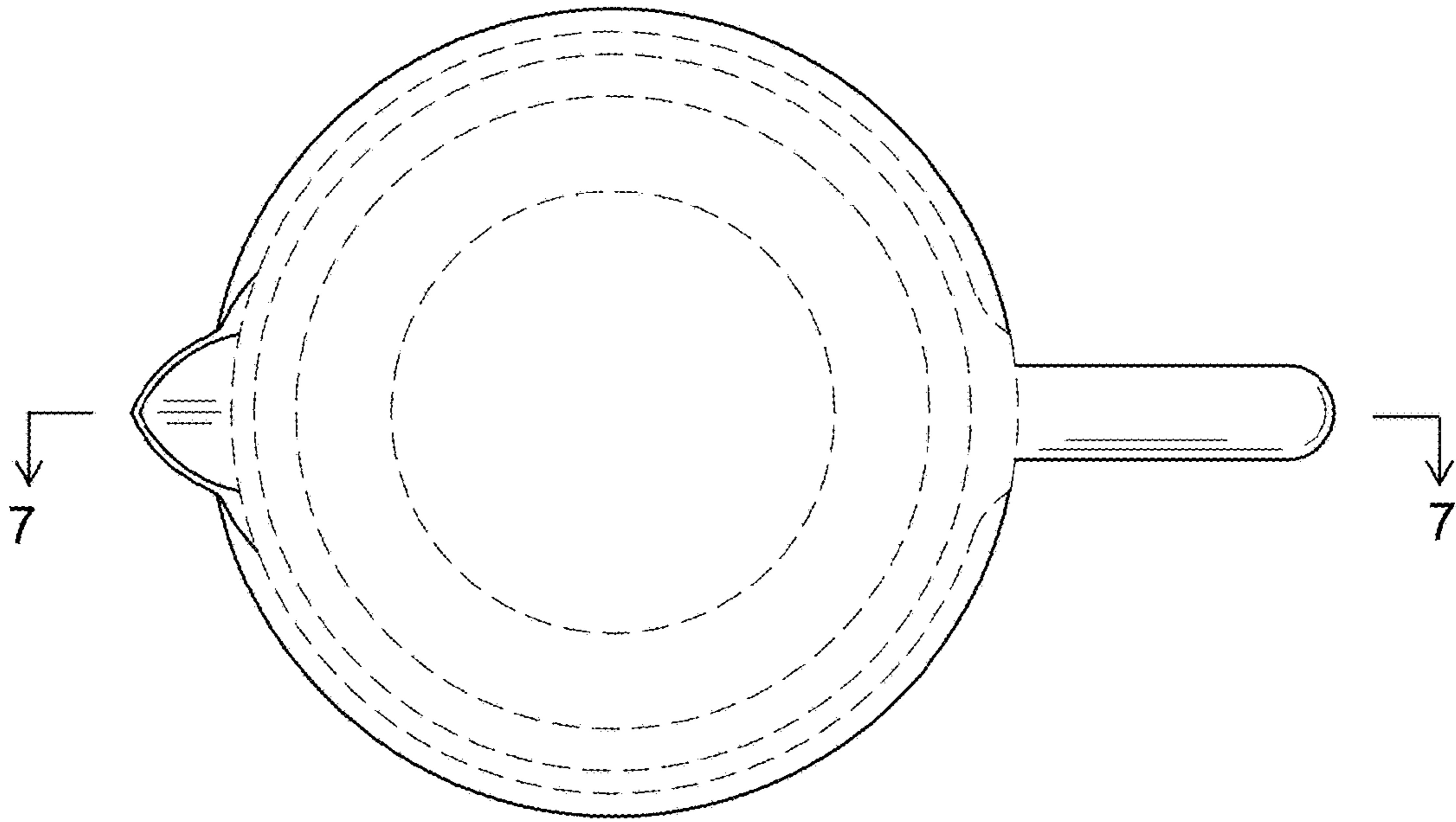


Fig. 5

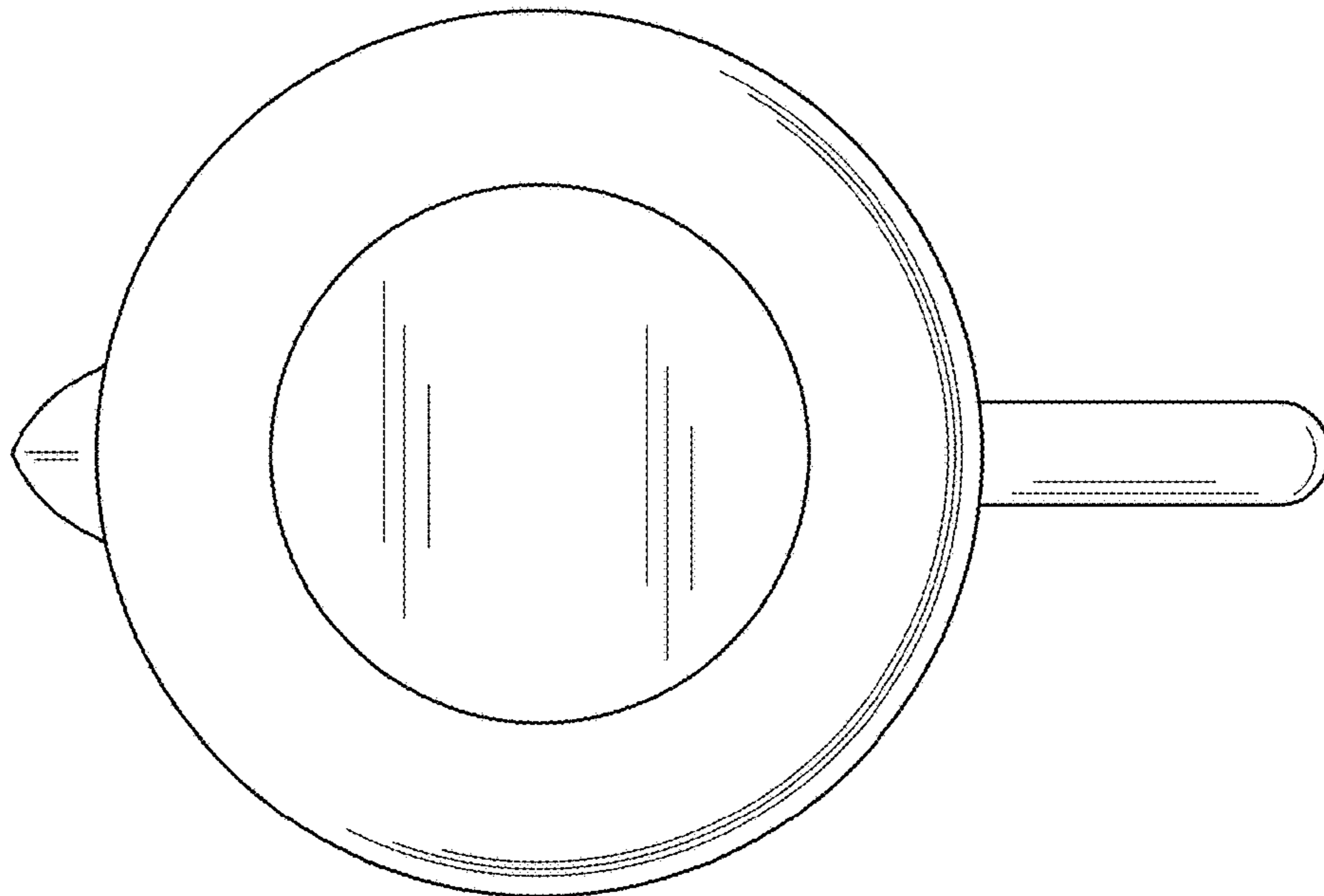


Fig. 6




Fig. 7