



US00D835432S

(12) **United States Design Patent**
McGregor

(10) **Patent No.:** **US D835,432 S**

(45) **Date of Patent:** **** Dec. 11, 2018**

- (54) **INFLATABLE BLANKET**
- (71) Applicant: **3M INNOVATIVE PROPERTIES COMPANY**, St. Paul, MN (US)
- (72) Inventor: **Andrew J. McGregor**, Minneapolis, MN (US)
- (73) Assignee: **3M Innovative Properties Company**, St. Paul, MN (US)

- D407,670 S * 4/1999 Muhanna D12/128
- D407,671 S * 4/1999 Muhanna D12/128
- D419,495 S * 1/2000 Muhanna 5/706
- D420,846 S * 2/2000 Voelkert D6/601
- D512,258 S * 12/2005 Colonello D6/601
- D524,086 S * 7/2006 Garrigues D6/596
- D628,422 S * 12/2010 Meyers D6/583
- D688,899 S * 9/2013 Chiang D6/596
- 9,216,122 B2 * 12/2015 Dzioba A61G 7/05776
- D775,956 S * 1/2017 Ye D9/456
- 9,756,955 B2 * 9/2017 Alder A47C 27/087

(Continued)

(**) Term: **15 Years**

(21) Appl. No.: **29/581,770**

(22) Filed: **Oct. 21, 2016**

(51) **LOC (11) Cl.** **06-09**

(52) **U.S. Cl.**
USPC **D6/604**

(58) **Field of Classification Search**
 USPC D6/582-583, 587-592, 595-609,
 D6/617-622; D21/803-809; D24/183
 CPC A47G 9/00; A47G 2009/001; A47G
 2009/002; A47G 2009/003; A47G 9/10;
 A47G 9/1009; A47G 2009/1018; A47G
 9/1045; A47G 9/1081; A47G 9/109;
 A47G 2009/005; A47G 2009/006; A47G
 9/02; A47G 9/0207; A47G 9/0215; A47G
 9/0223; A47G 9/023; A47G 9/0238;
 A47G 9/0246; A47G 9/0253; A47G
 9/0261; A47G 2009/0269; A47G 11/002;
 A47G 21/165

See application file for complete search history.

(56) **References Cited**

U.S. PATENT DOCUMENTS

- D93,703 S * 10/1934 Coomber 5/706
- D270,983 S * 10/1983 Gammons D24/184
- D307,994 S * 5/1990 Stuckey D6/604
- D341,983 S * 12/1993 Wang D21/809
- D393,976 S * 5/1998 Loud D6/601
- D404,602 S * 1/1999 Loud D6/601

OTHER PUBLICATIONS

Aktive Temperaturregelung, Gezielte Warmluftzufuhr, HD17035696,
 p. 8.
 Aktive Temperaturregelung, Wärme von unten, HD17035697, p. 9.

Primary Examiner — Mary Ann Calabrese
Assistant Examiner — Jennifer L Rempfer

(57) **CLAIM**

The ornamental design for an inflatable blanket, as shown and described.

DESCRIPTION

FIG. 1 is a perspective view showing the new design for an inflatable blanket.

FIG. 2 is a top plane view thereof;

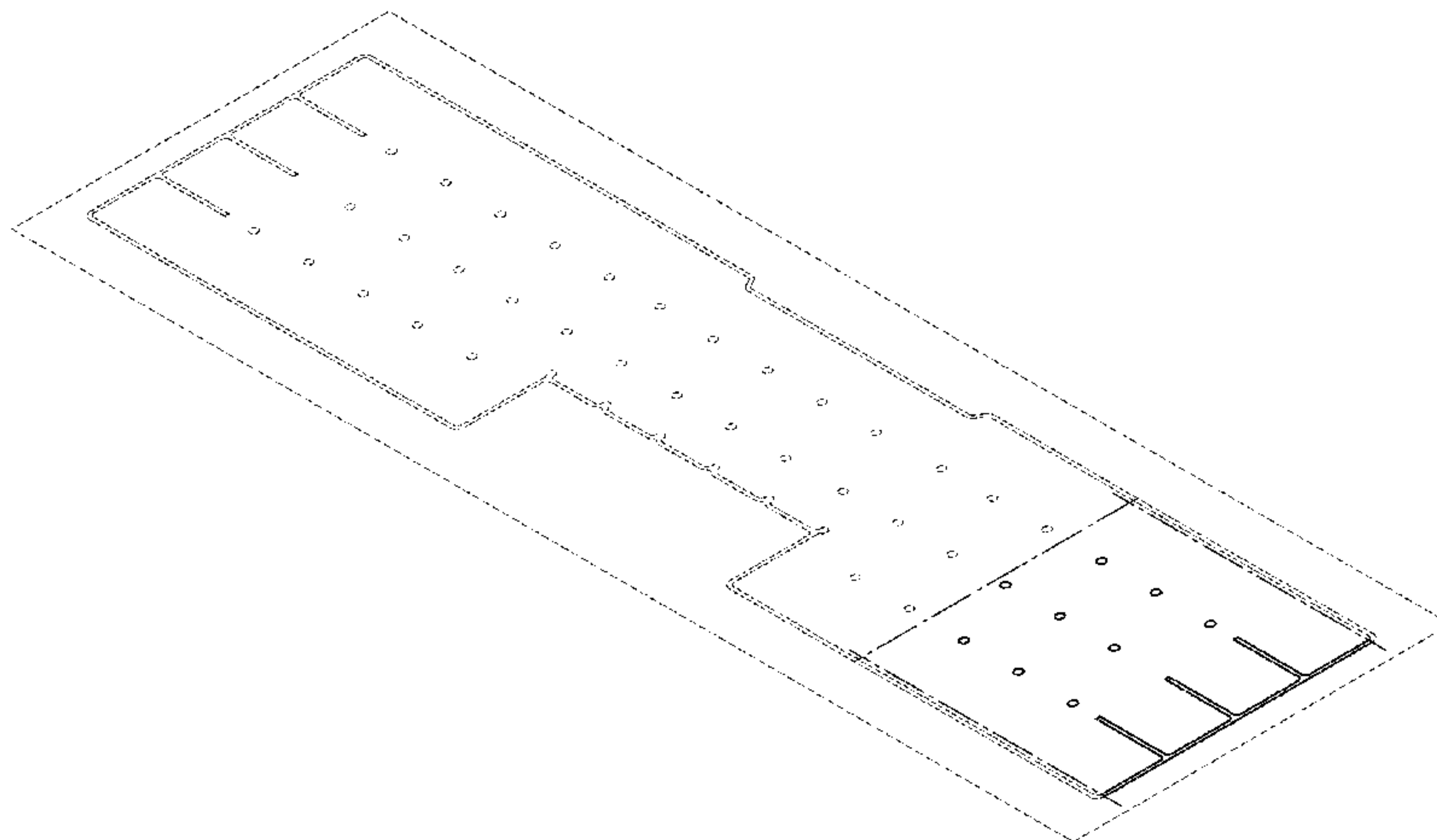
FIG. 3 is a bottom plane view thereof;

FIG. 4 is a left side view, the opposite side being a mirror image thereof; and,

FIG. 5 is a front end view, the opposite end being a mirror image thereof.

The portions of the inflatable blanket in FIGS. 1-5 shown in broken lines are included to show features that form no part of the claimed design. In addition, the dot-dash-dot type broken lines shown in the drawing views define the boundaries of the claimed design and form no part of the claimed design.

1 Claim, 2 Drawing Sheets



(56)

References Cited

U.S. PATENT DOCUMENTS

2017/0027743 A1* 2/2017 McGregor A61F 7/02
2018/0000635 A1* 1/2018 McGregor A61F 7/02

* cited by examiner

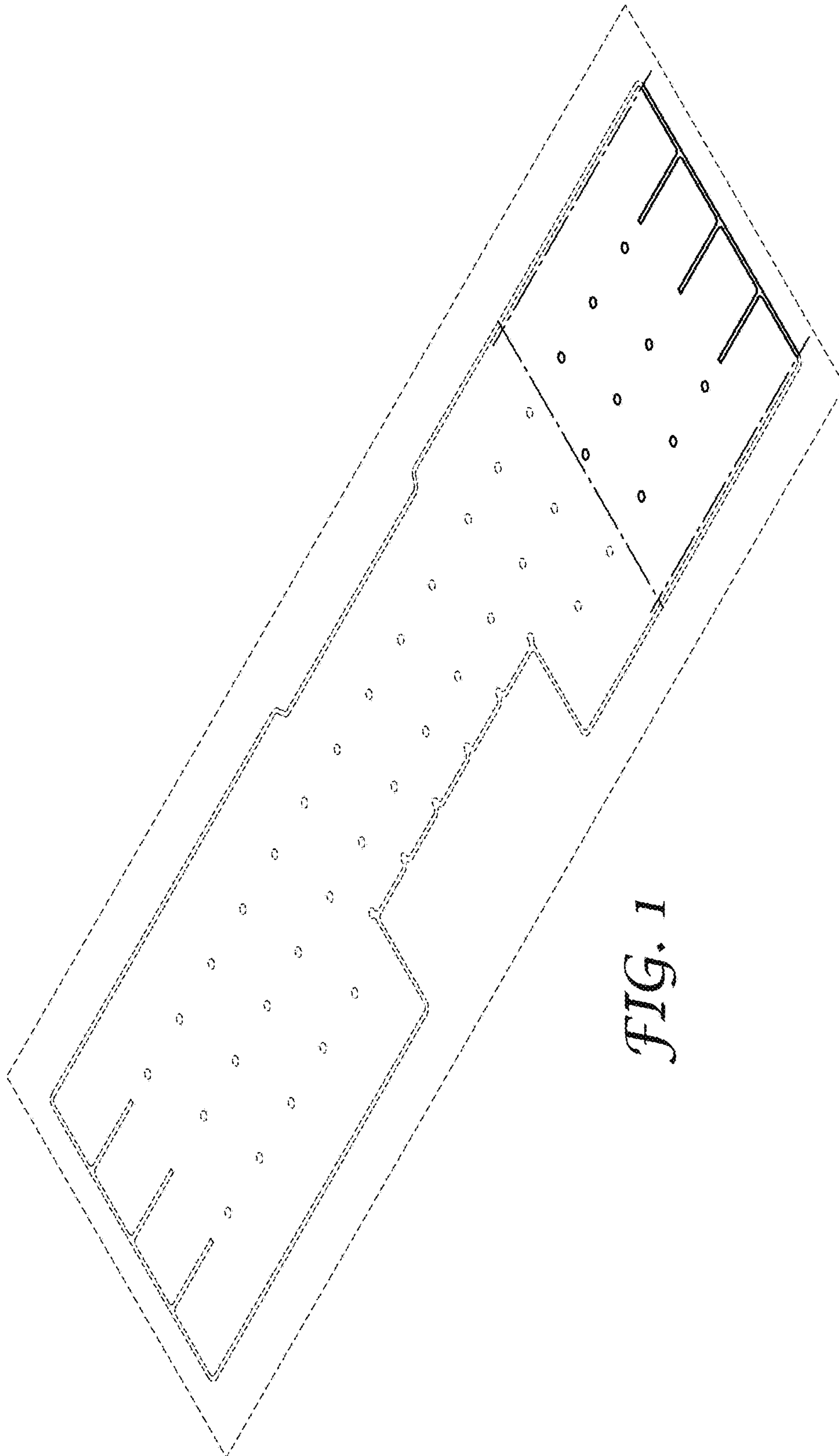


FIG. 1

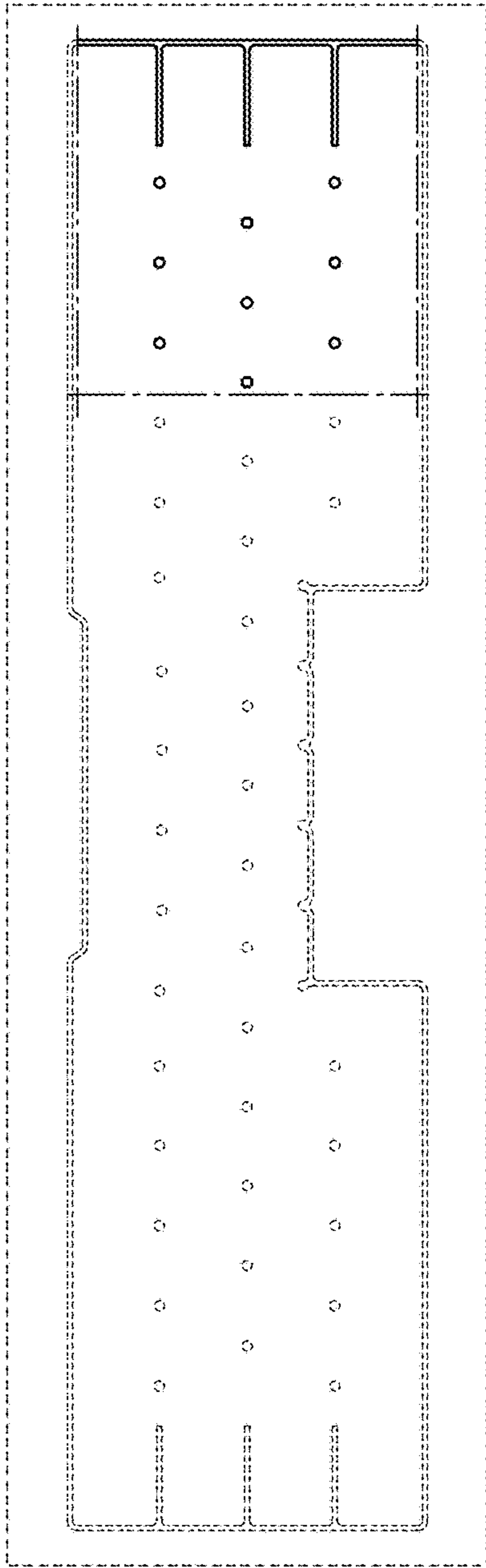


FIG. 2

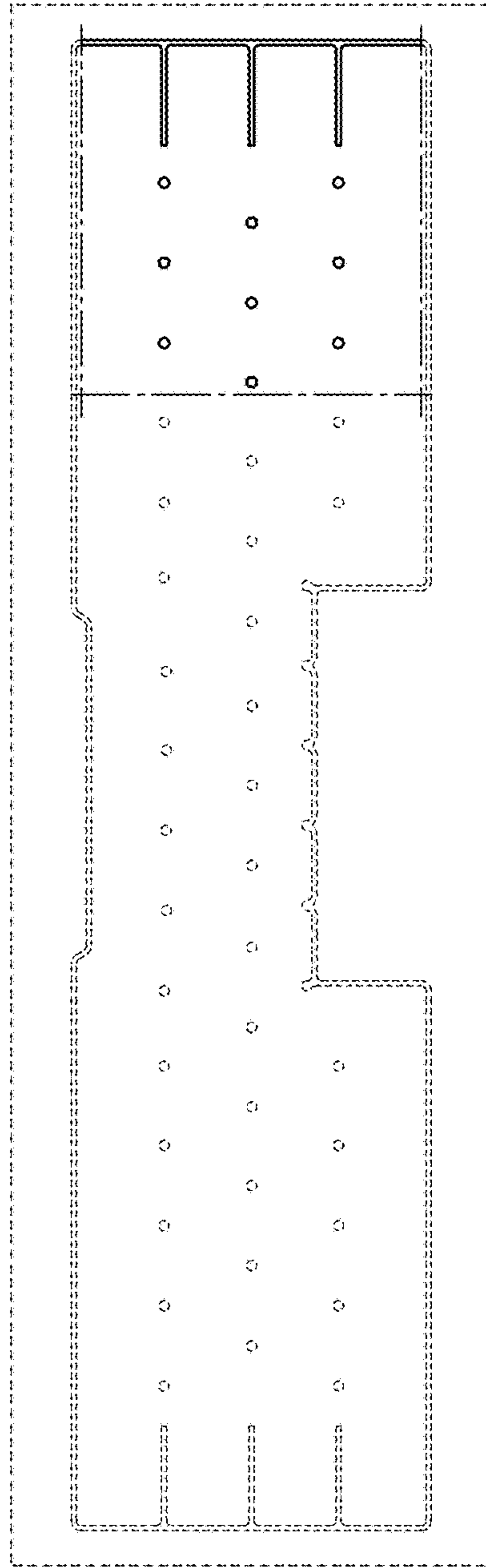


FIG. 3

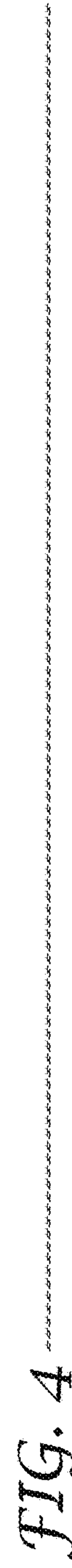


FIG. 4




FIG. 5