



US00D835421S

(12) **United States Design Patent** (10) **Patent No.:** **US D835,421 S**
Abraham (45) **Date of Patent:** **** Dec. 11, 2018**

(54) **CLEAR HANGER**

(71) Applicant: **Ezekiel M. Abraham**, Brooklyn, NY
(US)

(72) Inventor: **Ezekiel M. Abraham**, Brooklyn, NY
(US)

(**) Term: **15 Years**

(21) Appl. No.: **29/630,589**

(22) Filed: **Dec. 21, 2017**

(51) **LOC (11) Cl.** **06-08**

(52) **U.S. Cl.**
USPC **D6/319**

(58) **Field of Classification Search**
USPC D6/315-328
CPC A47G 25/26; A47G 25/28; A47G 25/30;
A47G 25/32; A47G 25/34; A47G 25/36;
A47G 25/38; A47G 25/442; A47G
25/625; A47G 25/743; A47G 25/1407;
A47G 25/1457; A47G 2025/1492; A47F
7/18; A47F 7/19; A47F 7/22
See application file for complete search history.

(56) **References Cited**

U.S. PATENT DOCUMENTS

1,886,126	A *	11/1932	Sessions	A47G 25/30	223/88
2,062,566	A	12/1936	Fletcher et al.			
2,150,869	A *	3/1939	Shafarman	A47G 25/743	223/88
2,310,058	A	2/1943	Bolten			
D140,337	S	2/1945	Hill			
D140,399	S	2/1945	Leifer et al.			
3,168,970	A *	2/1965	Wilson	A47G 25/30	223/92
3,702,166	A	1/1972	Jaffe			
D242,320	S *	11/1976	Allen	D6/319	
5,509,587	A	4/1996	Gouldson			
5,947,349	A	9/1999	Shalan			

6,196,430	B1	3/2001	Gouldson		
D499,559	S	12/2004	Schultz et al.		
D502,326	S *	3/2005	Greiner	D6/318
D541,189	S *	4/2007	O'Connell	D11/125
7,731,068	B2	6/2010	Scicluna		

(Continued)

FOREIGN PATENT DOCUMENTS

CN	200630047945.5	2/2007
CN	2009302633704	6/2010

(Continued)

OTHER PUBLICATIONS

Amazon.com, Inc., "AmazonBasics Velvet Suit Hangers", Mar. 7, 2014, online, <<http://www.amazon.com/AmazonBasics-Velvet-Suit-Hangers/dp/B00FXNAAW2#customerReviews>>.

(Continued)

Primary Examiner — Lauren R Calve
(74) *Attorney, Agent, or Firm* — Gottlieb, Rackman & Reisman, PC


(57) **CLAIM**

The ornamental design for a clear hanger, as shown and described.

DESCRIPTION

FIG. 1 is a perspective view of a clear hanger showing my new design;
FIG. 2 is a front elevation view thereof;
FIG. 3 is a rear elevation view thereof;
FIG. 4 is a first side elevation view thereof;
FIG. 5 is a second side elevation view thereof;
FIG. 6 is a top plan view thereof; and,
FIG. 7 is a bottom plan view thereof.
The broken lines shown in the drawings are included for the purpose of illustrating portions of the clear hanger that form no part of the claimed design.

1 Claim, 5 Drawing Sheets



(56)

References Cited

2016/0157651 A1 6/2016 Levin

U.S. PATENT DOCUMENTS

D647,311 S * 10/2011 Chim D6/318
 D650,177 S 12/2011 Kimpton
 D667,644 S * 9/2012 Wei D6/318
 D735,481 S 8/2015 Jones
 9,113,736 B1 * 8/2015 Antler A47G 25/32
 D737,581 S * 9/2015 Li D6/319
 9,247,838 B2 2/2016 Kallet
 9,295,351 B2 3/2016 Schaffer
 D779,839 S * 2/2017 Bittle D6/319
 2008/0093397 A1 * 4/2008 Manners A47G 25/30
 223/85
 2010/0193551 A1 8/2010 Gouldson
 2010/0193552 A1 8/2010 Gouldson
 2010/0288799 A1 11/2010 Liscano
 2011/0057001 A1 3/2011 Louw
 2012/0286001 A1 * 11/2012 Wei A47G 25/36
 223/85
 2013/0228598 A1 * 9/2013 Xie A47G 25/60
 223/86

FOREIGN PATENT DOCUMENTS

CN 204520190 U 8/2015
 CN 105380486 A 3/2016
 CN 205597696 U 9/2016
 CN 205728965 U 11/2016
 CZ 1968-3709 6/1968
 CZ 002019265-0002 4/2012
 JP 10-216000 8/1998
 WO 2016154152 9/2016

OTHER PUBLICATIONS

Appendini Shop, "transparent Hangers Mod. FO/W", Jul. 2, 2012,
 <http://sss.appendini-shop.it/index.php?main_page=index&cPath=167>.

* cited by examiner

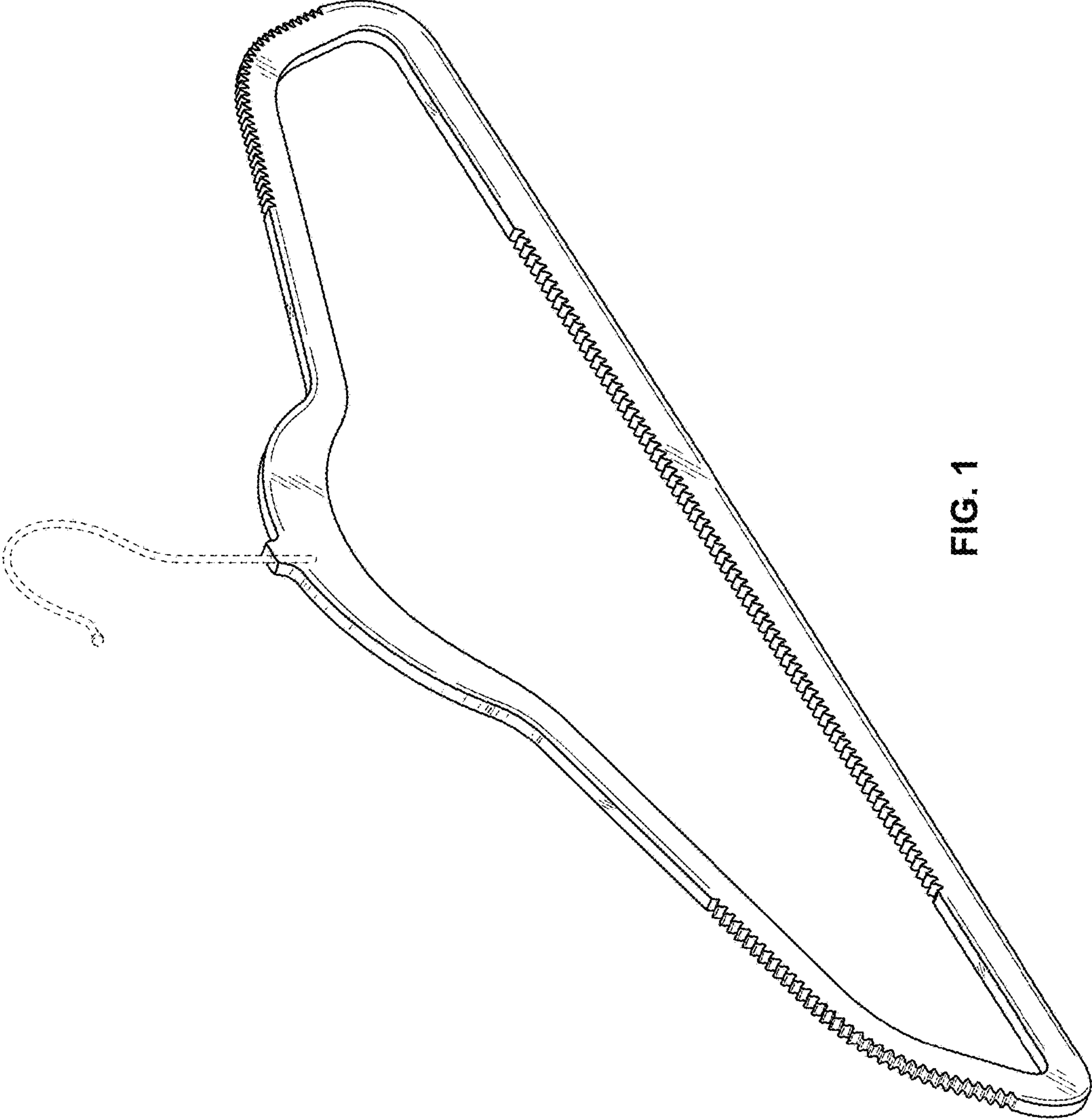


FIG. 1

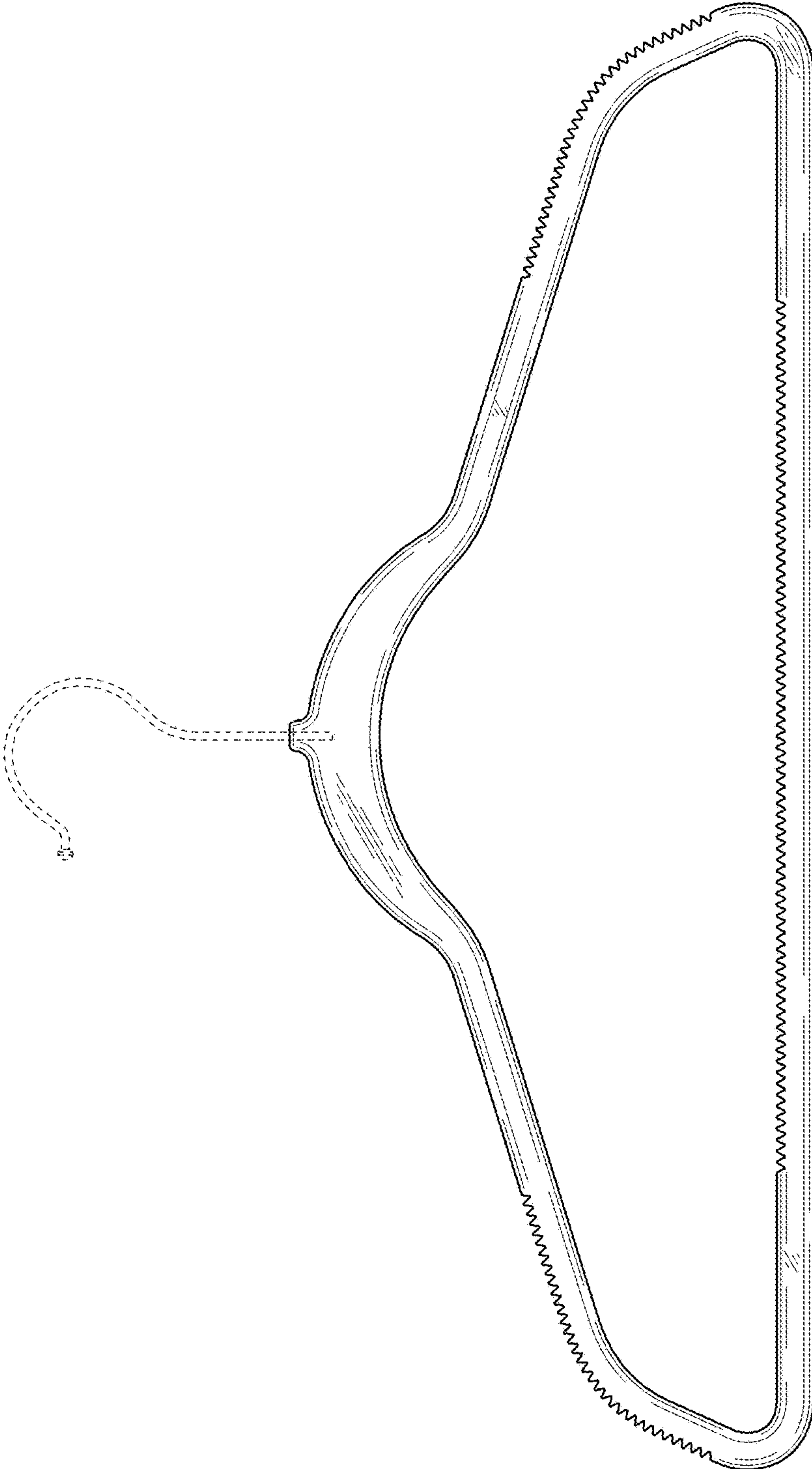


FIG. 2

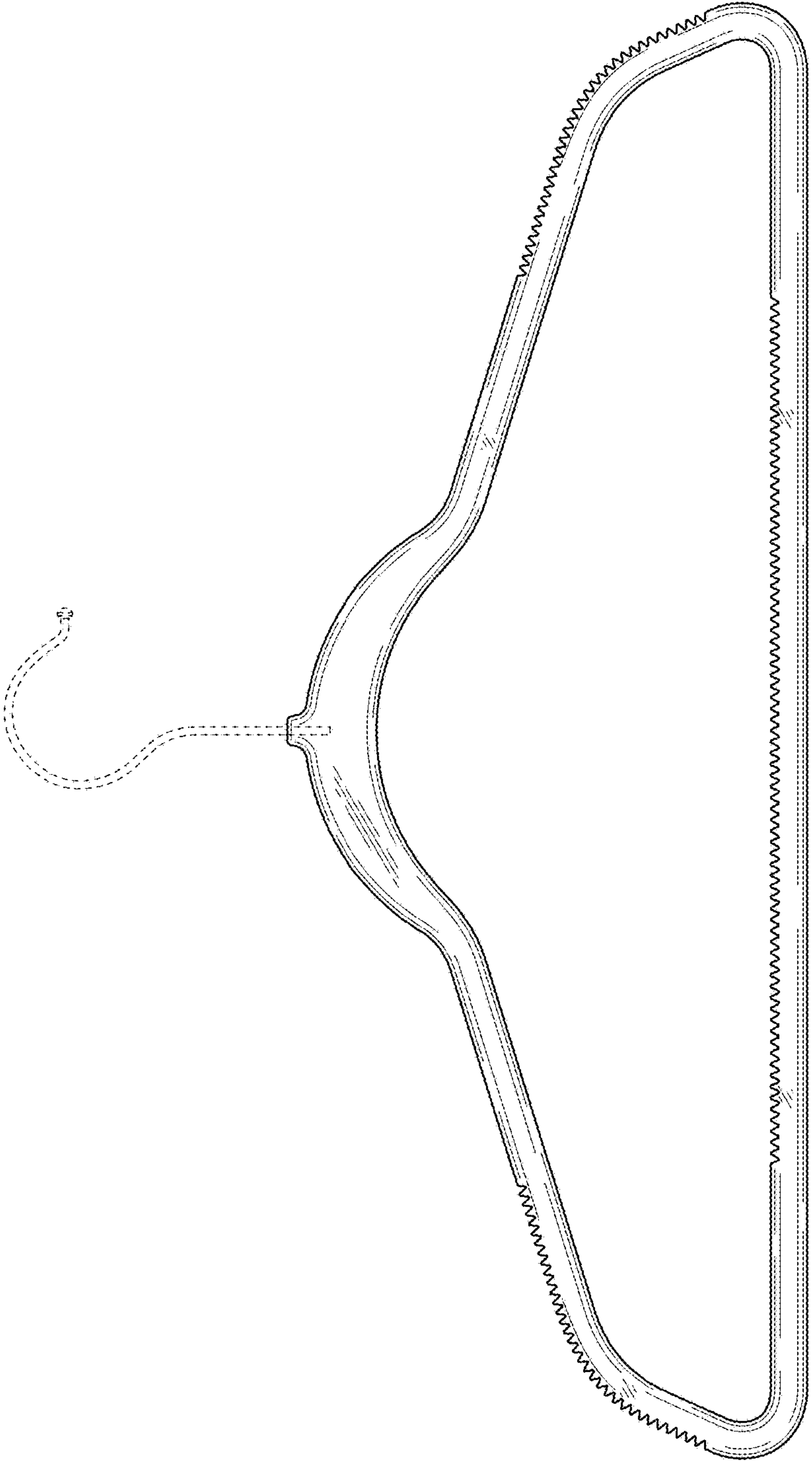


FIG. 3




FIG. 5




FIG. 4

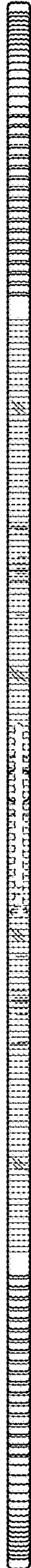


FIG. 6

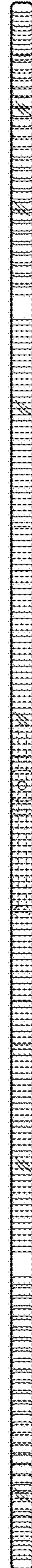


FIG. 7