



US00D835414S

(12) **United States Design Patent** (10) **Patent No.:** **US D835,414 S**  
**Gearhart** (45) **Date of Patent:** **\*\* Dec. 11, 2018**

(54) **DECORATIVE TUBE COVER**

9,928,758 B1 \* 3/2018 Allred ..... G09F 3/0295

(71) Applicant: **Amber Askins Gearhart**, Ponte Vedra,  
FL (US)

\* cited by examiner

(72) Inventor: **Amber Askins Gearhart**, Ponte Vedra,  
FL (US)

*Primary Examiner* — Holly H Baynham

(74) *Attorney, Agent, or Firm* — Wilson Dutra, PLLC;  
Camille A. Wilson

(\*\*) Term: **15 Years**

(57) **CLAIM**

(21) Appl. No.: **29/610,013**

The ornamental design for a decorative tube cover, as shown  
and described.

(22) Filed: **Jul. 7, 2017**

(51) **LOC (11) Cl.** ..... **03-01**

(52) **U.S. Cl.**  
USPC ..... **D3/318**

**DESCRIPTION**

(58) **Field of Classification Search**  
USPC ..... D3/318  
CPC .... A45C 5/14; A45C 5/00; A45C 7/00; A45C  
5/03

FIG. 1 is a front view of a decorative tube cover in  
accordance with the present invention;  
FIG. 2 is a left perspective view of the decorative tube cover;  
FIG. 3 is a right perspective view of the decorative tube  
cover;

See application file for complete search history.

FIG. 4 is a top view of the decorative tube cover;

FIG. 5 is a side view of the decorative tube cover; and,

FIG. 6 is a rear view of the decorative tube cover.

The broken lines showing lettering and line designs are for  
the purposes of illustrating environment and form no part of  
the claimed design.

(56) **References Cited**

U.S. PATENT DOCUMENTS

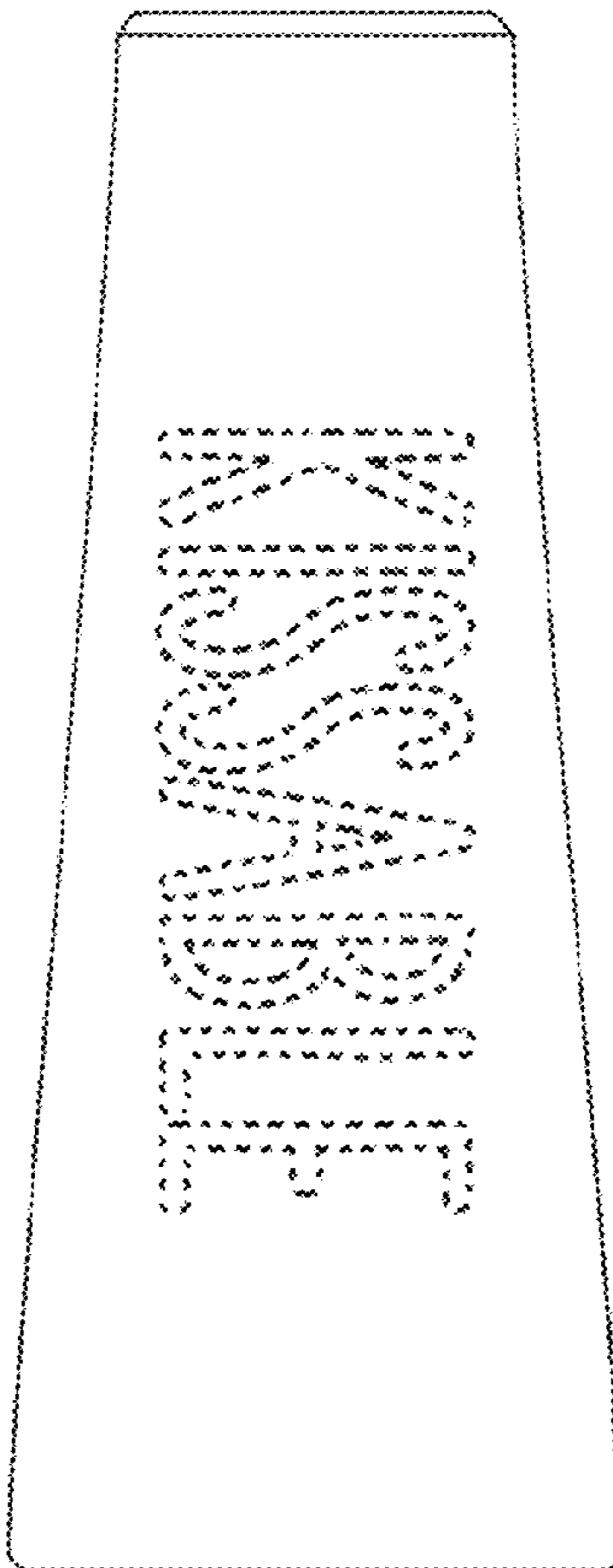
D351,114 S \* 10/1994 Wright ..... D10/103

6,051,132 A \* 4/2000 Flores ..... A01K 63/045

119/259

D532,972 S \* 12/2006 Dixon ..... D3/318

**1 Claim, 6 Drawing Sheets**



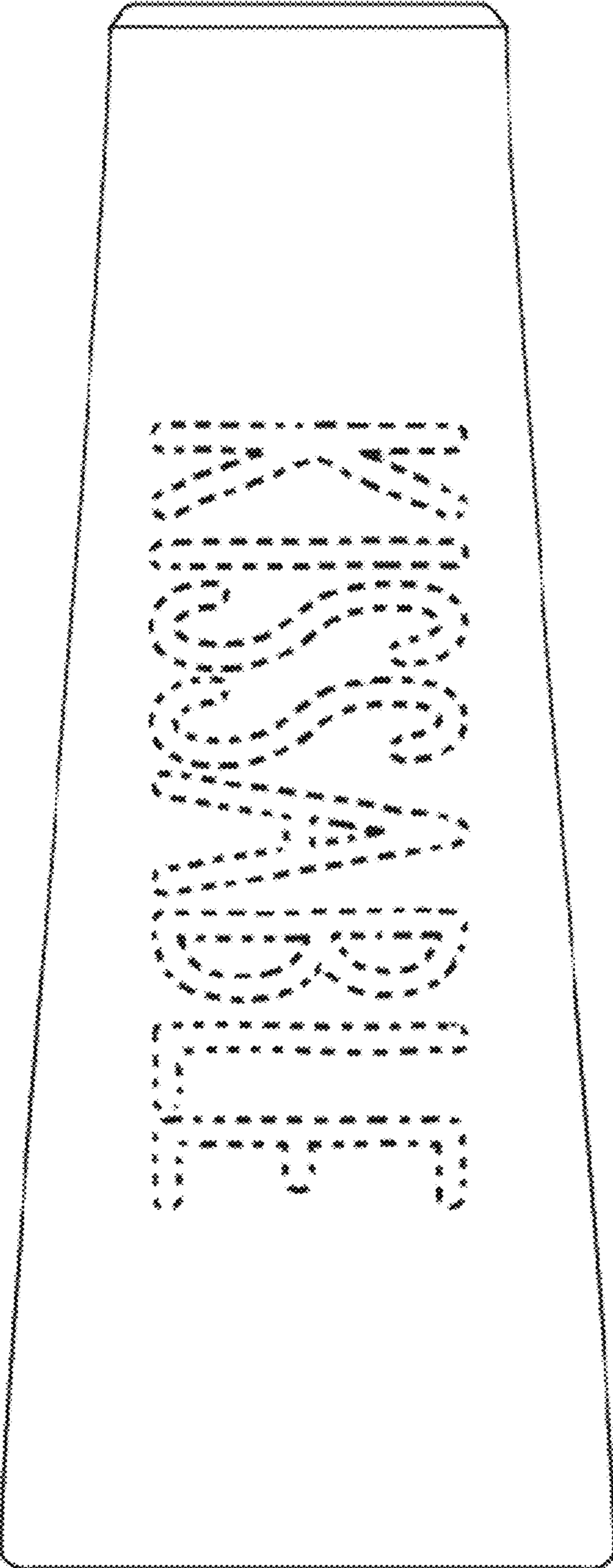


FIG. 1




FIG. 2

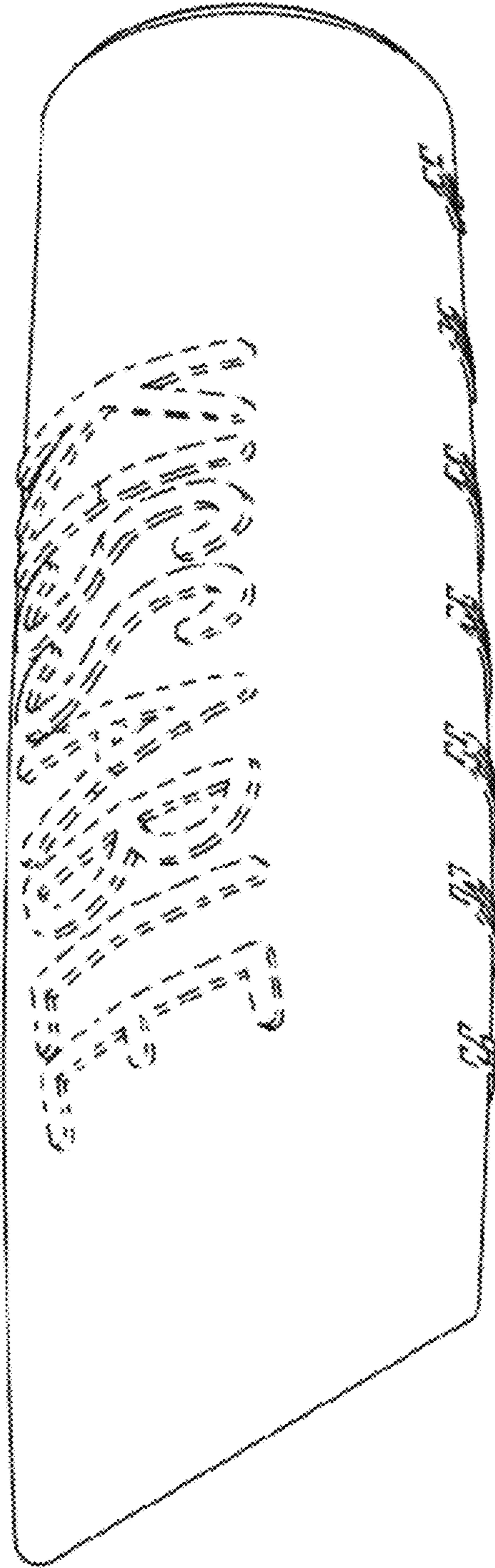


FIG. 3

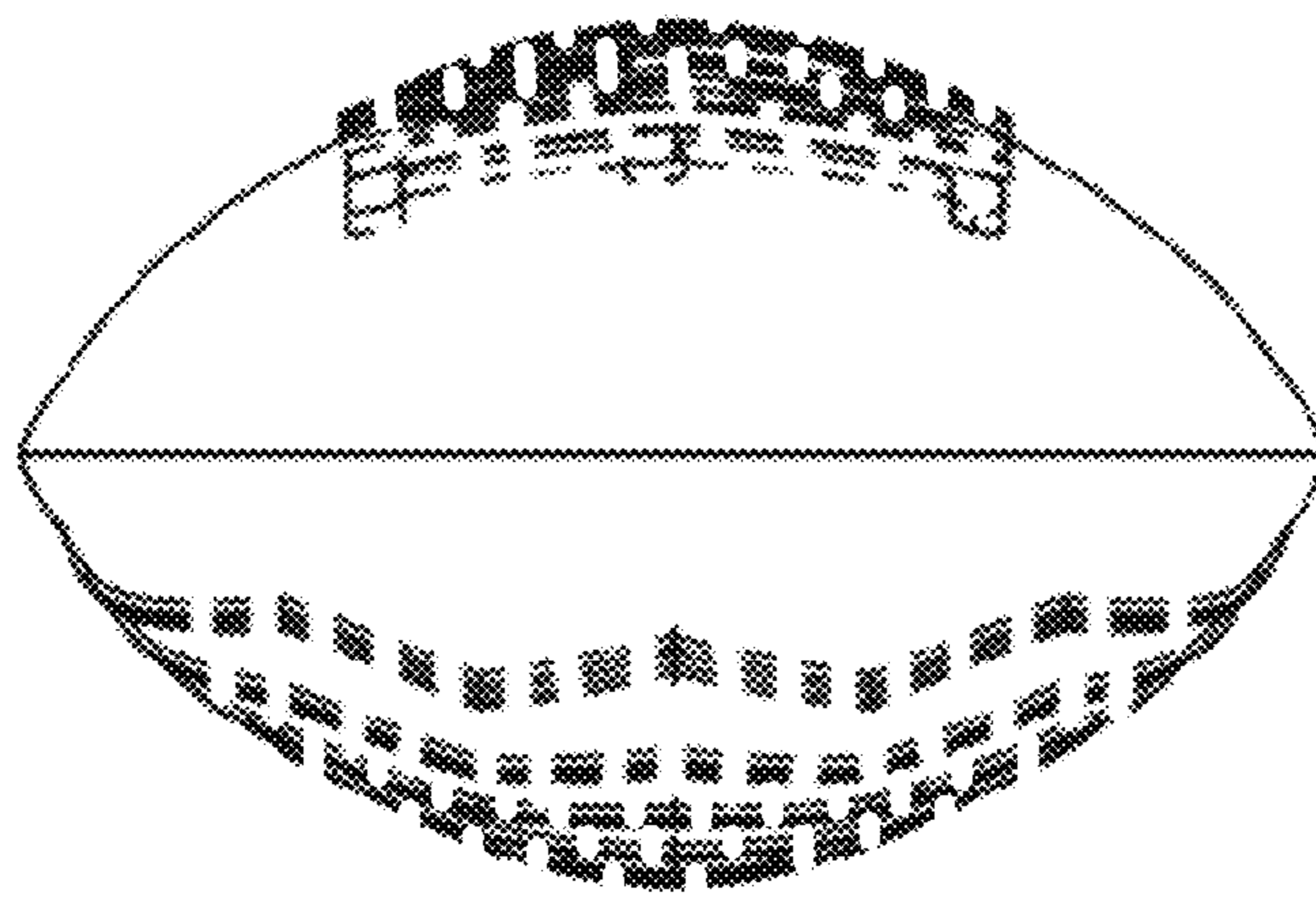


FIG. 4




FIG. 5




FIG. 6