



US00D835399S

(12) **United States Design Patent** (10) **Patent No.:** **US D835,399 S**
Sereday et al. (45) **Date of Patent:** **** Dec. 11, 2018**

(54) **HOLSTER**

(56) **References Cited**

(71) Applicant: **Vista Outdoor Operations LLC**,
Farmington, UT (US)
(72) Inventors: **Daniel Sereday**, Belgrade, MT (US);
Paul Smith, Bozeman, MT (US);
Christopher Michael, Belgrade, MT
(US); **Robert Kincaid**, Manhattan, MT
(US)
(73) Assignee: **Vista Outdoor Operations LLC**,
Farmington, UT (US)

U.S. PATENT DOCUMENTS

2,743,856 A	5/1956	Adams
2,951,622 A	9/1960	Heim
4,424,924 A	1/1984	Perkins
D293,741 S	1/1988	Nichols
D373,242 S	9/1996	Beletsky
D501,991 S	2/2005	Cook et al.
D512,561 S	12/2005	Cook et al.

(**) Term: **15 Years**

Primary Examiner — Catherine R Oliver-Garcia
(74) *Attorney, Agent, or Firm* — Christensen, Fonder,
Dardi & Herbert PLLC

(21) Appl. No.: **29/626,954**

(57) **CLAIM**

(22) Filed: **Nov. 21, 2017**

We claim the ornamental design for a holster, as shown and described.

Related U.S. Application Data

DESCRIPTION

(63) Continuation of application No. 29/521,233, filed on
Mar. 20, 2015, now Pat. No. Des. 802,914.

(51) **LOC (11) Cl.** **03-01**

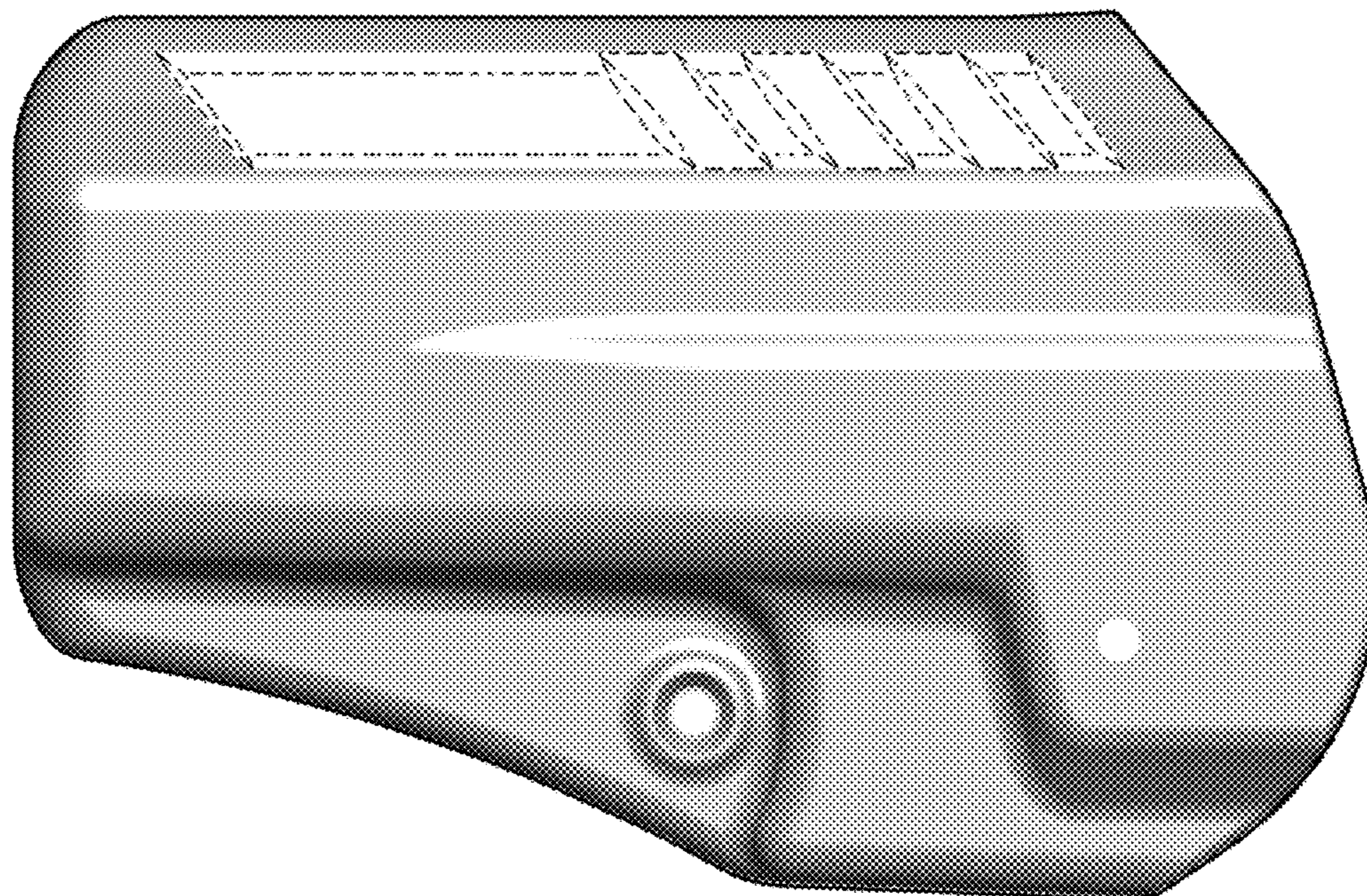
(52) **U.S. Cl.**
USPC **D3/222**

(58) **Field of Classification Search**
USPC D3/222-223; 224/183, 191-193, 198,
224/238-240, 243-244, 911-912
CPC A45F 5/00; A45F 2003/003; A45F
2200/0591; A45F 2200/105; A45F 5/021;
F41C 33/0209; F41C 33/0263; F41C
33/0236; F41C 33/041; F41C 33/048;
F41C 33/04

FIG. 1 is a side elevation view of a holster showing our new design;
FIG. 2 is an opposite side elevation view thereof;
FIG. 3 is a front elevation view thereof;
FIG. 4 is a rear elevation view thereof; and,
FIG. 5 is a bottom plan view thereof.
FIGS. 1-3 include broken lines indicating subject matter forming no part of the claimed design.
The top view appearance of the holster is not shown in the drawing and forms no part of the claimed design.

See application file for complete search history.

1 Claim, 5 Drawing Sheets



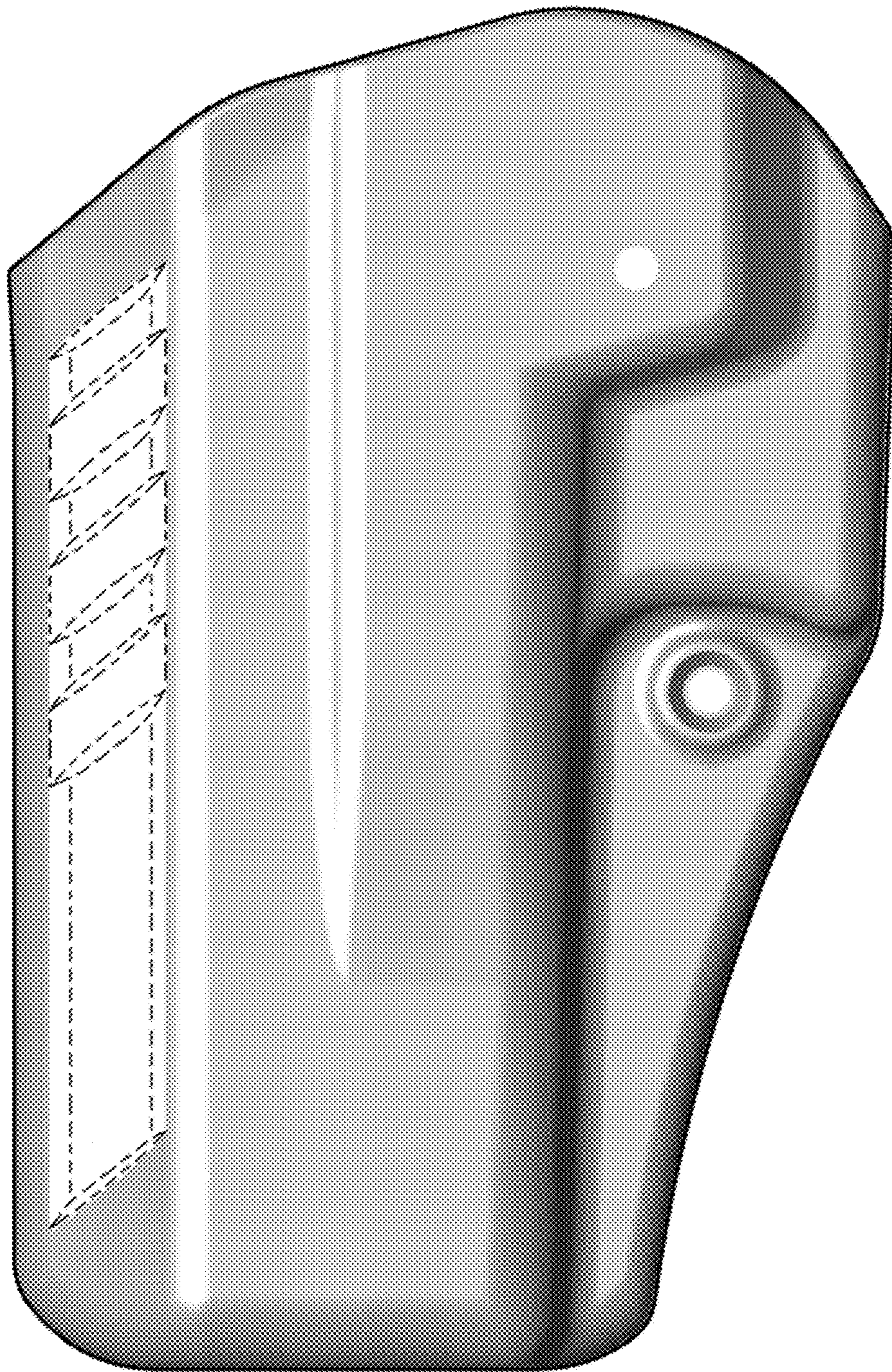


FIG. 1




FIG. 2

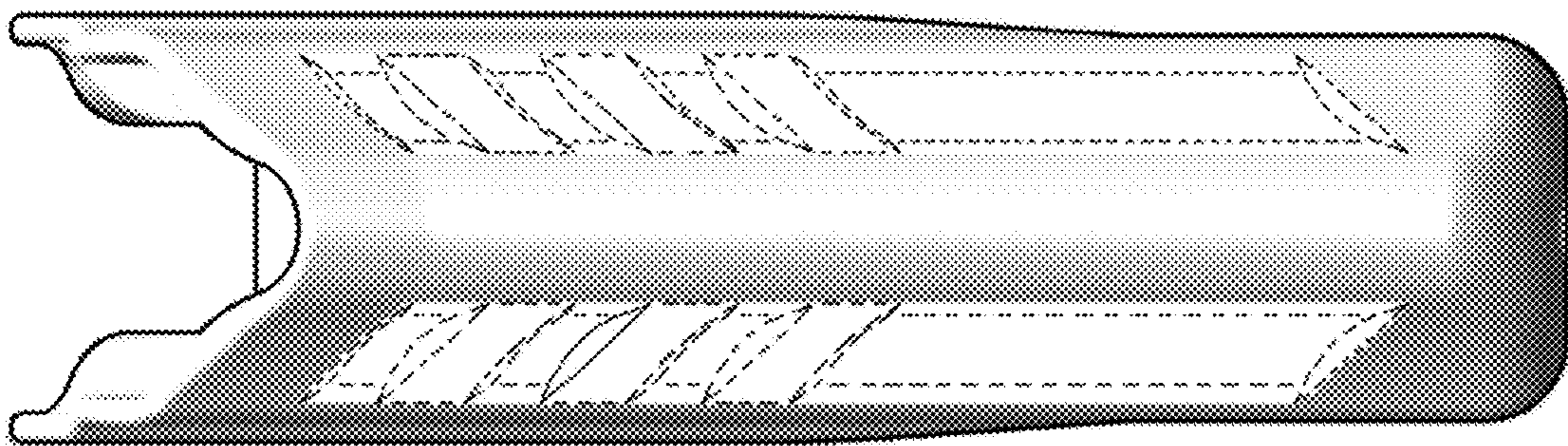


FIG. 3




FIG. 4

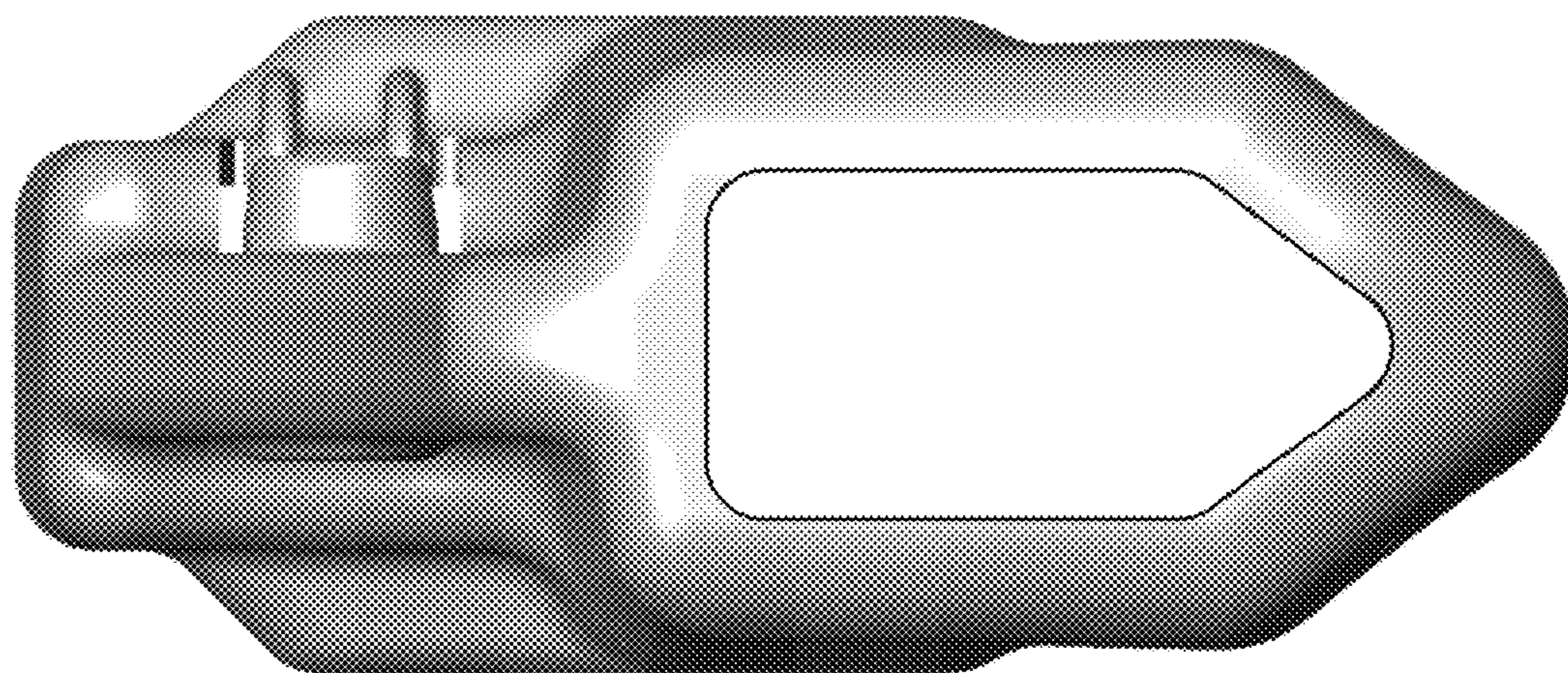


FIG. 5