



US00D835387S

(12) **United States Design Patent**
Boyd

(10) **Patent No.:** **US D835,387 S**

(45) **Date of Patent:** **** Dec. 11, 2018**

(54) **POCKET WITH STRAP FOR USE WITH A BRA**

(71) Applicant: **Jerodene Boyd**, St. Petersburg, FL (US)

(72) Inventor: **Jerodene Boyd**, St. Petersburg, FL (US)

(**) Term: **15 Years**

(21) Appl. No.: **29/605,029**

(22) Filed: **May 23, 2017**

(51) **LOC (11) Cl.** **02-02**

(52) **U.S. Cl.**
USPC **D2/857**

(58) **Field of Classification Search**
USPC D2/857, 863, 864, 999; D3/303, 226, D3/227, 233, 247, 249; D9/707; D24/128
CPC A45C 1/02; A45C 1/04; A45C 1/06; A45C 11/329; A45C 13/20; A45C 13/30; A45C 13/1046; A45C 2001/022; A45C 2001/101; A45F 3/02; A45F 3/04; A45F 5/02; A45F 5/021; A45F 2003/002; A45F 2005/006; A41C 3/0035; A41D 27/20; A41D 27/205

See application file for complete search history.

(56) **References Cited**

U.S. PATENT DOCUMENTS

- 3,772,708 A * 11/1973 Segelin A41D 27/20 2/253
- D241,189 S * 8/1976 Clark 150/147
- 4,159,728 A * 7/1979 Kraus A61F 7/08 383/105
- 4,570,688 A * 2/1986 Williams A45C 1/04 150/102
- 4,705,086 A * 11/1987 O'neill A45C 1/04 150/134

- 4,811,768 A * 3/1989 Williams A45C 1/04 150/102
- 4,815,510 A * 3/1989 Edelist A45C 1/04 150/134
- 5,573,441 A * 11/1996 Smith A41C 3/0035 150/134
- 5,724,698 A * 3/1998 Mondragon A47K 10/02 15/209.1
- 6,148,993 A * 11/2000 Chisolm A45C 1/02 206/37.4
- D439,040 S * 3/2001 Vazquez A45C 13/1046 D3/233
- 6,318,613 B1 * 11/2001 Underhill A45C 1/04 150/134
- D477,873 S * 7/2003 Borash D24/128
- D481,866 S * 11/2003 Lawrence, Sr. D3/249
- D486,030 S * 2/2004 Bergh D3/301
- D606,749 S * 12/2009 Mittelman D3/247
- D613,181 S * 4/2010 Friedland D9/707

(Continued)

FOREIGN PATENT DOCUMENTS

WO 2016011490 A1 1/2016

Primary Examiner — Kevin K Rudzinski

Assistant Examiner — Paul D Bohannon

(57) **CLAIM**

I claim the ornamental design for a pocket with strap for use with a bra, as shown and described.

DESCRIPTION

FIG. 1 is a front view of the pocket with strap for use with a bra.

FIG. 2 is a back view of the claimed design.

FIG. 3 is a left view of the claimed design.

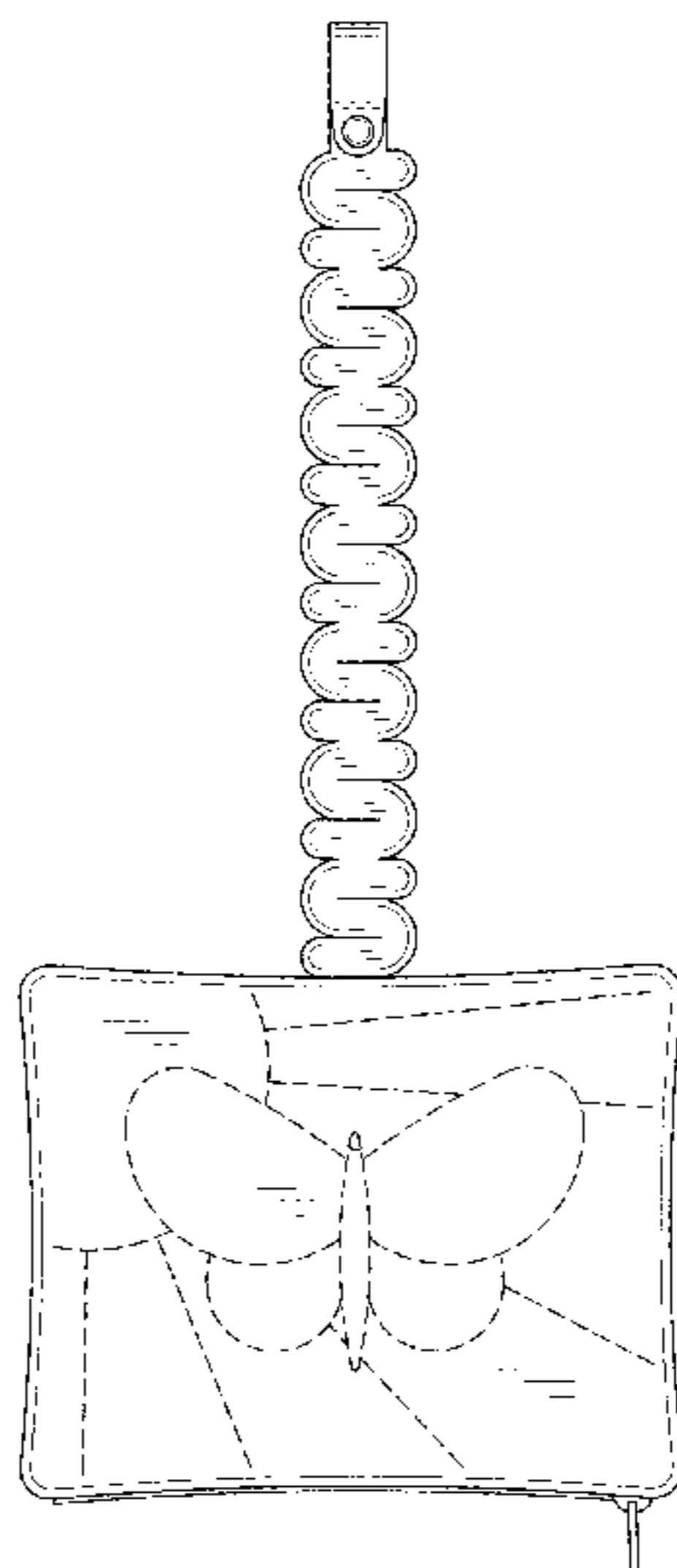
FIG. 4 is a right view of the claimed design.

FIG. 5 is a top view of the claimed design; and,

FIG. 6 is a bottom view of the claimed design.

The broken lines shown in the drawings are for the purpose of illustrating environmental structure and form no part of the claimed design.

1 Claim, 4 Drawing Sheets



(56)

References Cited

U.S. PATENT DOCUMENTS

D623,852 S * 9/2010 Kroll D3/226
D658,352 S 5/2012 Pinner
8,267,289 B2 * 9/2012 Irvin A45C 1/04
150/131
8,597,072 B1 12/2013 Lucas
8,683,663 B2 * 4/2014 Geller A45F 5/00
224/908
8,771,036 B2 7/2014 Gentry
D718,935 S * 12/2014 Hyzdu D3/303
D745,247 S 12/2015 Mazard
9,289,016 B1 3/2016 Goff
D793,079 S * 8/2017 Broussard D3/233
2009/0067150 A1 * 3/2009 Ito A45C 11/182
361/818
2014/0106646 A1 4/2014 Delgado
2015/0257457 A1 9/2015 Kenny

* cited by examiner

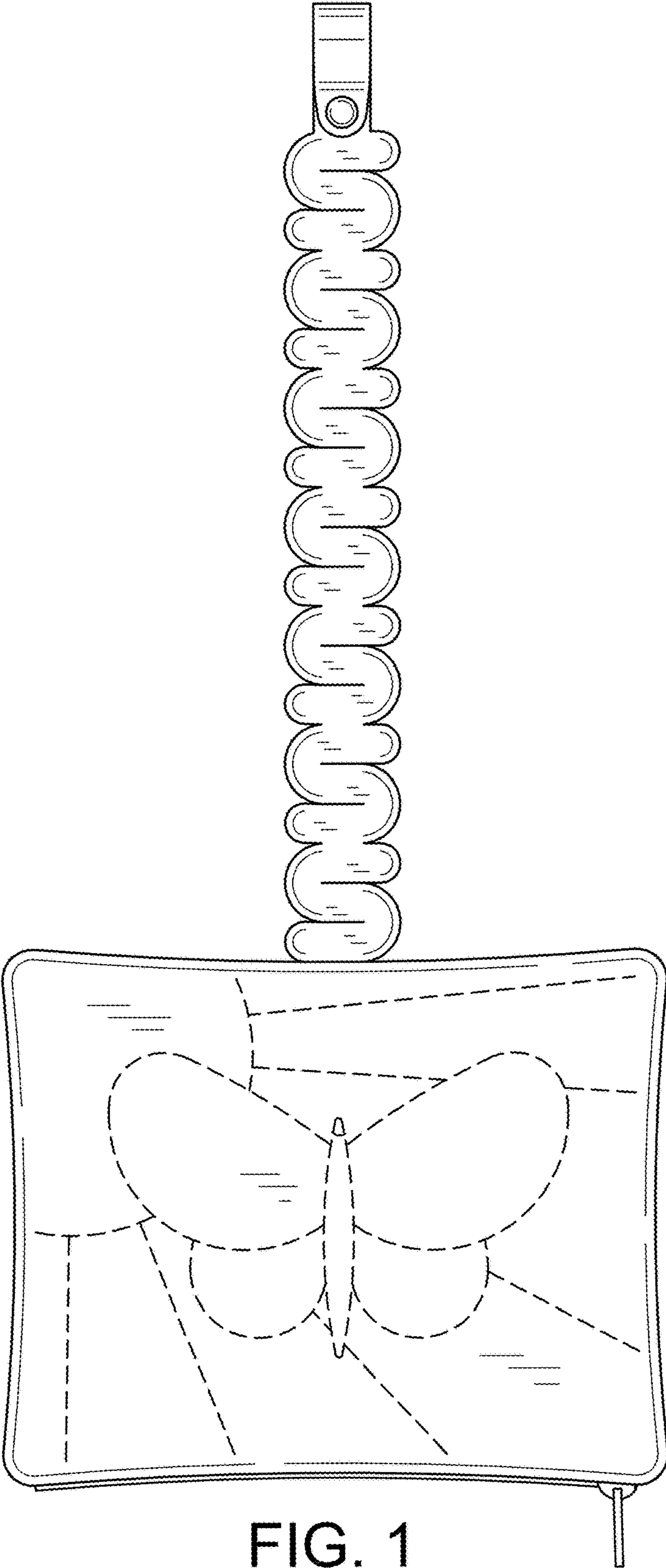


FIG. 1

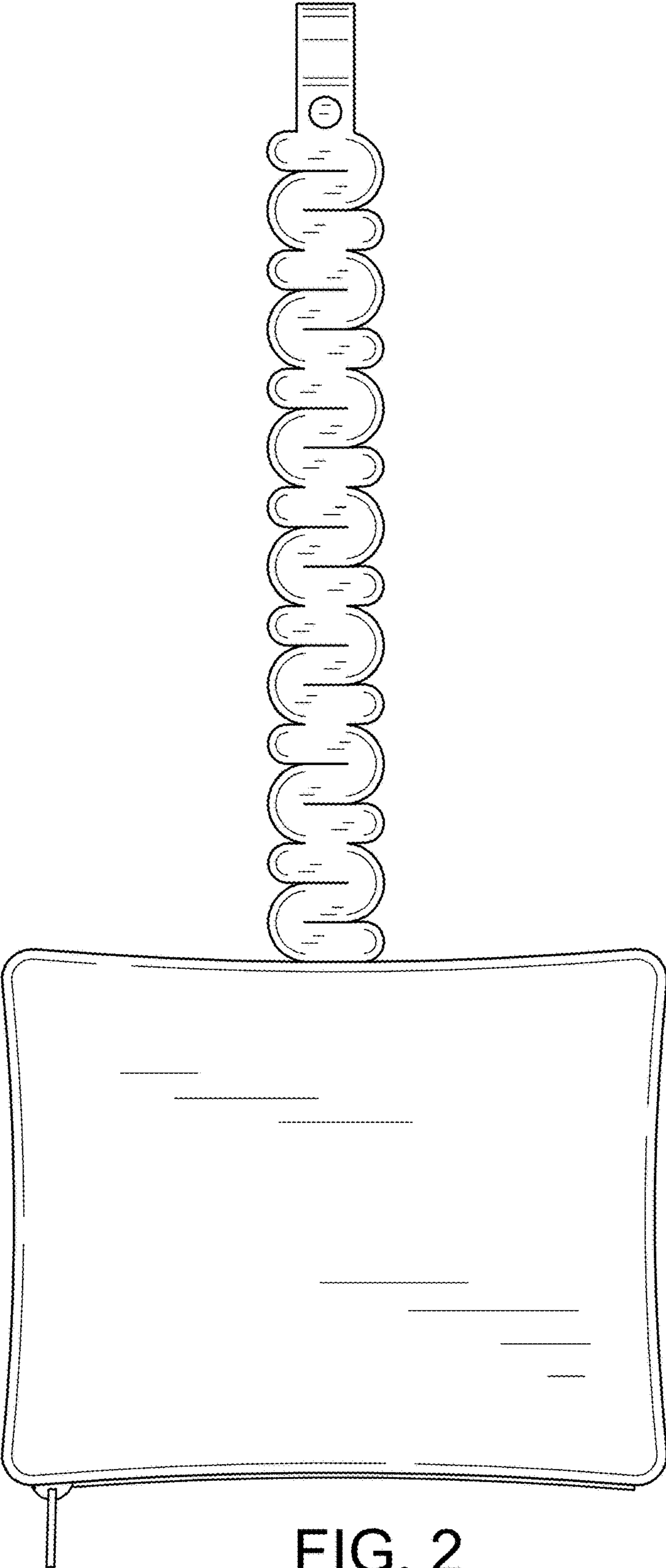


FIG. 2

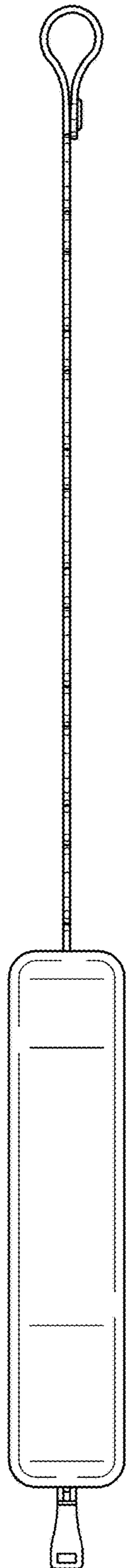


FIG. 3

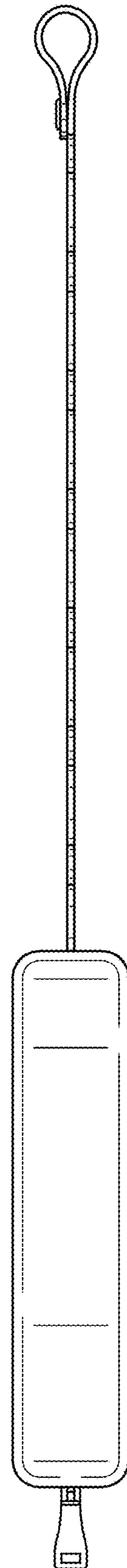


FIG. 4

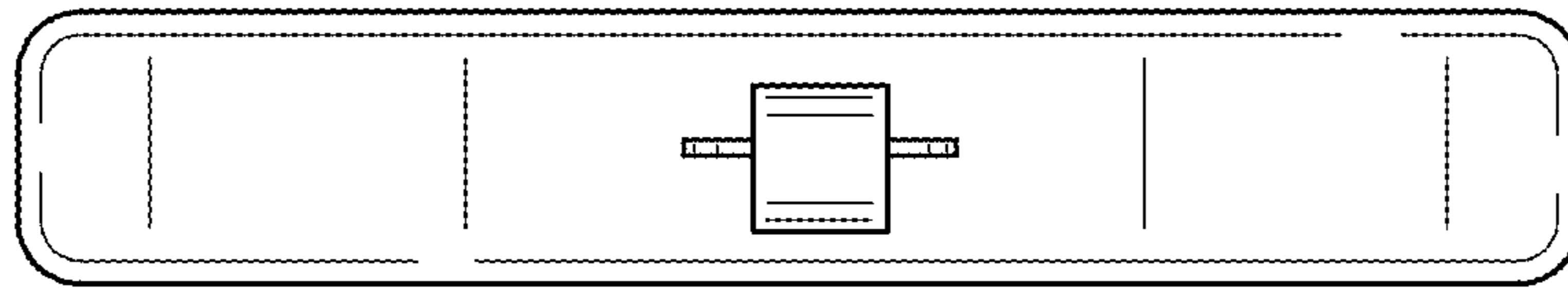


FIG. 5




FIG. 6