



US00D835382S

(12) **United States Design Patent** (10) **Patent No.:** **US D835,382 S**
Rana (45) **Date of Patent:** **** Dec. 11, 2018**

- (54) **RAVIOLI**
- (71) Applicant: **PASTIFICIO RANA S.p.A.**, San Giovanni Lupatoto (Verona) (IT)
- (72) Inventor: **Giovanni Rana**, San Giovanni Lupatoto (IT)
- (73) Assignee: **PASTIFICIO RANA S.P.A.**, San Giovanni Lupatoto (Verona) (IT)

D306,479 S *	3/1990	Groh	D23/367
D308,021 S *	5/1990	Natori	D9/666
D316,160 S *	4/1991	Schurig	D24/102
D369,451 S *	5/1996	Gornet	D1/106
D397,339 S *	8/1998	Davis	D14/189
D585,176 S *	1/2009	Piccoli	D1/111
D586,533 S *	2/2009	Madsen	D1/111
D668,019 S *	10/2012	Rana	D1/126
D685,977 S *	7/2013	Rana	D1/126
D693,087 S *	11/2013	Rana	D1/126
D732,267 S *	6/2015	Rana	D1/126

(**) Term: **15 Years**

(21) Appl. No.: **29/606,311**

(22) Filed: **Jun. 2, 2017**

(51) **LOC (11) Cl.** **01-01**

(52) **U.S. Cl.**
USPC **D1/126; D1/111**

(58) **Field of Classification Search**
 USPC D1/100–130, 199; 426/94, 104, 138, 426/143, 144, 274, 283, 303, 391, 512, 426/514, 518, 549; D6/597, 601; D7/675, 560, 566, 568, 672; D9/451, D9/707, 710, 715; D28/8.1, 8.2; D21/385, 386, 621, 635, 637, 707; D24/101–104; D23/411, 413; D20/31; D15/199
 CPC . A21C 11/12; A22C 13/0013; A21D 13/0016; A21D 13/0029; A21D 13/0022; A21D 13/0025; A21D 13/0074; A23G 3/54; A23G 4/20; A23G 9/48; A23L 1/005; A23L 1/0052; A23L 1/0067; A23L 1/16; A23L 1/1641; A23L 1/217; A23V 2002/00

See application file for complete search history.

(56) **References Cited**

U.S. PATENT DOCUMENTS

- 268,321 A * 11/1882 Haagen C11D 17/00 510/148
- D166,238 S * 3/1952 Bedinger D28/80

OTHER PUBLICATIONS

“Jolie Ravioli Kids Shaped Ravioli.” Heaven-Lee Desserts Heaven-Lee Pasta. Sep. 15, 2015. Web. Jan. 24, 2018. <<http://www.heavenleedessertsandpasta.com/product/jolie-ravioli-kids-shaped-ravioli/>>.*

* cited by examiner

Primary Examiner — Katie Jane Stofko
(74) *Attorney, Agent, or Firm* — Knobbe, Martens, Olson & Bear, LLP

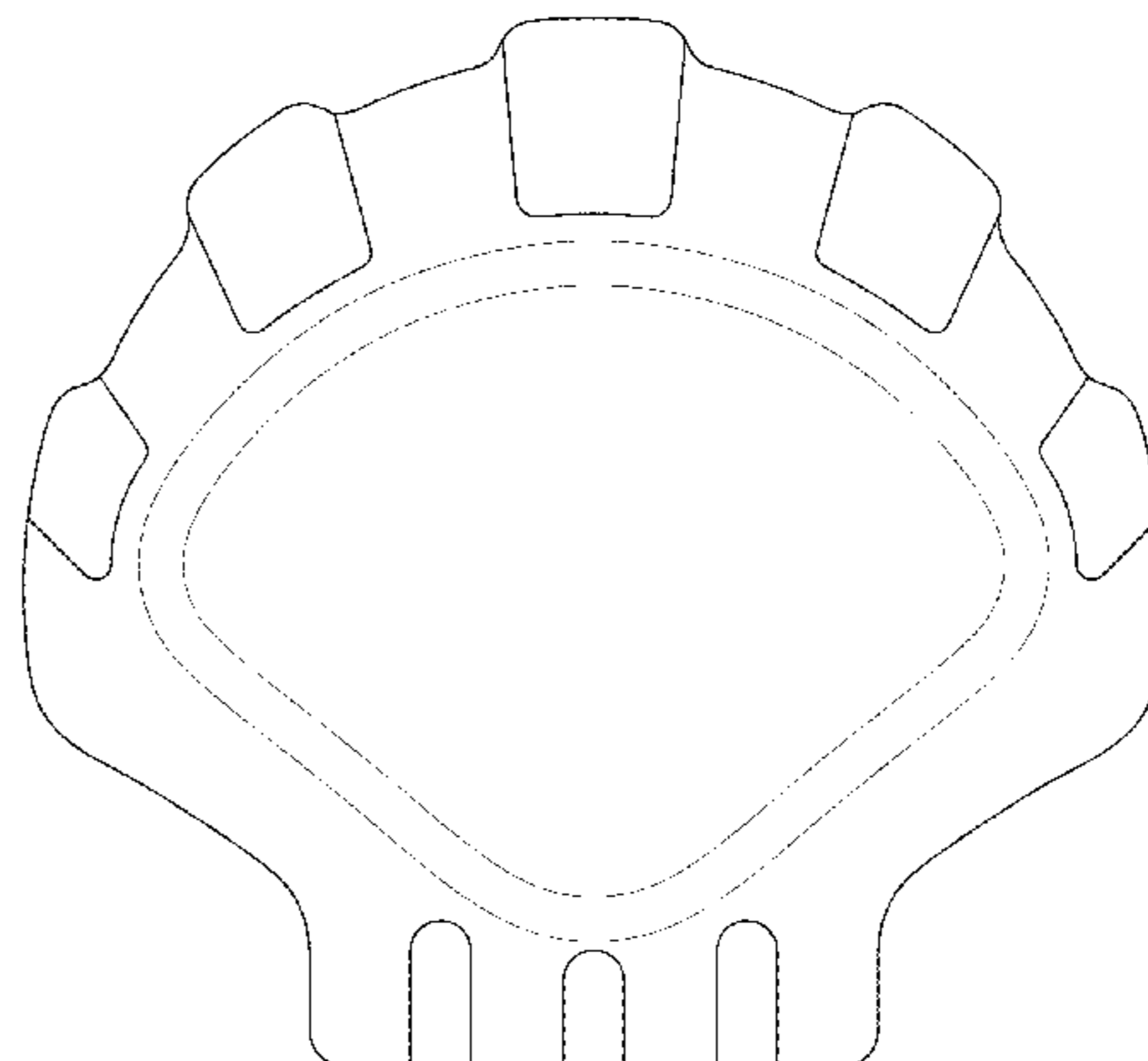
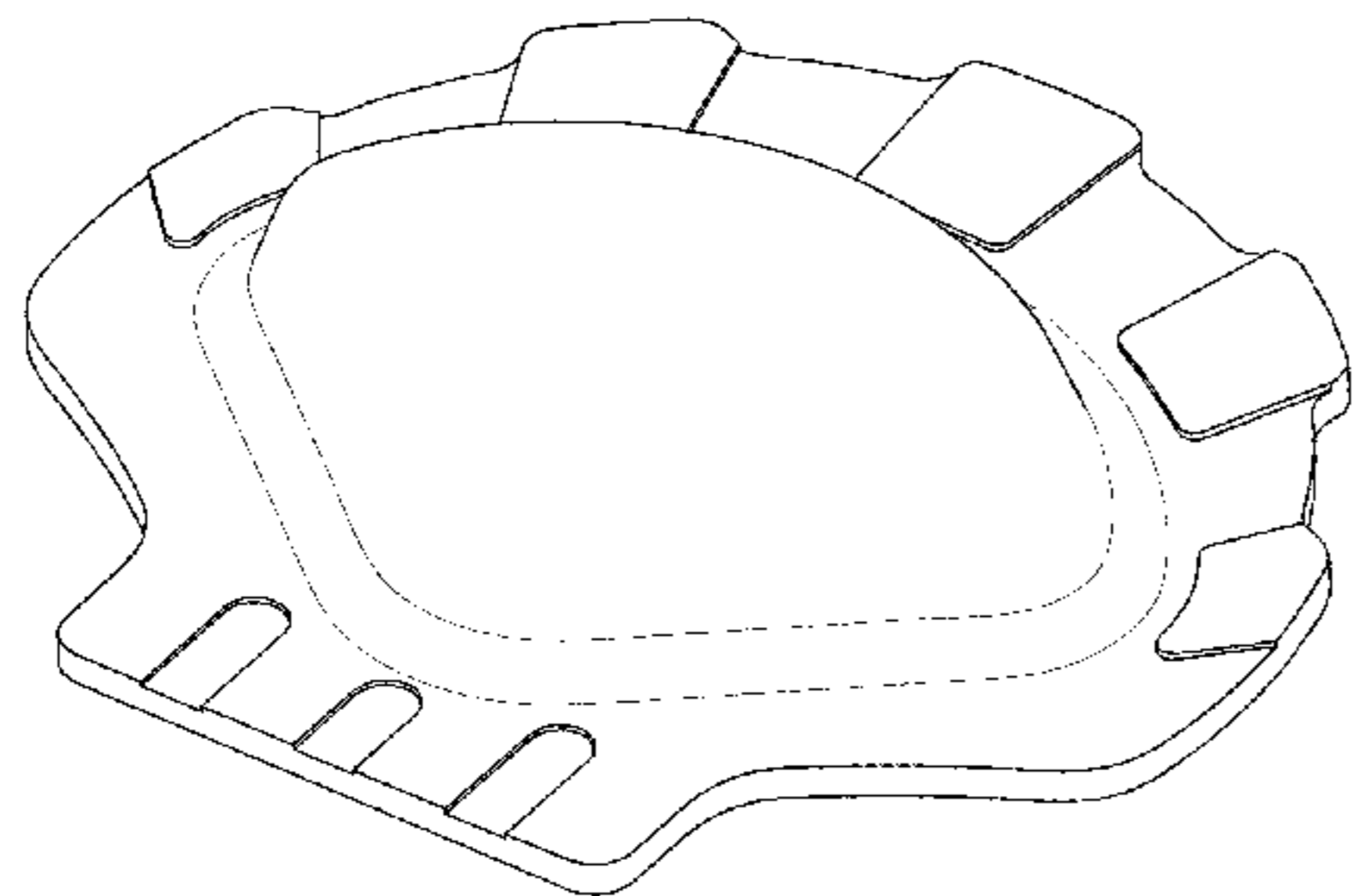
(57) **CLAIM**

The ornamental design for a ravioli, as shown.

DESCRIPTION

FIG. 1 is a perspective view of a ravioli, showing my new design;
 FIG. 2 is a top plan view thereof;
 FIG. 3 is a right side elevational view thereof;
 FIG. 4 is a left side elevational view thereof;
 FIG. 5 is a bottom plan view thereof;
 FIG. 6 is a rear elevational view thereof; and,
 FIG. 7 is a front elevational view thereof.

1 Claim, 5 Drawing Sheets



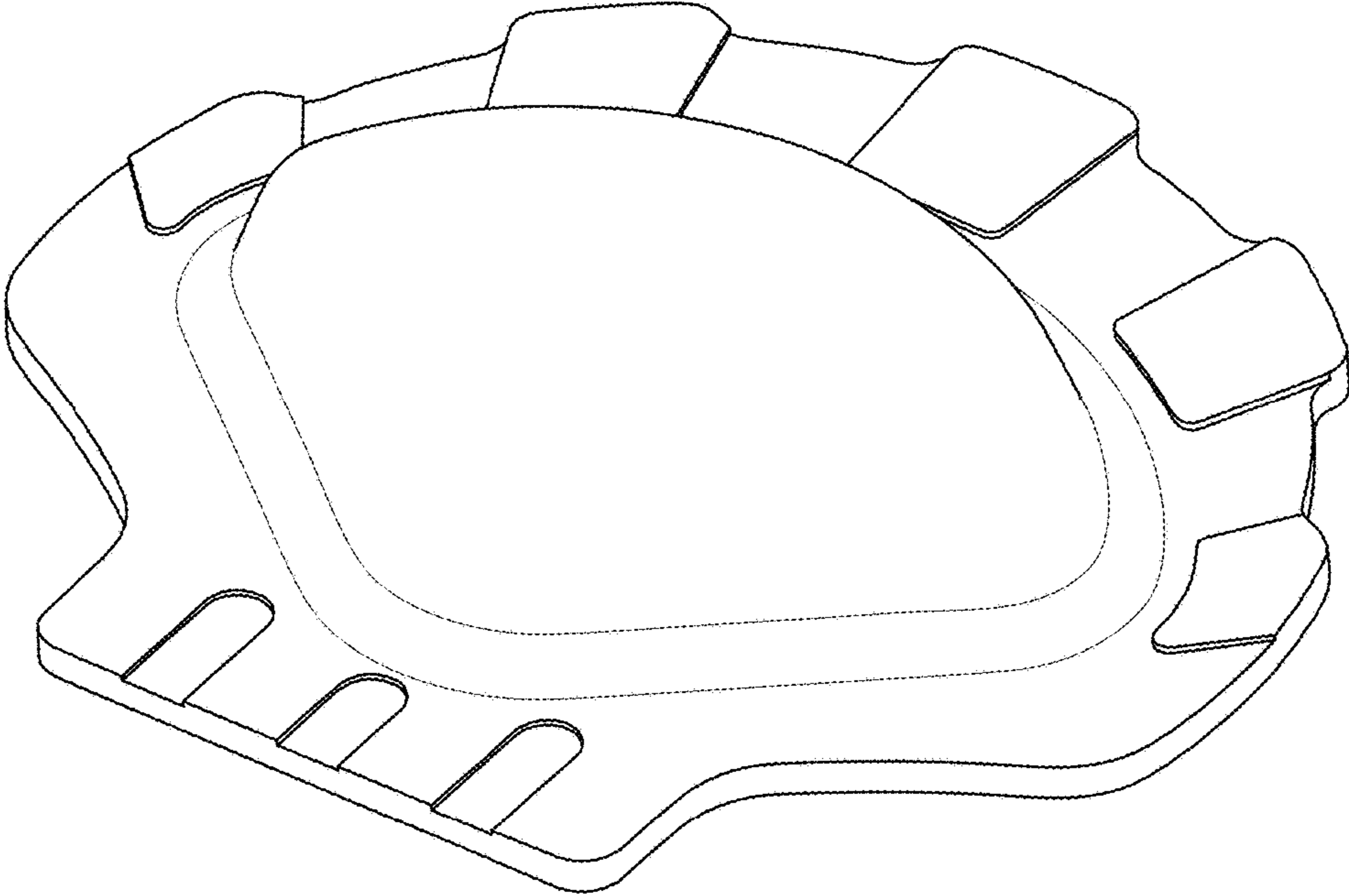


FIG. 1

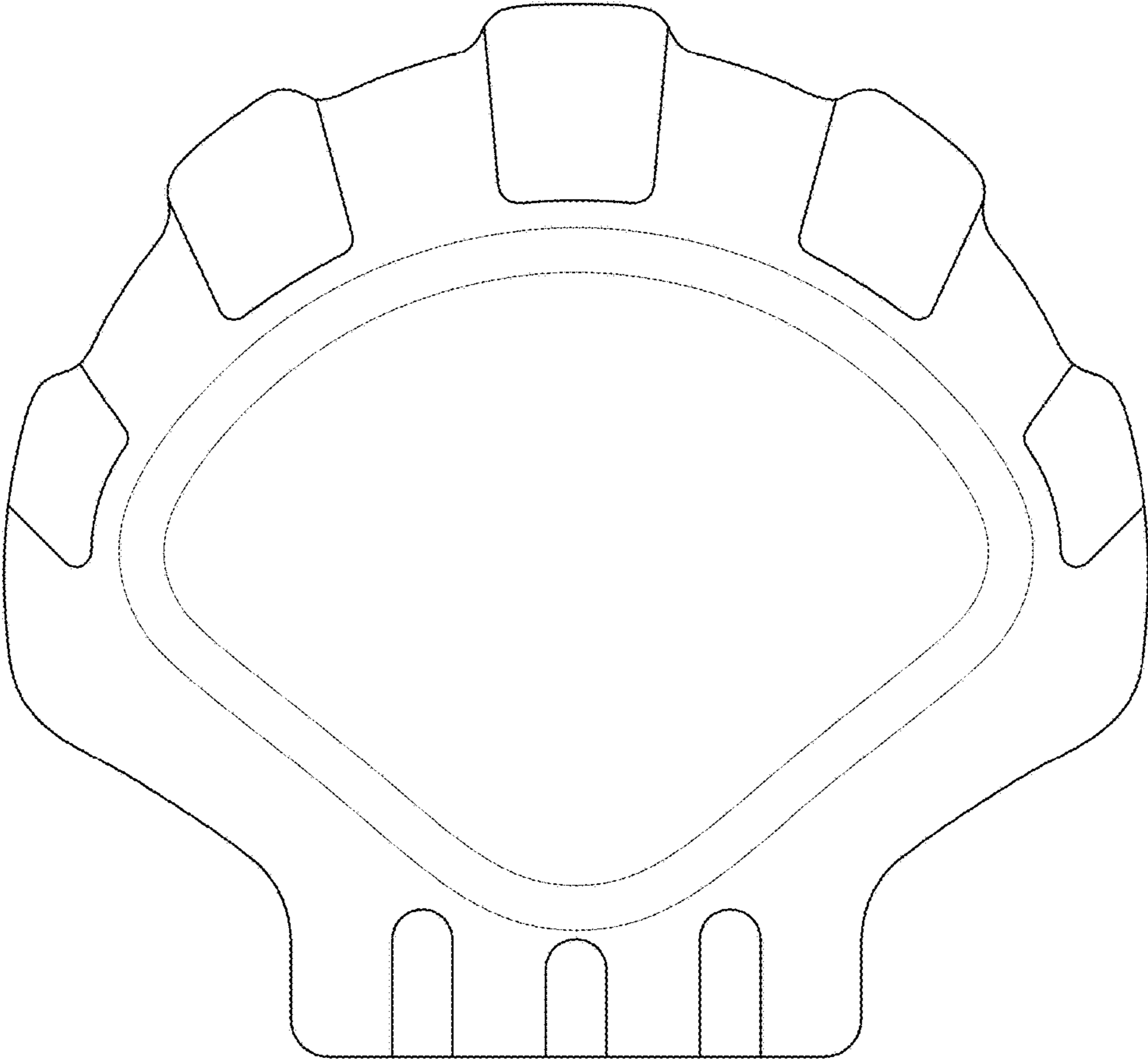


FIG. 2

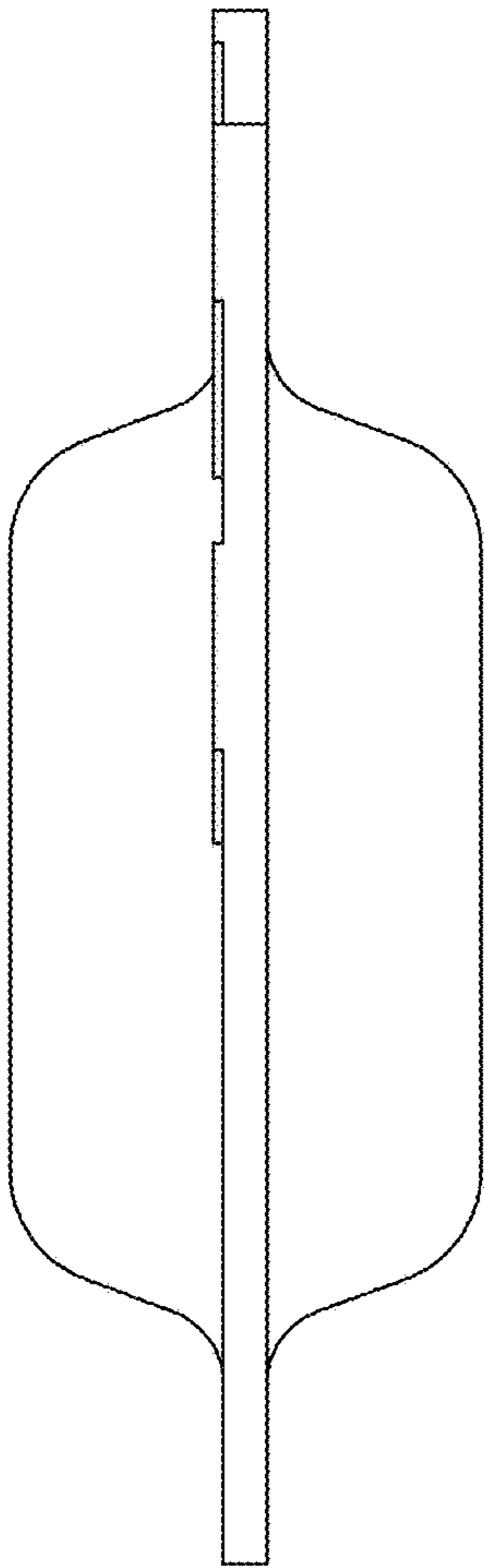


FIG. 3

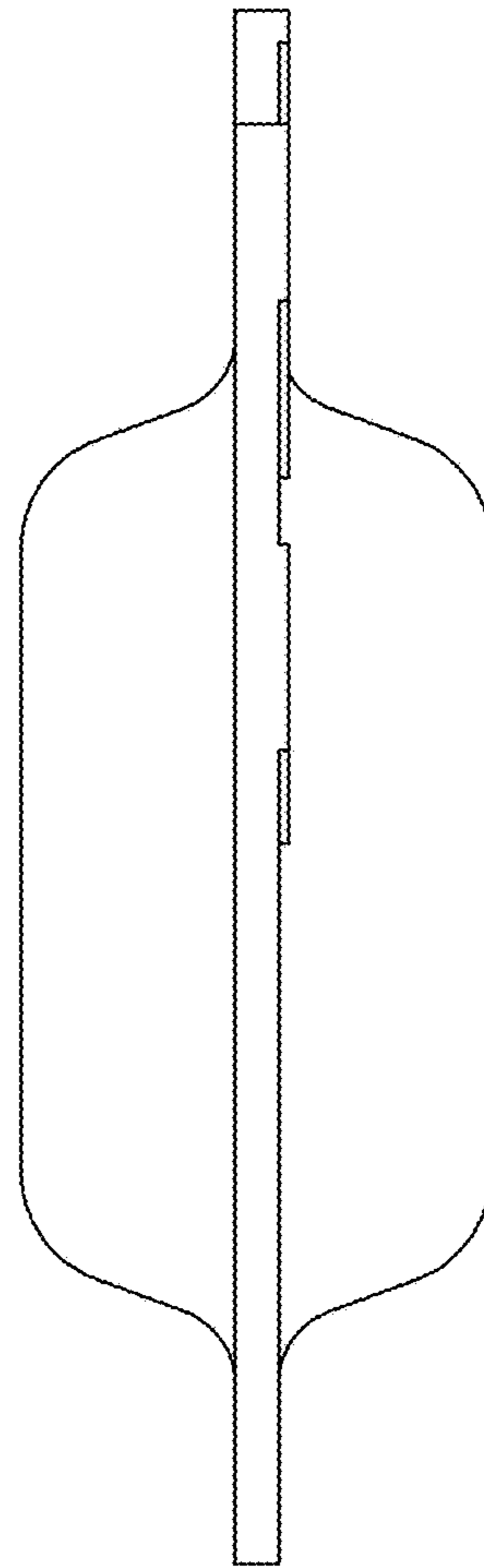


FIG. 4

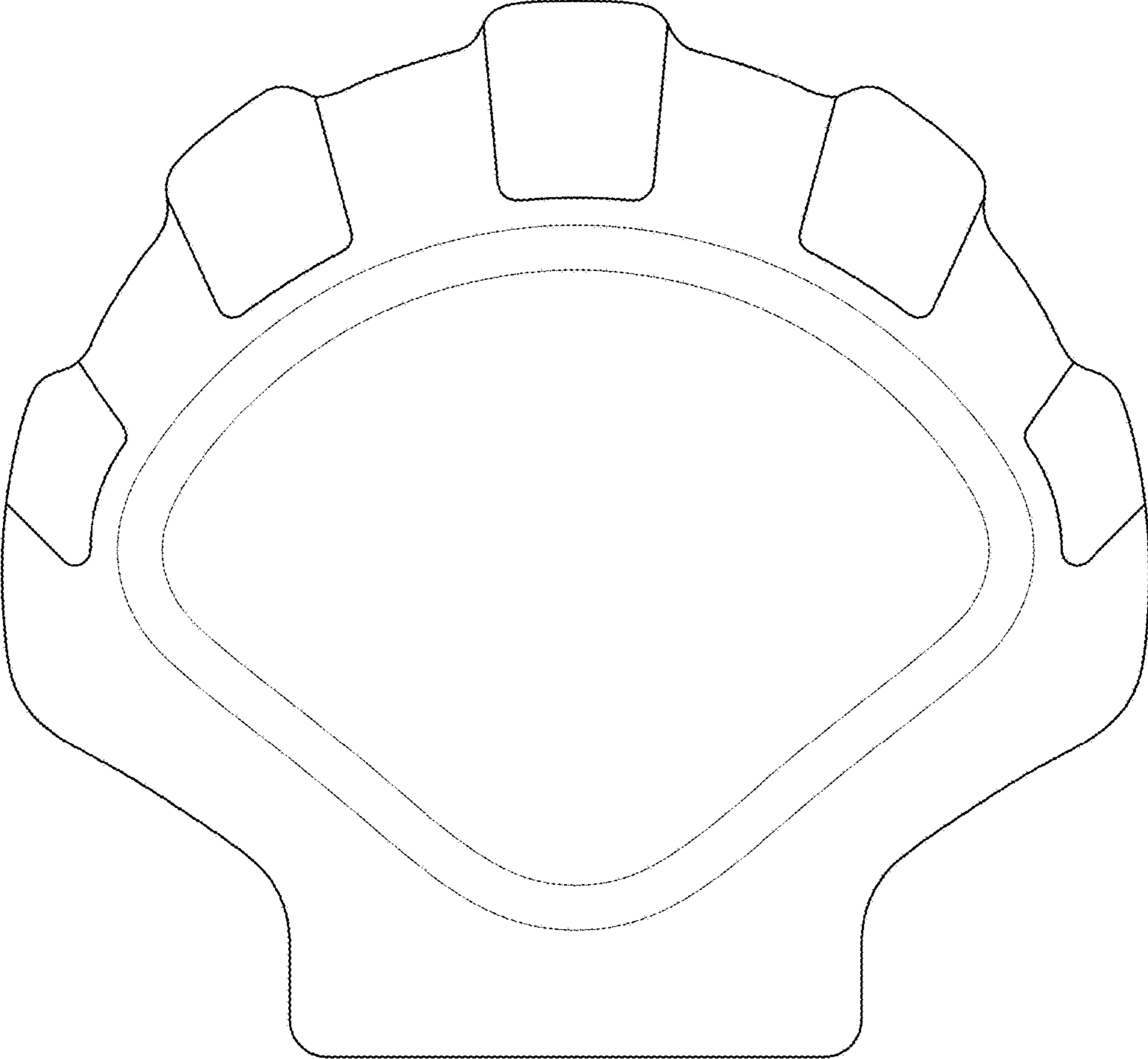


FIG. 5

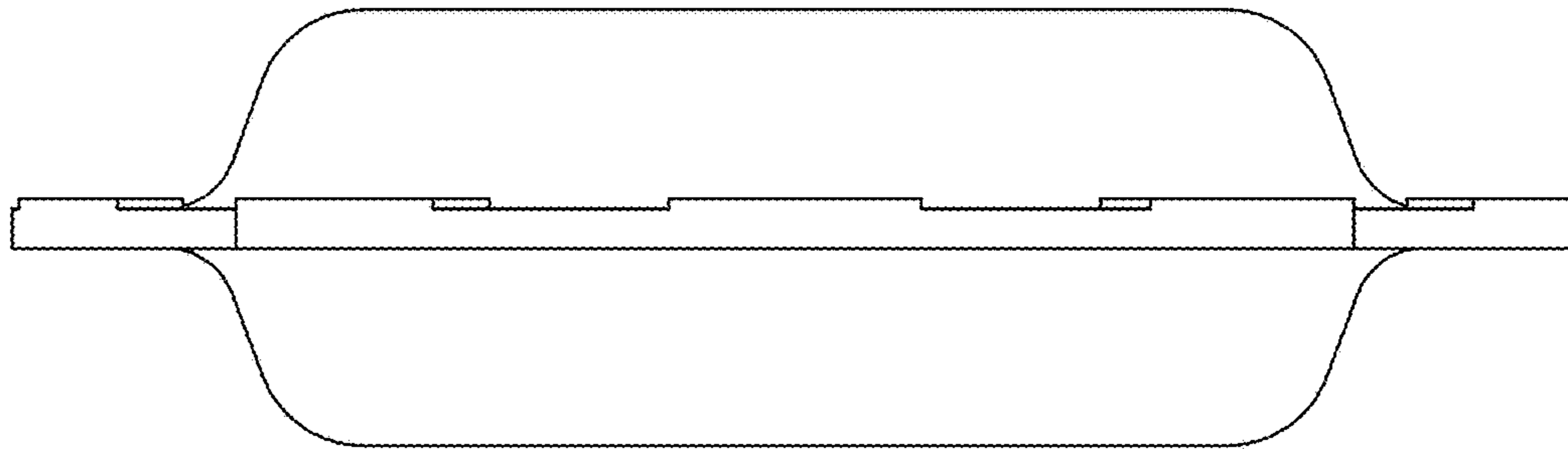


FIG. 6

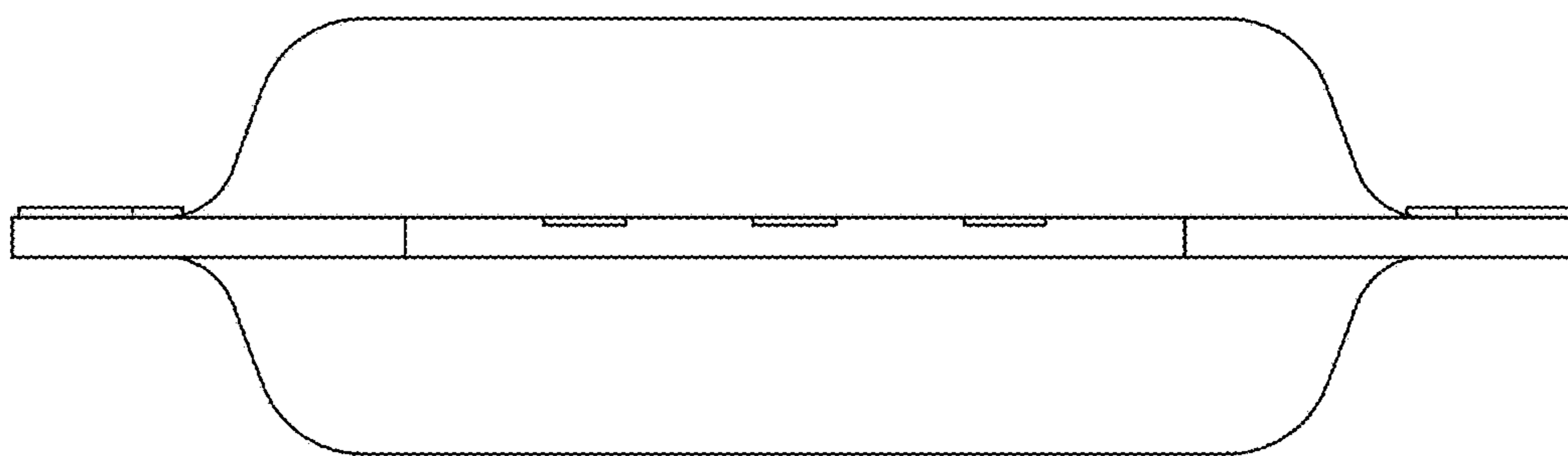


FIG. 7