

US00D835381S

(12) **United States Design Patent**
Allio et al.

(10) **Patent No.:** **US D835,381 S**
(45) **Date of Patent:** **** Dec. 11, 2018**

- (54) **WAFFLE**
- (71) Applicant: **The FIX, LLC**, Providence, RI (US)
- (72) Inventors: **Michael K. Allio**, Providence, RI (US);
Stephen E. Lane, Providence, RI (US)
- (73) Assignee: **THE FIX, LLC**, Providence, RI (US)
- (**) Term: **15 Years**
- (21) Appl. No.: **29/608,085**
- (22) Filed: **Jun. 19, 2017**
- (51) **LOC (11) Cl.** **01-01**
- (52) **U.S. Cl.**
USPC **D1/115**
- (58) **Field of Classification Search**
USPC D1/100–130, 199; 426/104, 108, 138,
426/391, 549, 808, 94, 143, 559, 560;
D11/12, 24, 40, 43, 79, 86, 95;
D24/101–104; 446/118, 128; D21/484,
D21/499, 503, 335; D9/707, 756
CPC A23G 3/50; A23G 3/54; A23J 3/26; A23L
1/0067
See application file for complete search history.

- (56) **References Cited**
U.S. PATENT DOCUMENTS
D37,277 S * 12/1904 Andresen D1/121
D45,899 S * 6/1914 Ward D1/121

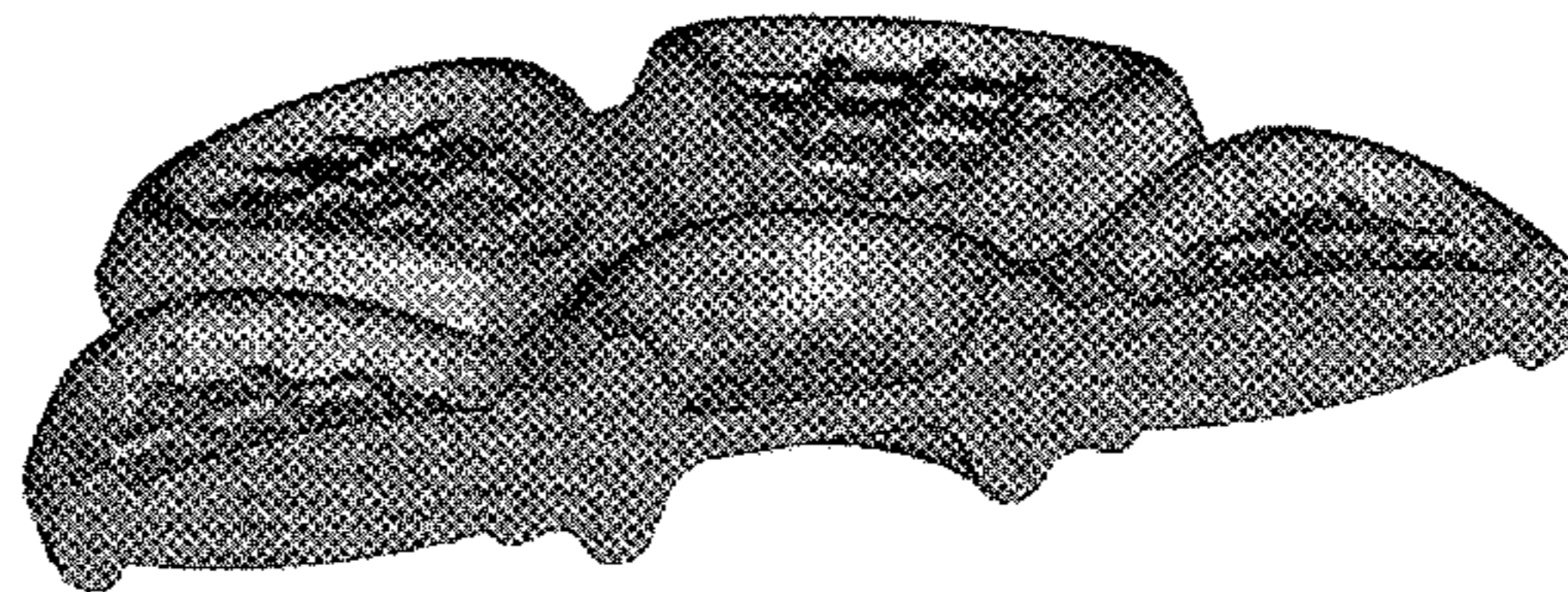

- D70,790 S * 8/1926 Grunberg D11/117
- D339,443 S * 9/1993 Bielinski D1/125
- D492,581 S * 7/2004 Fahy D8/378
- D494,338 S * 8/2004 Baumhogger D99/34
- D510,400 S * 10/2005 Rockstad D21/808
- 7,178,364 B2 * 2/2007 Shapiro A44C 5/102
59/80
- D549,427 S * 8/2007 Gambino D1/125
- D554,728 S * 11/2007 Peterson D21/803
- D607,176 S * 1/2010 Roskam D1/115
- D658,346 S * 5/2012 Proudhon
- D772,525 S * 11/2016 Enoch D1/127
- D780,434 S * 3/2017 Daniels D2/976
- 2005/0223907 A1 10/2005 Albritton et al.
- 2005/0223908 A1 10/2005 Albritton et al.

* cited by examiner
Primary Examiner — Katie Jane Stofko
(74) *Attorney, Agent, or Firm* — Leason Ellis LLP

(57) **CLAIM**
The ornamental design for a waffle, as shown and described.

DESCRIPTION
FIG. 1 is a top and side perspective view of a waffle showing our new design;
FIG. 2 is a top plan view thereof, the bottom plan view being a mirror image thereof;
FIG. 3 is a front perspective view thereof;
FIG. 4 is a front elevation view thereof, the rear elevation view being a mirror image thereof; and,
FIG. 5 is a cross-sectional perspective view thereof.

1 Claim, 2 Drawing Sheets



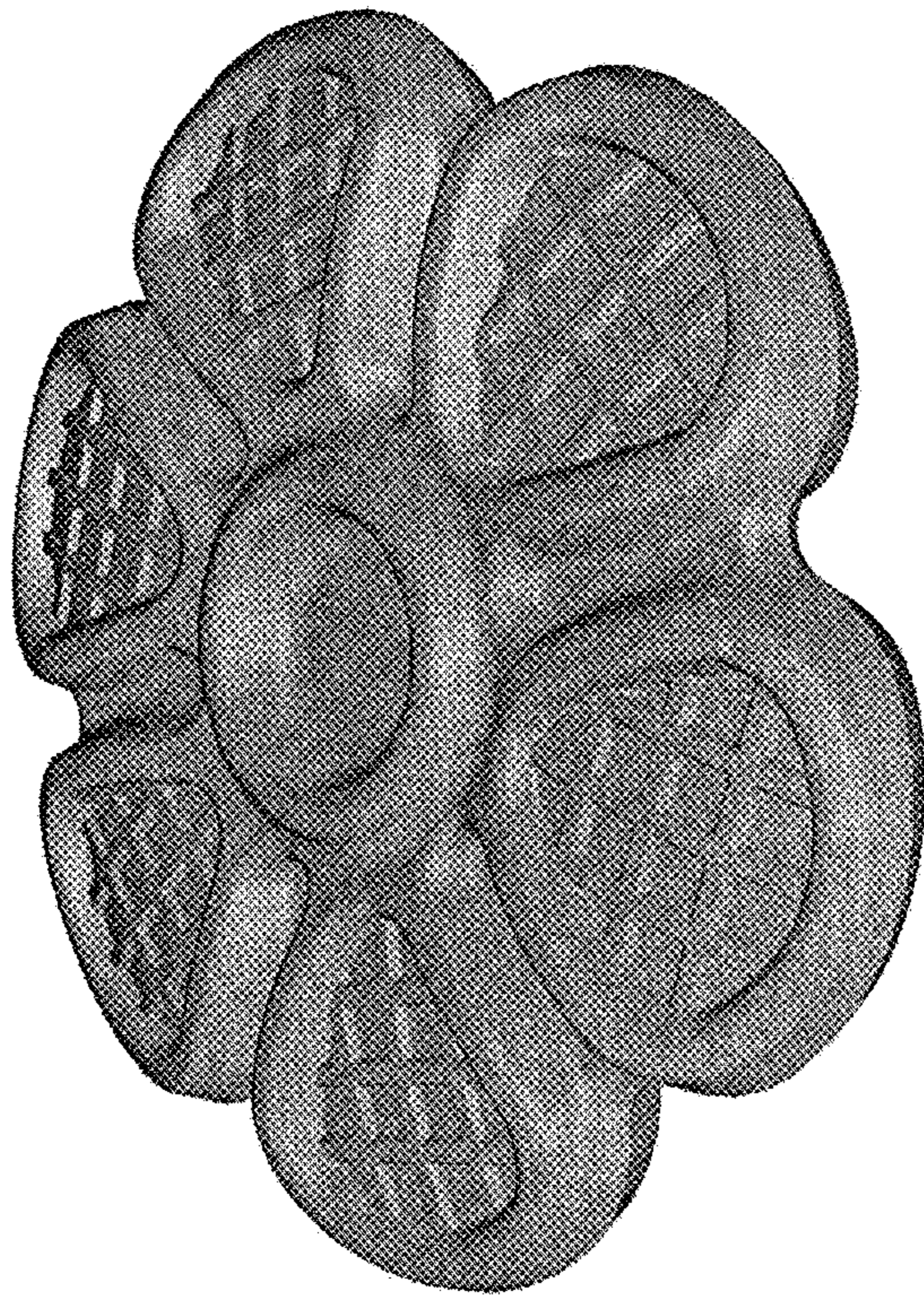



Fig. 1

Fig. 2



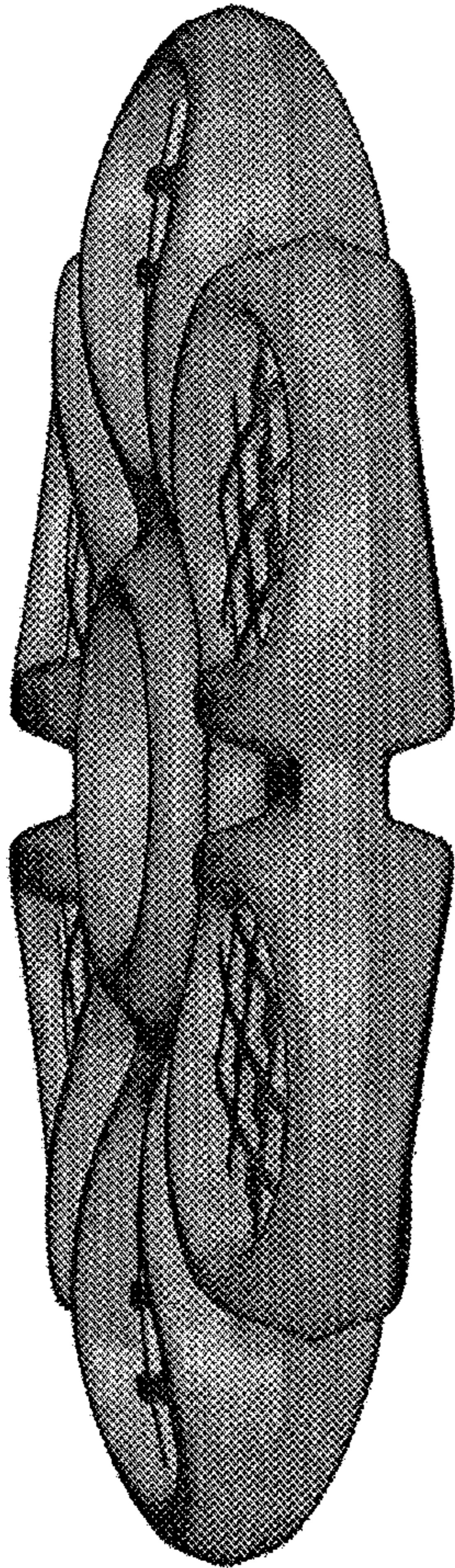


Fig. 3

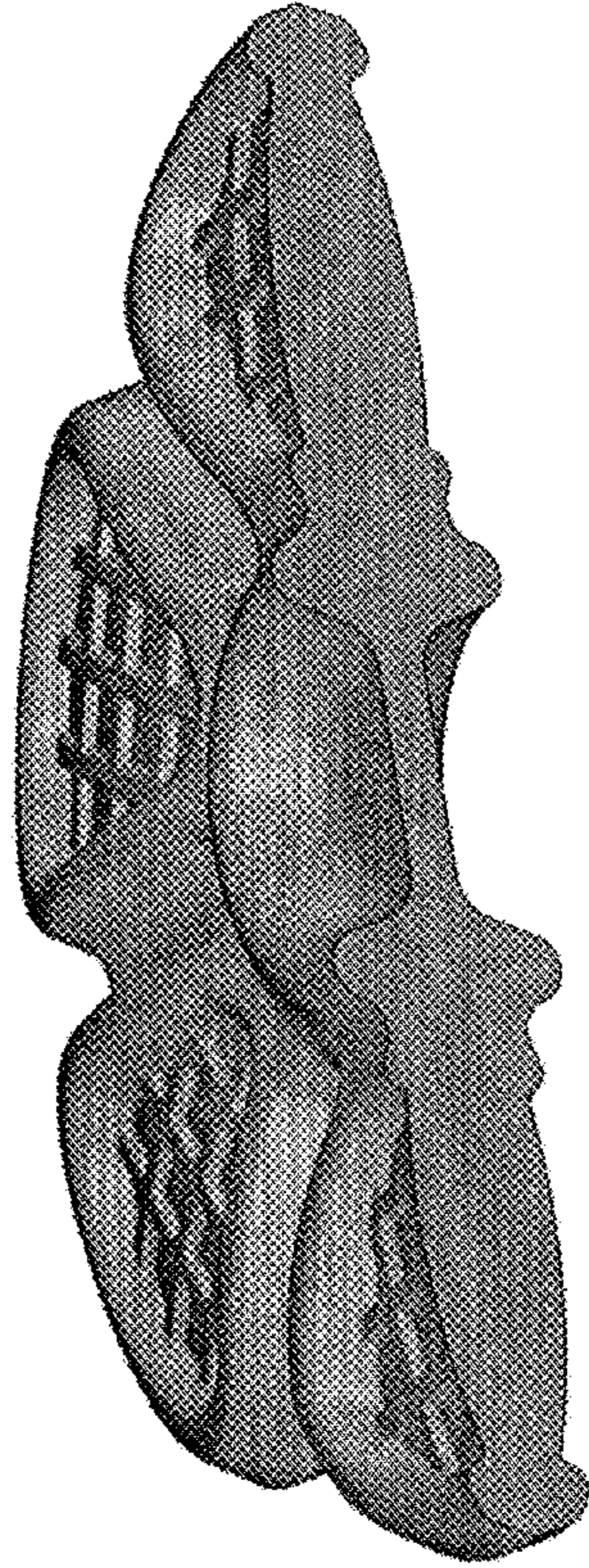


Fig. 5




Fig. 4