



US00D835372S

(12) **United States Design Patent** (10) **Patent No.:** **US D835,372 S**
Burns et al. (45) **Date of Patent:** **** Dec. 4, 2018**

(54) **COMBINED GARBAGE AND RECYCLABLES RECEPTACLE**

(71) Applicant: **Kitchen Efficient, LLC**, New Providence, NJ (US)

(72) Inventors: **Dennis Burns**, Snowmass Village, CO (US); **Roger Burns**, New Providence, NJ (US)

(**) Term: **15 Years**

(21) Appl. No.: **29/604,650**

(22) Filed: **May 18, 2017**

(51) **LOC (11) Cl.** **09-09**

(52) **U.S. Cl.**
USPC **D34/1**

(58) **Field of Classification Search**
USPC D34/1, 7, 8, 9, 10, 11; 220/908, 908.1
CPC B65F 1/06; B65F 1/068; B65F 7/00; B65F 2220/12

See application file for complete search history.

(56) **References Cited**

U.S. PATENT DOCUMENTS

D248,081 S *	6/1978	Epstein	D32/53
4,732,295 A *	3/1988	Horinchi	B65F 1/16 220/813
4,974,746 A	12/1990	Dickinson		
4,997,102 A	3/1991	Bolling		
5,033,641 A	7/1991	Martin		
5,058,763 A	10/1991	Dickinson		
5,085,342 A	2/1992	Strawder		
5,111,958 A	5/1992	Witthoef		

5,160,062 A	11/1992	Strawder		
5,165,564 A	11/1992	Prout et al.		
D616,170 S	5/2010	Rizzi		
D639,008 S *	5/2011	Sofy	D34/7
D730,007 S *	5/2015	Machen	D34/1
D731,732 S *	6/2015	Wisniewski	D34/8
D789,013 S *	6/2017	Koziol	D34/8
D794,894 S *	8/2017	Kopp	D34/1

* cited by examiner

Primary Examiner — Cynthia Ramirez

(57) **CLAIM**

The ornamental design for a combined garbage and recyclables receptacle, as shown and described.

DESCRIPTION

FIG. 1 is a top view of the combined garbage and recyclables receptacle.

FIG. 2 is a bottom view thereof.

FIG. 3 is a right side view thereof.

FIG. 4 is a left side view thereof.

FIG. 5 is a front view thereof.


FIG. 6 is a rear view thereof.

FIG. 7 is a top left perspective view thereof; and,

FIG. 8 is a top left perspective view thereof, shown in condition of use.

The broken lines shown in the Figures are for the purpose of illustrating portions of the combined garbage and recyclables receptacle that form no part of the claimed design. The liner shown in broken lines in FIG. 8 is to show environment.

1 Claim, 6 Drawing Sheets






FIG. 1

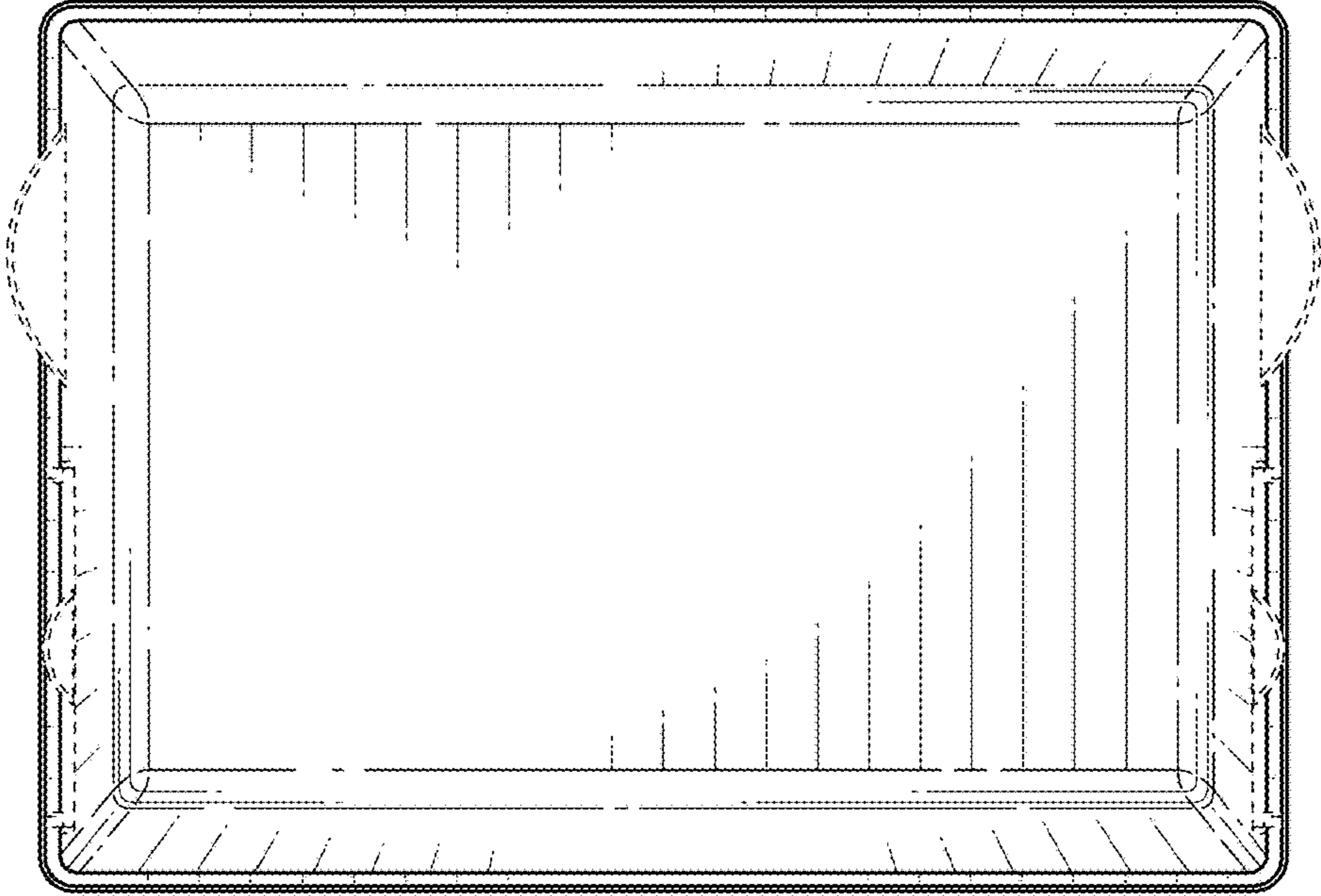


FIG. 2

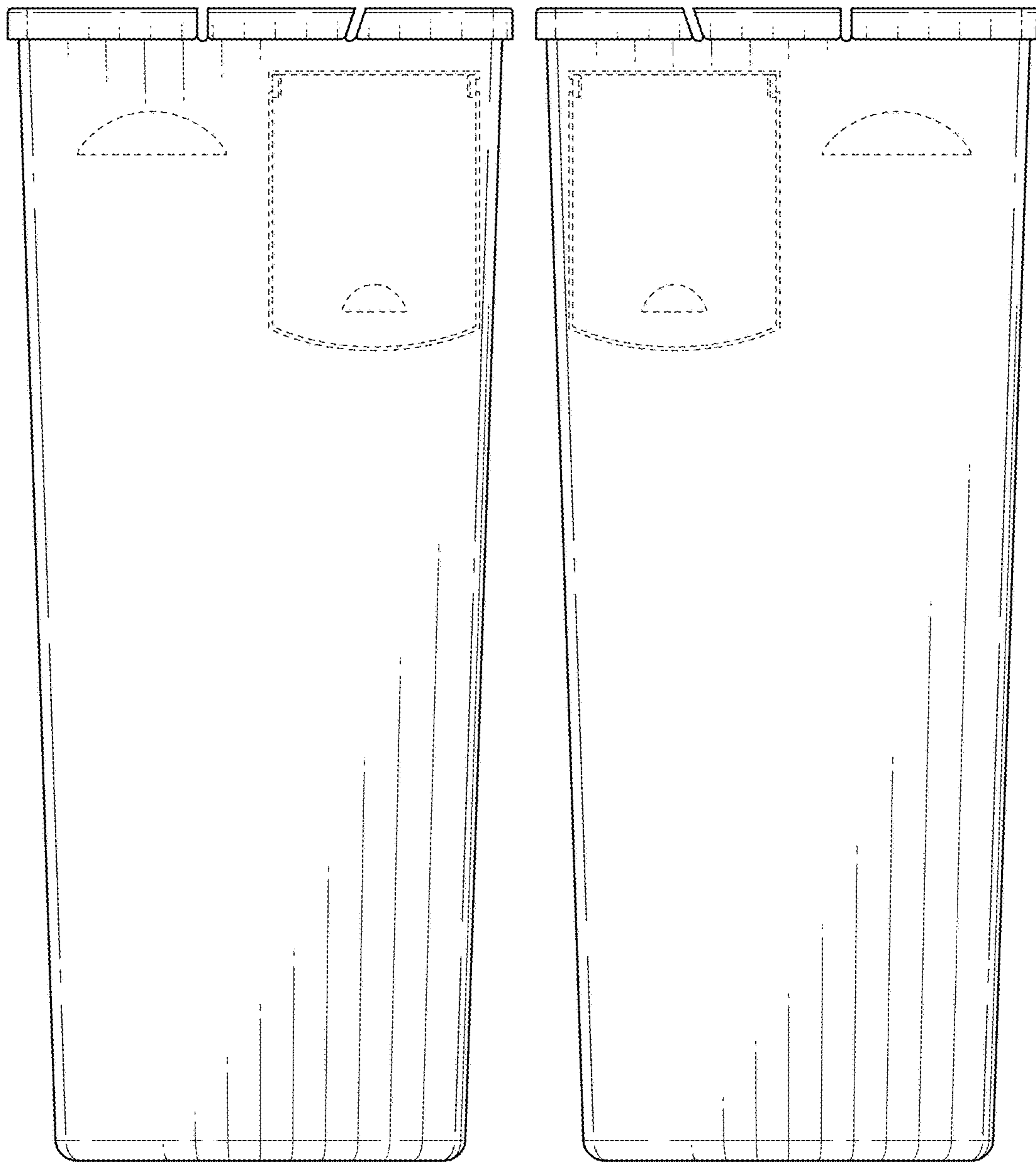


FIG. 3

FIG. 4

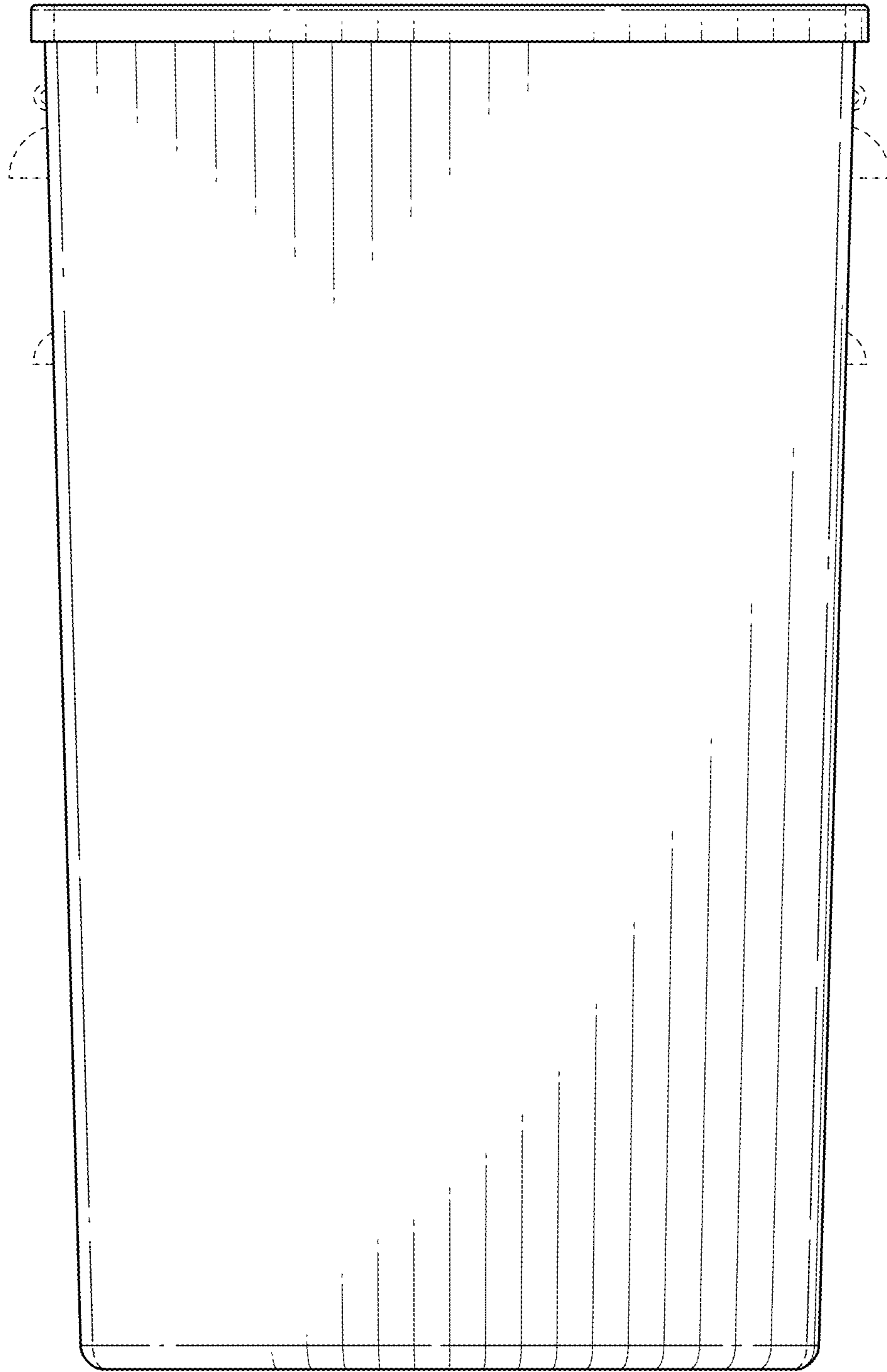


FIG. 5

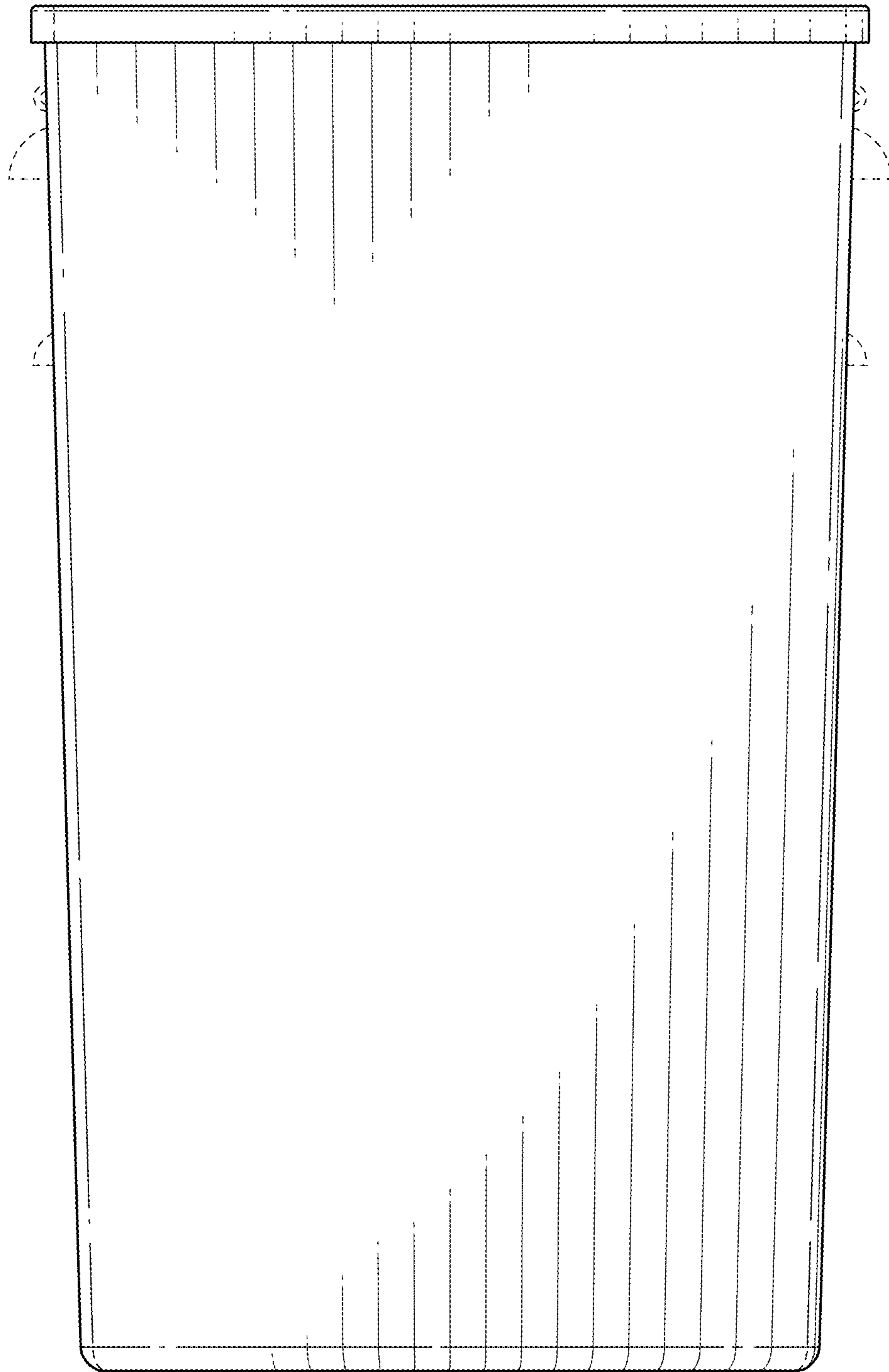


FIG. 6

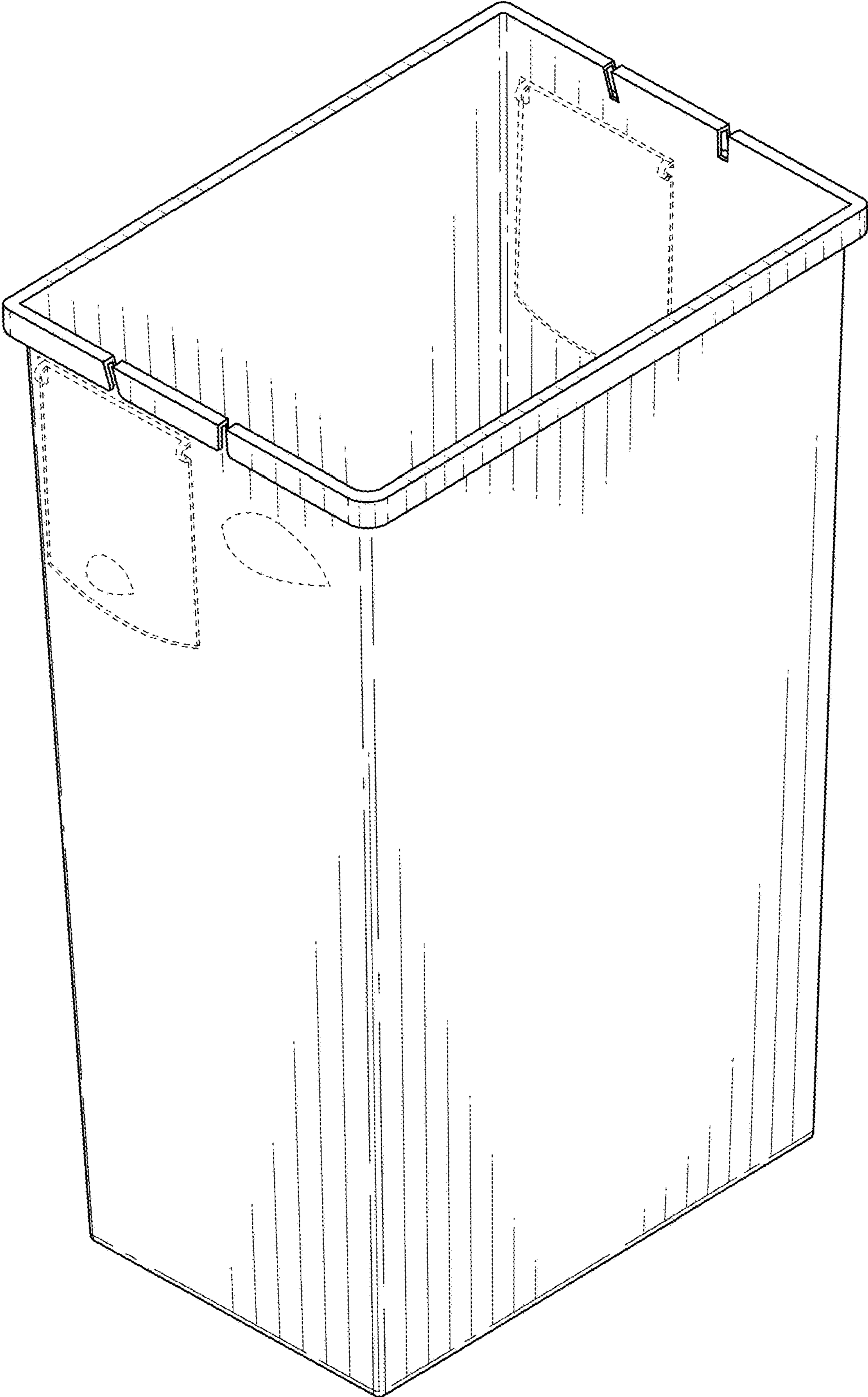


FIG. 7

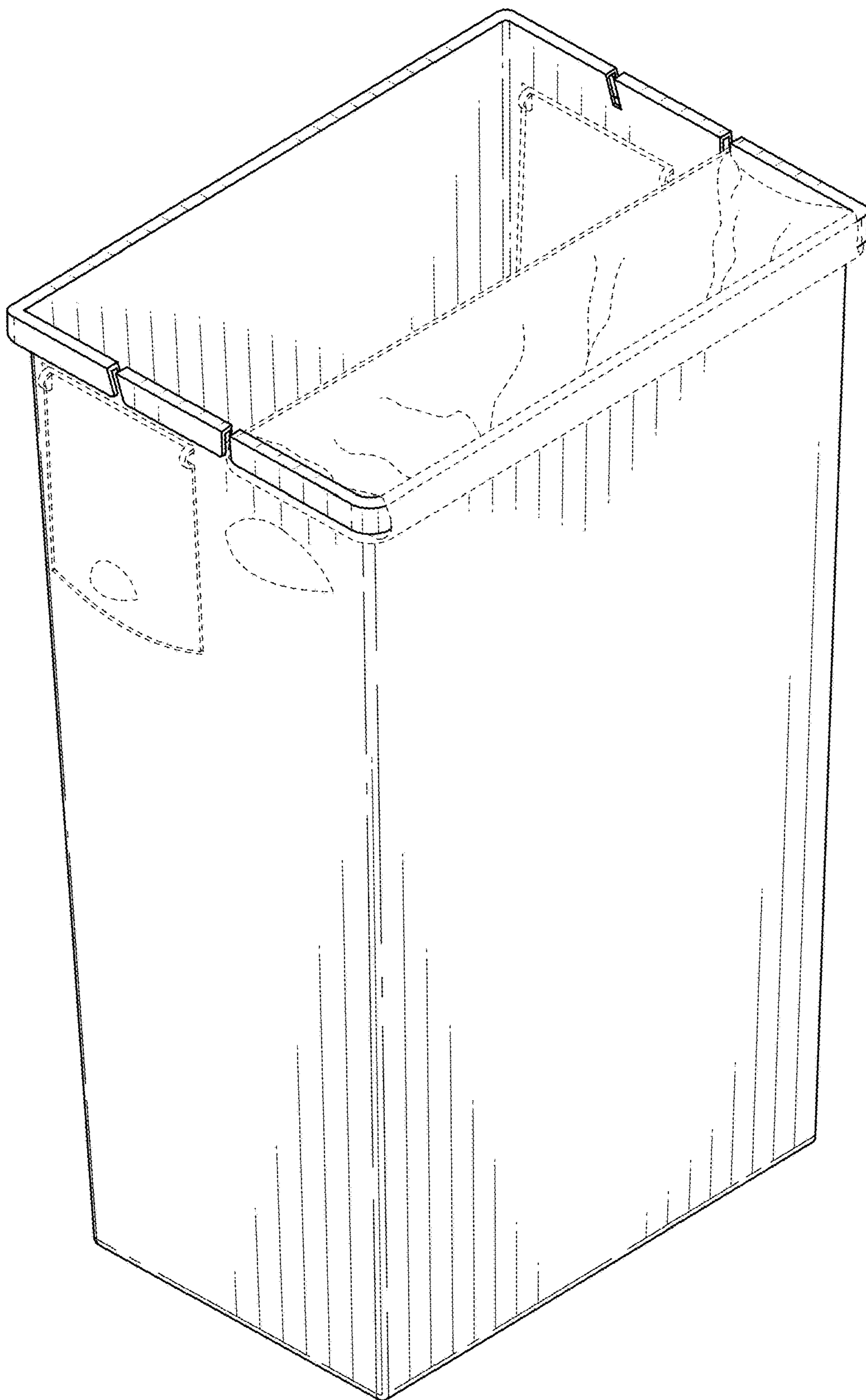


FIG. 8