



US00D835343S

(12) **United States Design Patent** (10) **Patent No.:** **US D835,343 S**
Link et al. (45) **Date of Patent:** **** Dec. 4, 2018**

(54) **CONTAINER DISPENSER**
(71) Applicant: **Reckitt Benckiser Finish B.V.**,
Hoofddorp (NL)
(72) Inventors: **Rainer Link**, Heidelberg (DE); **Taco**
Dietvorst, Eindhoven (NL); **Randy**
Bos, Eindhoven (NL)

D695,451 S * 12/2013 Gerhards D28/8.1
D728,157 S * 4/2015 Sarb D28/8.1
D732,735 S * 6/2015 Nixon D28/8.1
D733,962 S * 7/2015 Sunder D28/8.1
D735,407 S * 7/2015 Gerhards D28/8.1
D764,944 S * 8/2016 Timm D9/707
D774,249 S * 12/2016 McLenithan D28/8.1

(73) Assignee: **RECKITT BENCKISER FINISH**
B.V., hoofddorp (NL)
(**) Term: **15 Years**

FOREIGN PATENT DOCUMENTS

EM 000070545-0001 9/2003
EM 000313143-0001 3/2005
EM 000373873-0001 7/2005
EM 000373873-0002 7/2005
EM 000373873-0003 7/2005
EM 000373873-0004 7/2005
EM 000530282-0001 5/2006
EM 000531793-0001 5/2006
EM 000531793-0002 5/2006

(21) Appl. No.: **29/593,465**
(22) Filed: **Feb. 8, 2017**

(Continued)

(30) **Foreign Application Priority Data**
Aug. 16, 2016 (EM) 003342724-0007

Primary Examiner — Michelle E. Wilson
(74) *Attorney, Agent, or Firm* — Troutman Sanders LLP;
Ryan Schneider; Chris Davis

(51) **LOC (11) Cl.** **28-03**
(52) **U.S. Cl.**

(57) **CLAIM**

USPC **D28/8.1**

The ornamental design for a container dispenser, as shown and described.

(58) **Field of Classification Search**
USPC D28/4, 8.1-8.2; D6/707-708, 426;
D32/3, 29.1, 35
CPC . C11D 17/00; C11D 17/0017; C11D 17/0026;
C11D 17/0047-17/0095; C11D 13/18;
C11D 13/20; C11D 17/02
See application file for complete search history.

DESCRIPTION

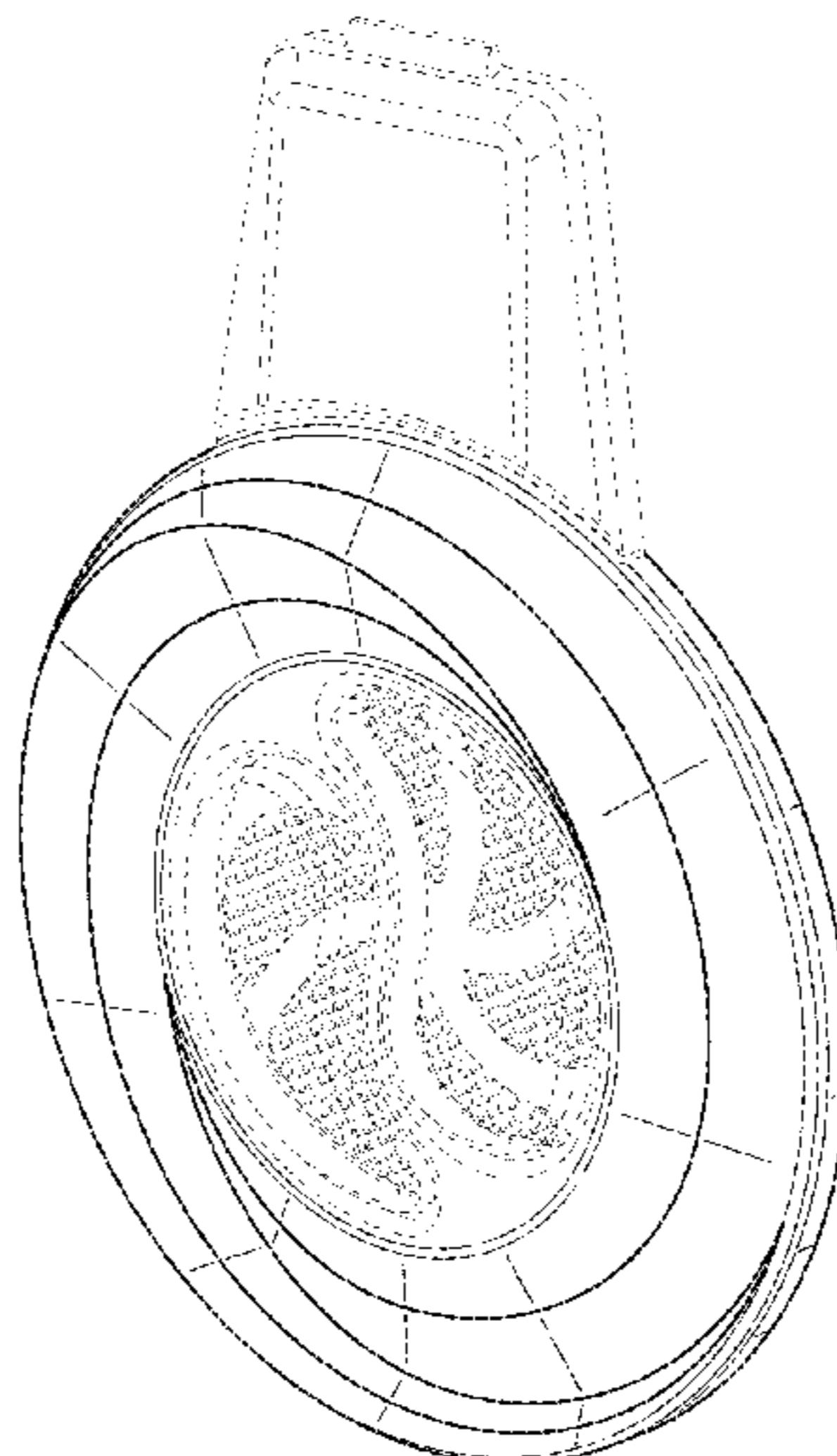
(56) **References Cited**

U.S. PATENT DOCUMENTS

D287,572 S * 1/1987 Dancy D9/703
D436,860 S * 1/2001 Raso D28/8.1
D490,567 S * 5/2004 McLeish D28/8.1
D595,592 S * 7/2009 Beyer D9/707
D599,056 S * 8/2009 Schwartz D28/8.1
D679,863 S * 4/2013 Sunder D28/8.1

FIG. 1 is a perspective view of our new design for a container dispenser;
FIG. 2 is a top plan view thereof;
FIG. 3 is a bottom plan view thereof;
FIG. 4 is a left side elevation view thereof;
FIG. 5 is a right side elevation view thereof;
FIG. 6 is a back elevation view of FIG. 4; and,
FIG. 7 is a front elevation view of FIG. 5.
The broken lines are included for the purposes of illustrating portions of the dispensing device and form no part of the claimed design.

1 Claim, 5 Drawing Sheets



(56)

References Cited

FOREIGN PATENT DOCUMENTS

EM	000531793-0003	5/2006
EM	000531793-0004	5/2006
EM	000531793-0005	5/2006
EM	000531793-0006	5/2006
EM	000531793-0007	5/2006
EM	000531793-0008	5/2006
EM	000531793-0009	5/2006
EM	000531793-0010	5/2006
EM	000531793-0011	5/2006
EM	000531793-0012	5/2006
EM	001726803-0001	7/2010

* cited by examiner

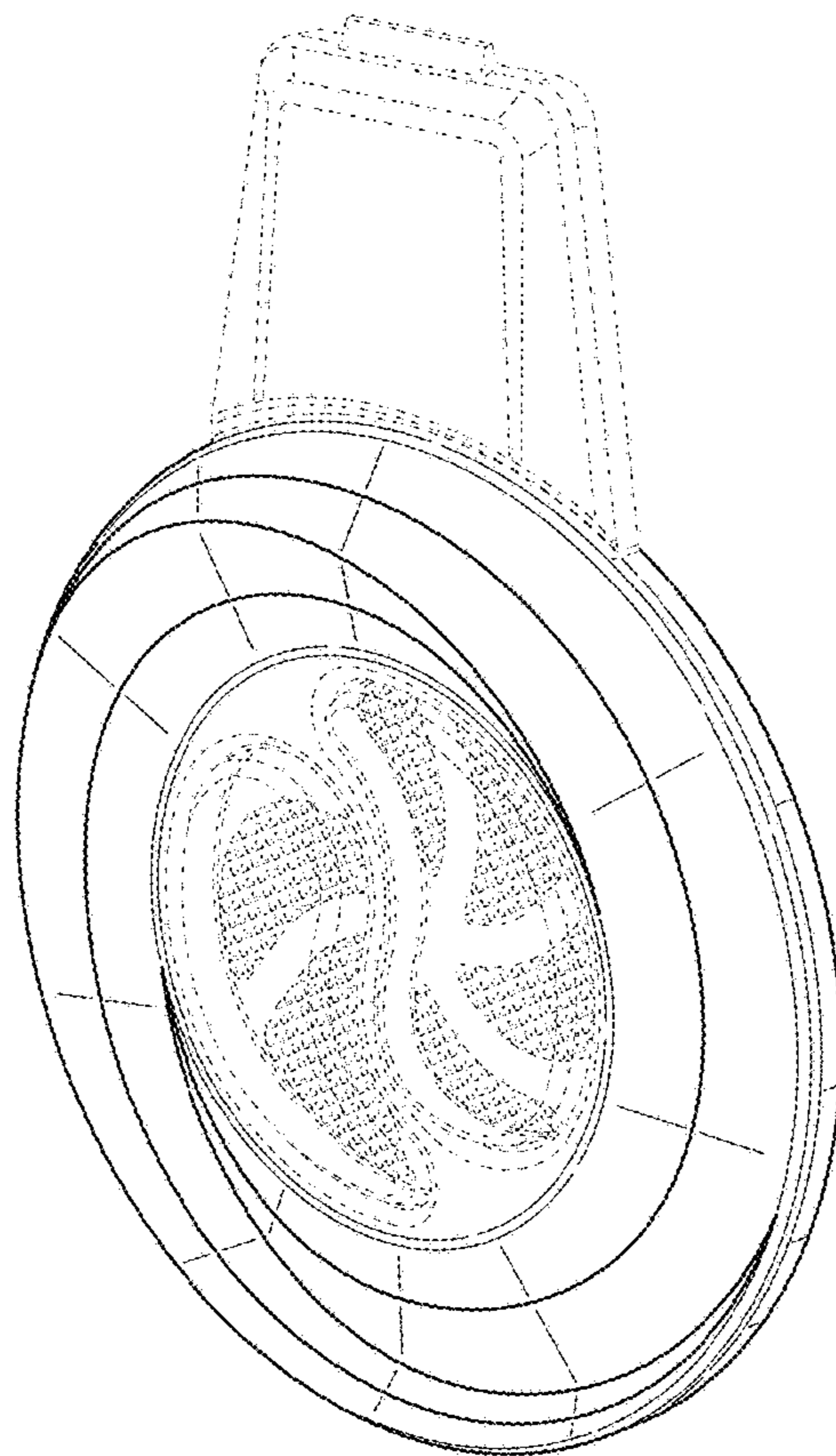


Fig. 1

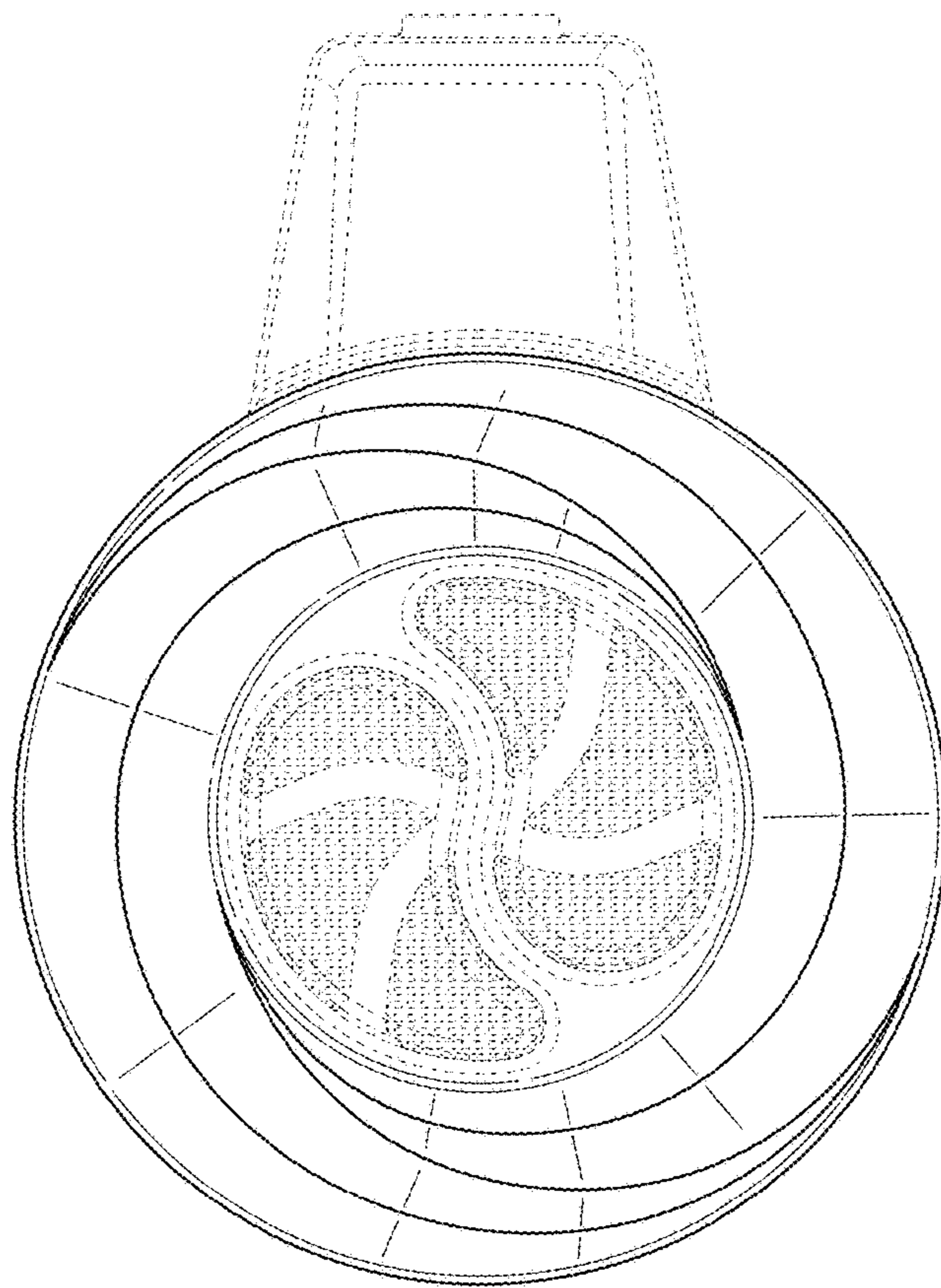


Fig. 2




Fig. 3




Fig. 4

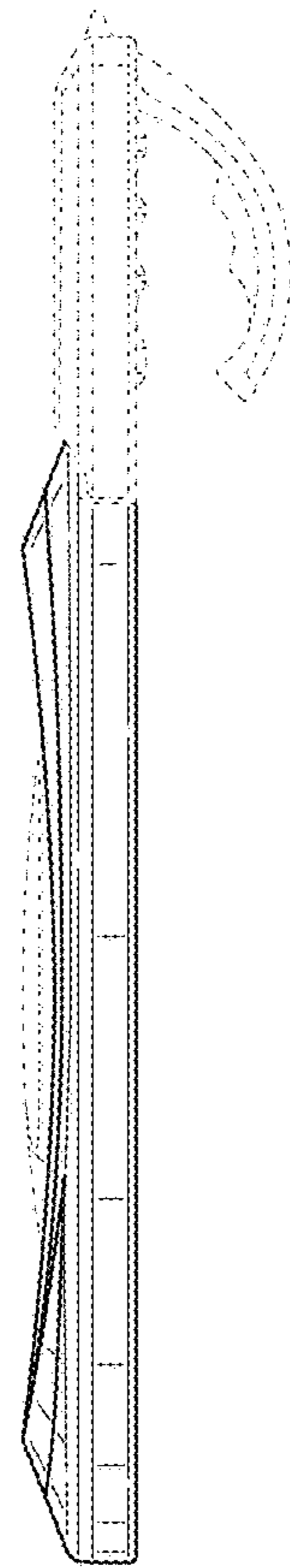


Fig. 5




Fig. 6

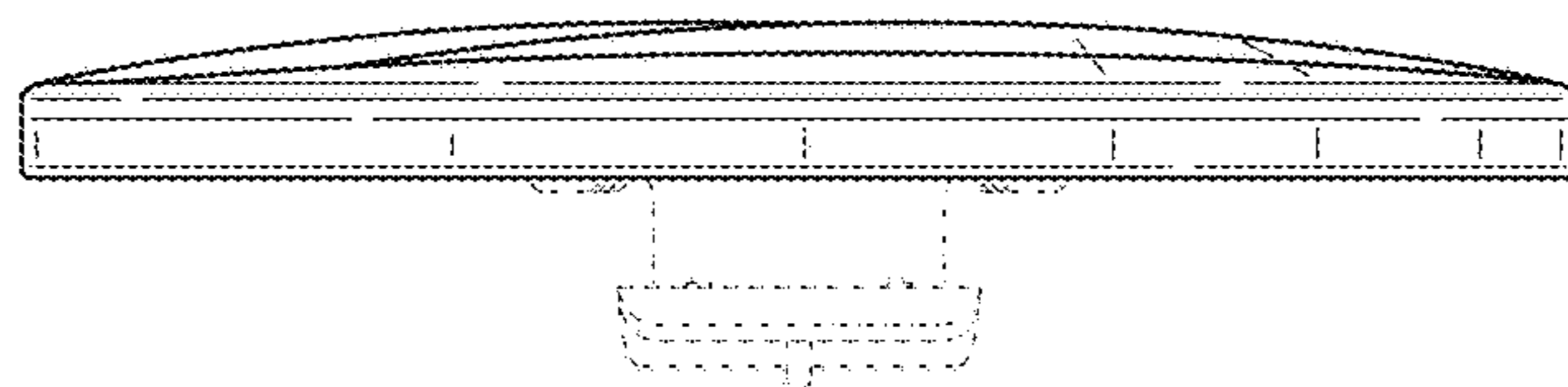


Fig. 7