



US00D835341S

(12) **United States Design Patent** (10) **Patent No.:** **US D835,341 S**  
**Link et al.** (45) **Date of Patent:** **\*\* Dec. 4, 2018**

(54) **CONTAINER DISPENSER**  
(71) Applicant: **Reckitt Benckiser Finish B.V.**,  
Hoofddorp (NL)  
(72) Inventors: **Rainer Link**, Heidelberg (DE); **Taco**  
**Dietvorst**, Eindhoven (NL); **Randy**  
**Bos**, Eindhoven (NL)

D695,451 S \* 12/2013 Gerhards ..... D28/8.1  
D728,157 S \* 4/2015 Sarb ..... D28/8.1  
D732,735 S \* 6/2015 Nixon ..... D28/8.1  
D733,962 S \* 7/2015 Sunder ..... D28/8.1  
D735,407 S \* 7/2015 Gerhards ..... D28/8.1  
D764,944 S \* 8/2016 Timm ..... D9/707  
D774,249 S \* 12/2016 McLenithan ..... D28/8.1

(73) Assignee: **RECKITT BENCKISER FINISH**  
**B.V.**, hoofddorp (NL)  
(\*\*) Term: **15 Years**

FOREIGN PATENT DOCUMENTS  
EM 000070545-0001 9/2003  
EM 000313143-0001 3/2005  
EM 000373873-0001 7/2005  
EM 000373873-0002 7/2005  
EM 000373873-0003 7/2005  
EM 000373873-0004 7/2005  
EM 000530282-0001 5/2006  
EM 000531793-0001 5/2006  
EM 000531793-0002 5/2006

(21) Appl. No.: **29/593,463**  
(22) Filed: **Feb. 8, 2017**

(30) **Foreign Application Priority Data**  
Aug. 16, 2016 (EM) ..... 003342724-0005  
(51) **LOC (11) Cl.** ..... **28-03**  
(52) **U.S. Cl.**  
USPC ..... **D28/8.1**  
(58) **Field of Classification Search**  
USPC ..... D28/4, 8.1-8.2; D6/707-708, 426;  
D32/3, 29.1, 35  
CPC . C11D 17/00; C11D 17/0017; C11D 17/0026;  
C11D 17/0047-17/0095; C11D 13/18;  
C11D 13/20; C11D 17/02  
See application file for complete search history.

(Continued)

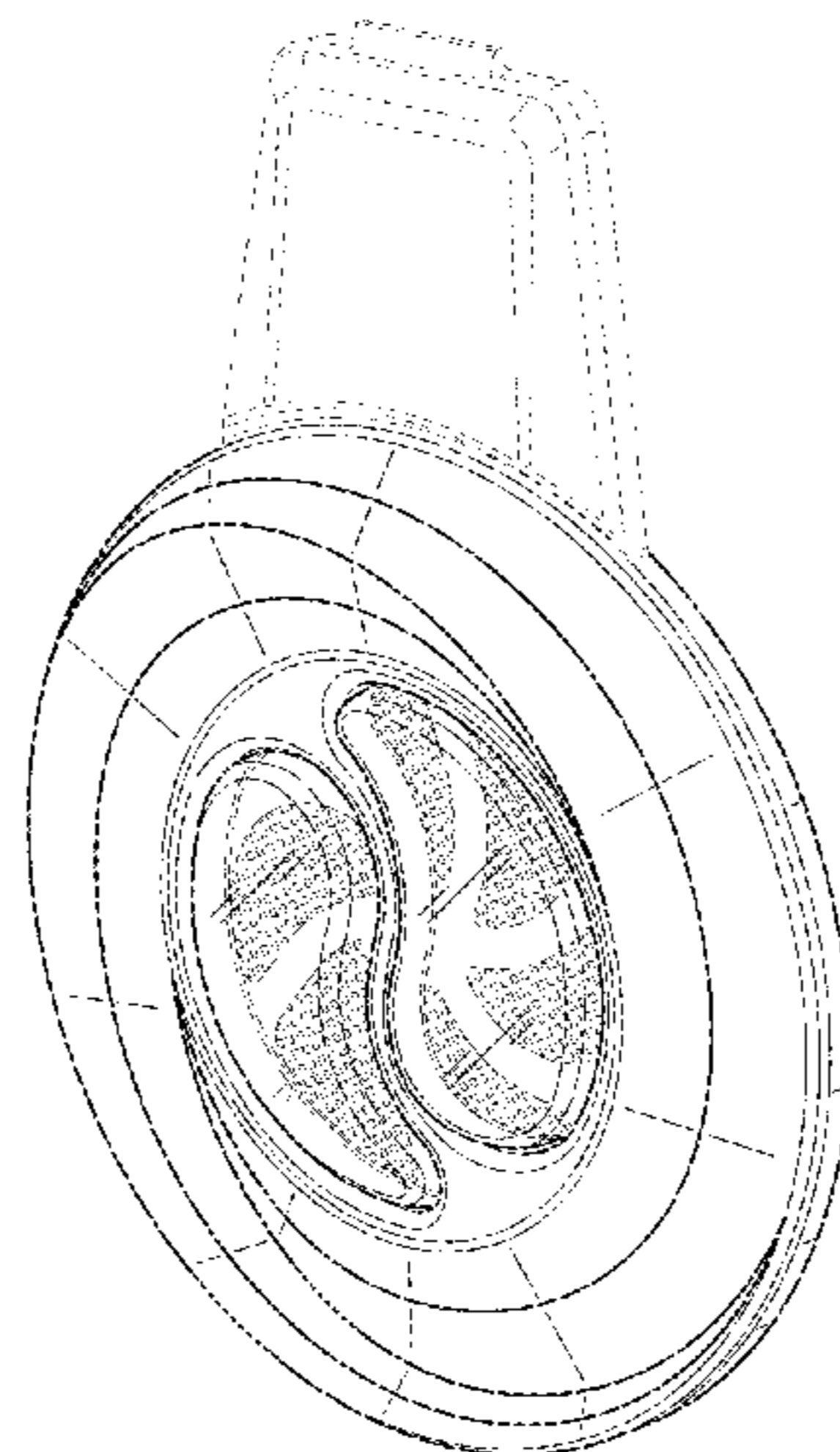
*Primary Examiner* — Michelle E. Wilson  
(74) *Attorney, Agent, or Firm* — Troutman Sanders LLP;  
Ryan Schneider; Chris Davis

(56) **References Cited**  
U.S. PATENT DOCUMENTS  
D287,572 S \* 1/1987 Dancy ..... D9/703  
D436,860 S \* 1/2001 Raso ..... D28/8.1  
D490,567 S \* 5/2004 McLeish ..... D28/8.1  
D595,592 S \* 7/2009 Beyer ..... D9/707  
D599,056 S \* 8/2009 Schwartz ..... D28/8.1  
D679,863 S \* 4/2013 Sunder ..... D28/8.1

(57) **CLAIM**  
The ornamental design for a container dispenser, as shown  
and described.

**DESCRIPTION**  
FIG. 1 is a perspective view of our new design for a  
container dispenser;  
FIG. 2 is a top plan view thereof;  
FIG. 3 is a bottom plan view thereof;  
FIG. 4 is a left side elevation view thereof;  
FIG. 5 is a right side elevation view thereof;  
FIG. 6 is a back elevation view of FIG. 4; and,  
FIG. 7 is a front elevation view of FIG. 5.  
The broken lines are included for the purposes of illustrating  
portions of the dispensing device and form no part of the  
claimed design.

**1 Claim, 5 Drawing Sheets**



(56)

**References Cited**

FOREIGN PATENT DOCUMENTS

|    |                |        |
|----|----------------|--------|
| EM | 000531793-0003 | 5/2006 |
| EM | 000531793-0004 | 5/2006 |
| EM | 000531793-0005 | 5/2006 |
| EM | 000531793-0006 | 5/2006 |
| EM | 000531793-0007 | 5/2006 |
| EM | 000531793-0008 | 5/2006 |
| EM | 000531793-0009 | 5/2006 |
| EM | 000531793-0010 | 5/2006 |
| EM | 000531793-0011 | 5/2006 |
| EM | 000531793-0012 | 5/2006 |
| EM | 001726803-0001 | 7/2010 |

\* cited by examiner

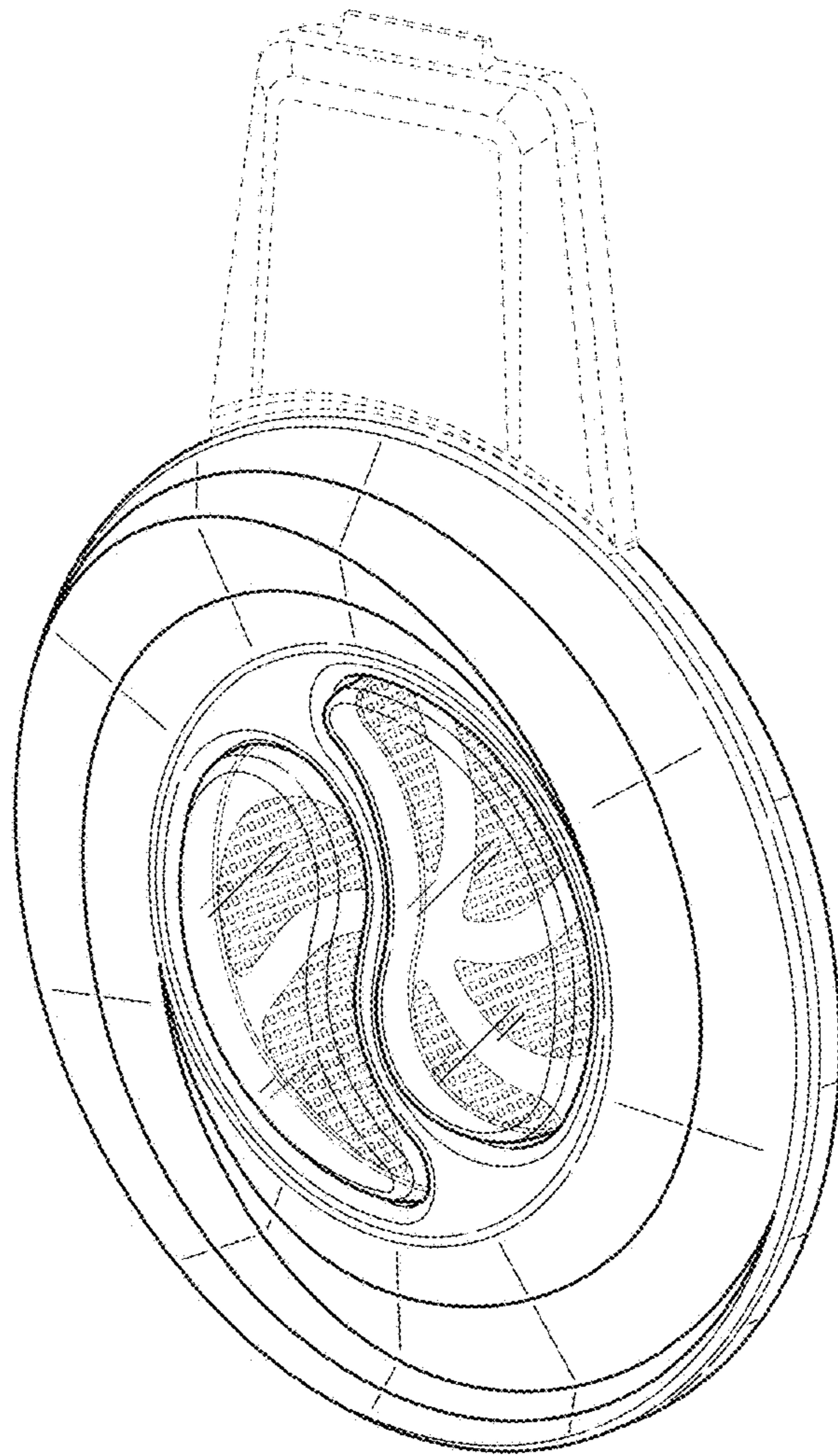


Fig. 1

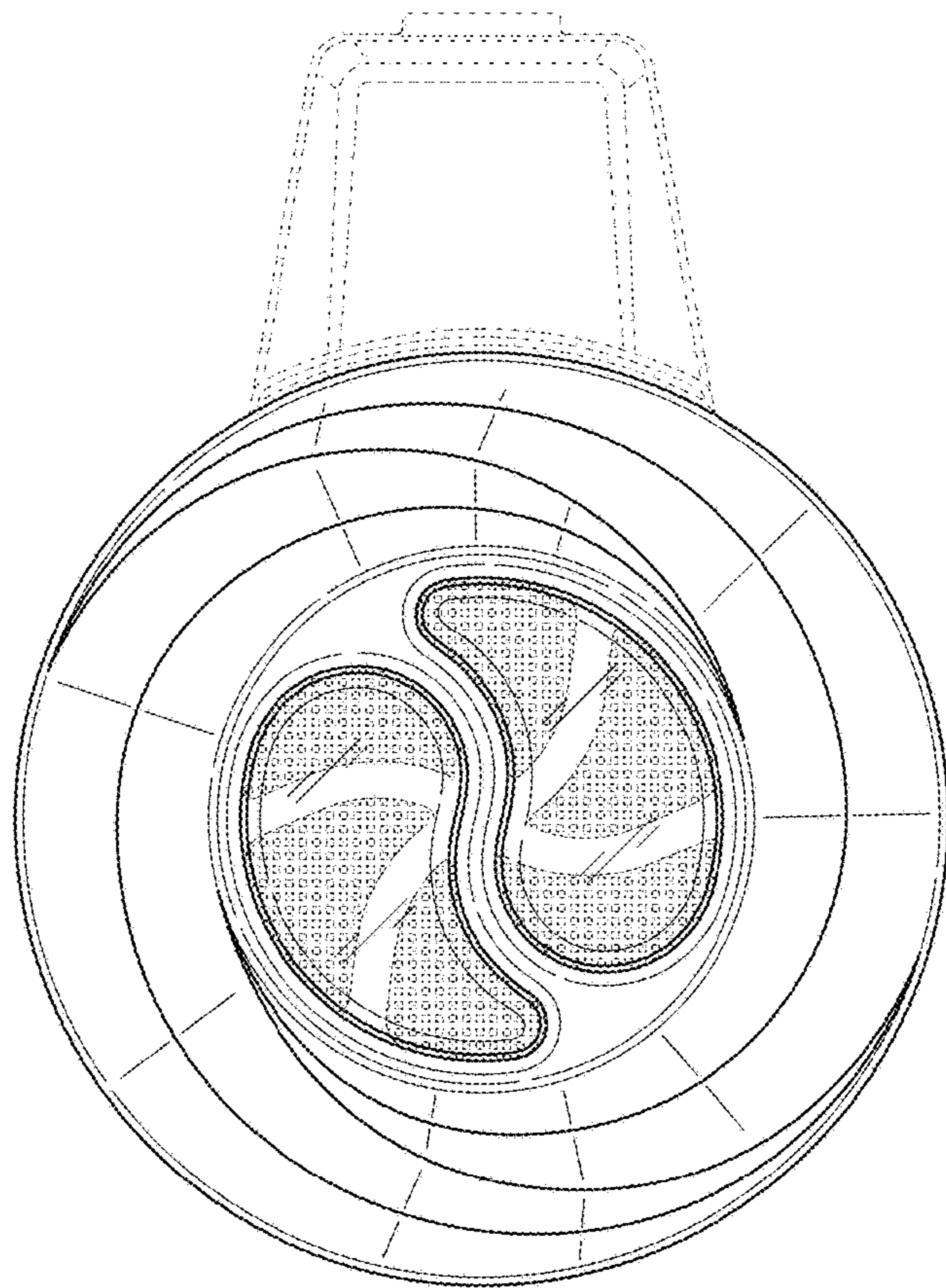


Fig. 2




Fig. 3




Fig. 4

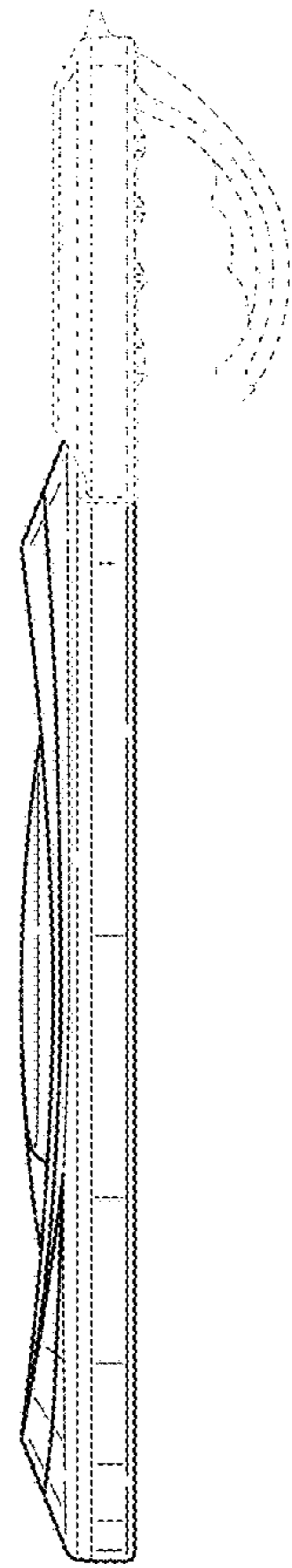


Fig. 5

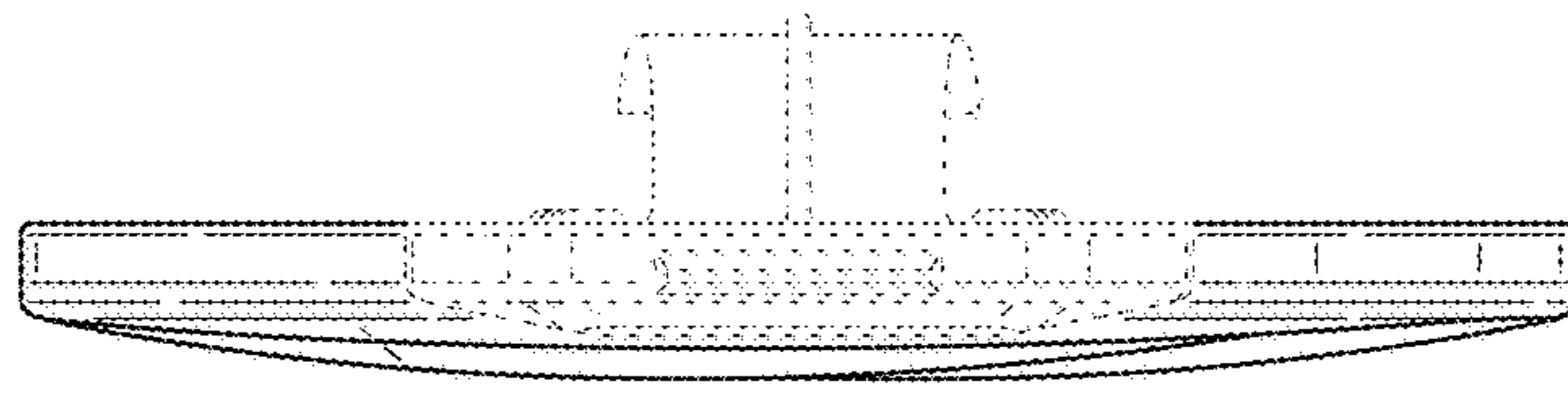


Fig. 6

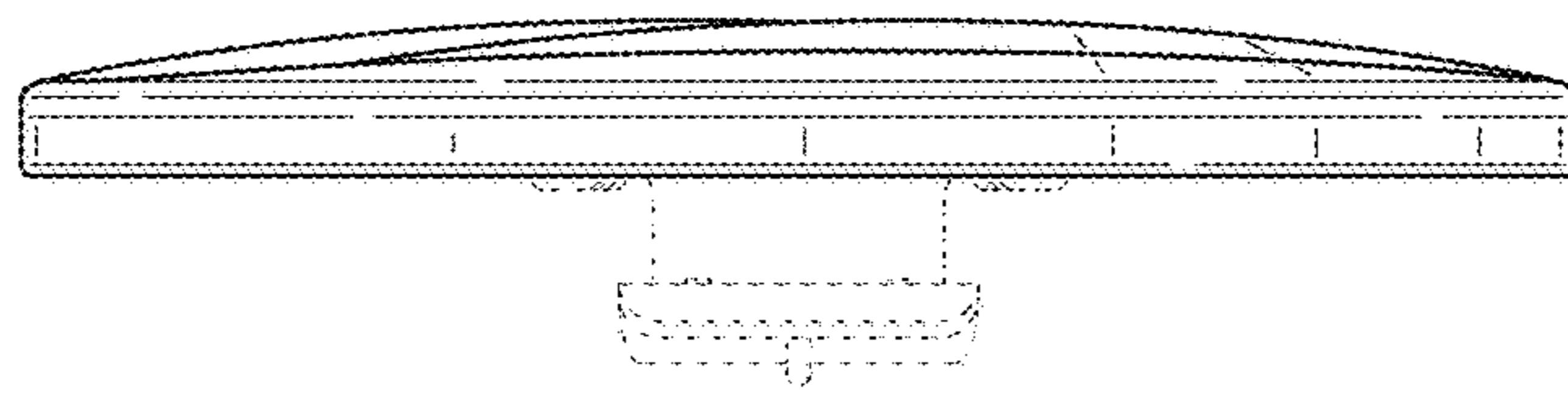


Fig. 7