



US00D835336S

(12) **United States Design Patent** (10) **Patent No.:** **US D835,336 S**  
**Luo** (45) **Date of Patent:** **\*\* Dec. 4, 2018**

(54) **BARBECUE LIGHTER**  
(71) Applicant: **Zhuo Wen Luo**, City of Industry, CA (US)  
(72) Inventor: **Zhuo Wen Luo**, City of Industry, CA (US)  
(\*\*) Term: **15 Years**  
(21) Appl. No.: **29/611,538**  
(22) Filed: **Jul. 21, 2017**  
(51) **LOC (11) Cl.** ..... **27-05**  
(52) **U.S. Cl.**  
USPC ..... **D27/154**  
(58) **Field of Classification Search**  
USPC ..... D27/139, 141, 142, 147, 148, 152-154, D27/159, 160; D7/416; D21/567, D21/573-576; D22/104; 431/13, 153, 431/255, 258, 264; 126/409  
CPC ..... F23Q 2/00; F23Q 2/02; F23Q 2/16; F23Q 2/164; F23Q 2/167; A23Q 3/01; A23Q 3/00  
See application file for complete search history.

(56) **References Cited**  
U.S. PATENT DOCUMENTS  
D421,876 S \* 3/2000 Hsu ..... D7/416  
D435,397 S \* 12/2000 Sung ..... D7/416  
D440,821 S \* 4/2001 Yu ..... D7/416  
D444,998 S \* 7/2001 Inoue ..... D7/416

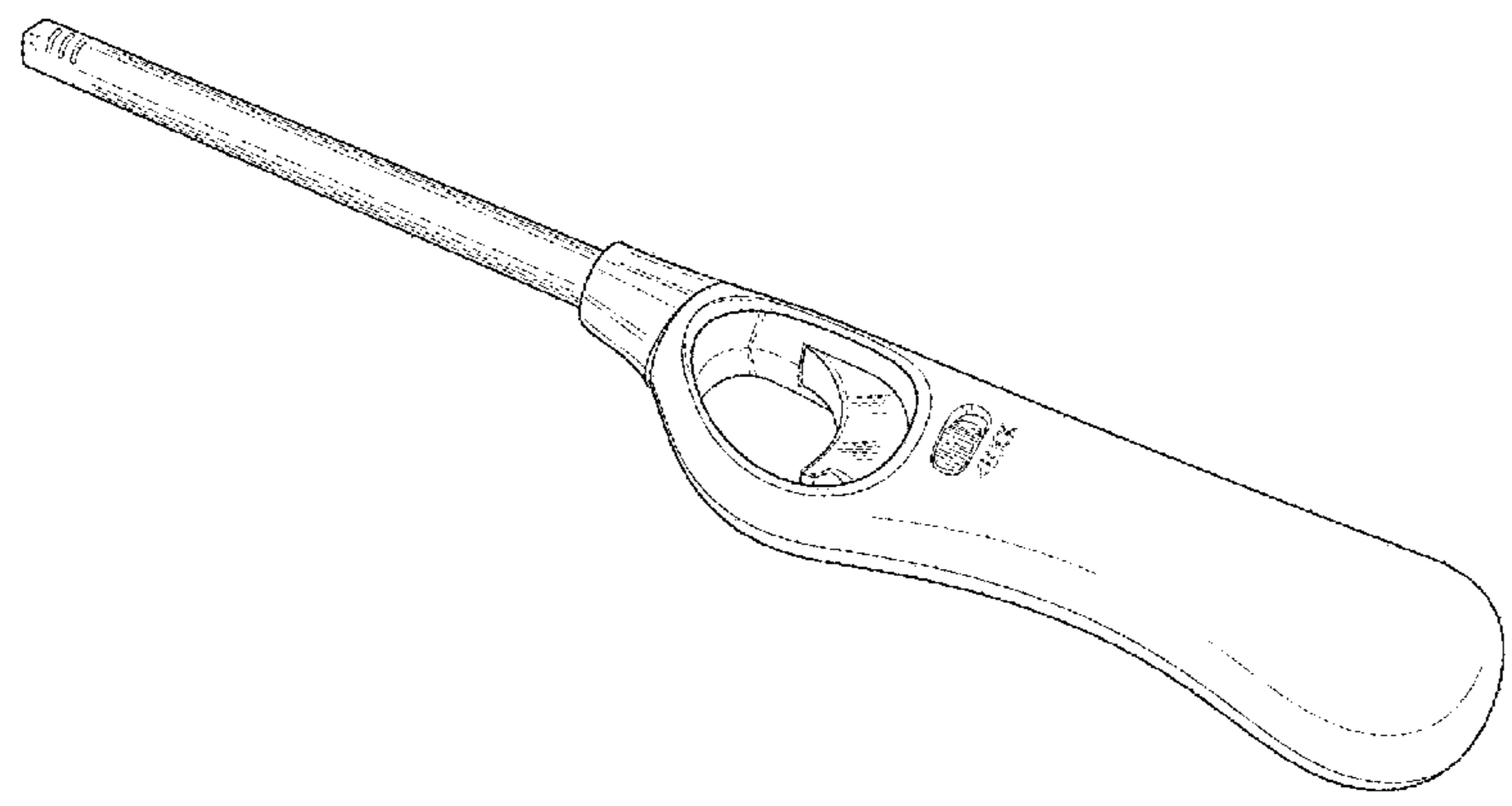
D450,534 S \* 11/2001 Wang ..... D7/416  
D480,266 S \* 10/2003 Kim ..... D7/416  
D491,017 S \* 6/2004 Wang ..... D7/416  
D494,415 S \* 8/2004 Sung ..... D7/416  
D494,416 S \* 8/2004 Sung ..... D7/416  
D510,841 S \* 10/2005 Hsu ..... D7/416  
D554,430 S \* 11/2007 Yang ..... D7/416  
D564,839 S \* 3/2008 Wang ..... D7/416  
D618,058 S \* 6/2010 Tao ..... D7/416  
D665,226 S \* 8/2012 Luo ..... D7/416  
D729,574 S \* 5/2015 Hu ..... D7/416  
D759,298 S \* 6/2016 Ichikawa ..... D27/141

\* cited by examiner  
*Primary Examiner* — Susan Bennett Hattan  
*Assistant Examiner* — Rebecca Tsehaye  
(74) *Attorney, Agent, or Firm* — Charles C. H. Wu; Charles C.H. Wu & Assoc., APC

(57) **CLAIM**  
The ornamental design for a barbecue lighter, as shown and described.

**DESCRIPTION**  
FIG. 1 is a left side perspective view of the barbecue lighter; FIG. 2 is a left side elevational view thereof; FIG. 3 is a right side elevational view thereof; FIG. 4 is a rear view thereof; FIG. 5 is a front view thereof; FIG. 6 is a top view thereof; and, FIG. 7 is a bottom view thereof.  
The broken lines in the drawings depict portions of the barbecue lighter that form no part of the claimed design.

**1 Claim, 4 Drawing Sheets**



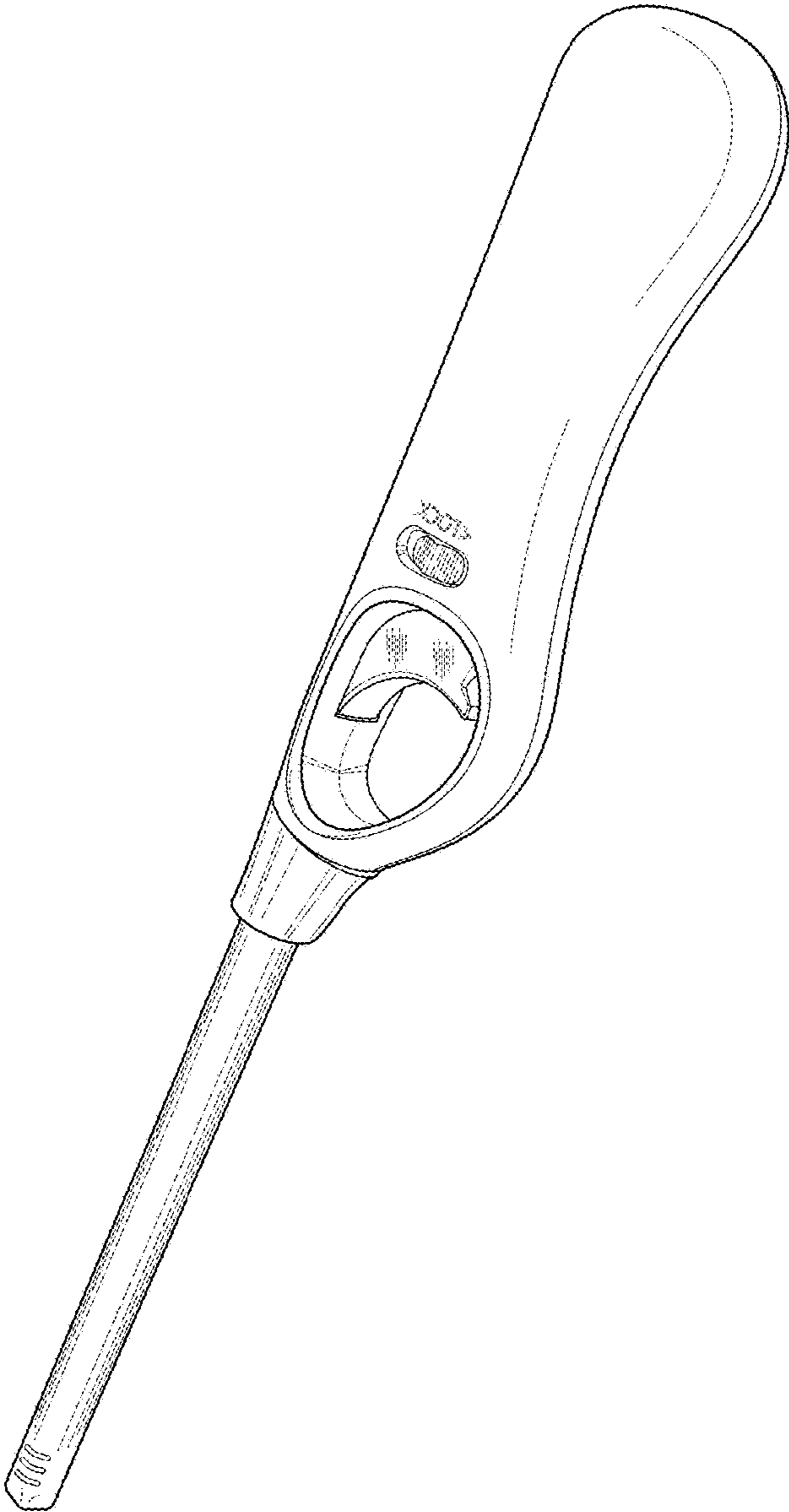


FIG. 1

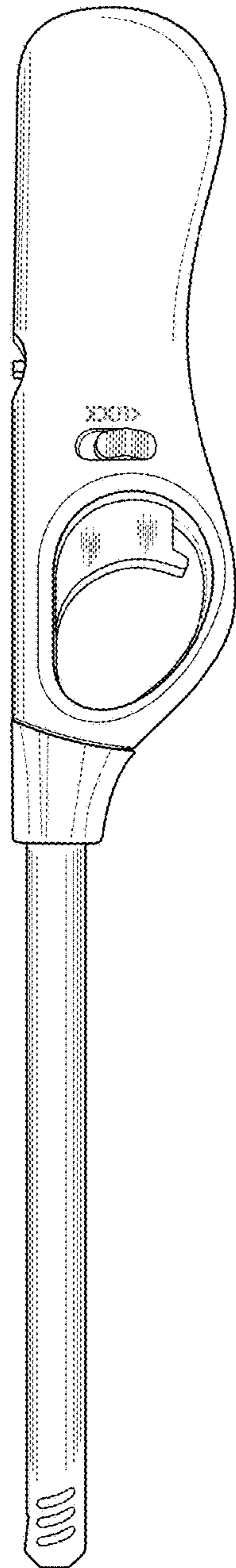


FIG. 2

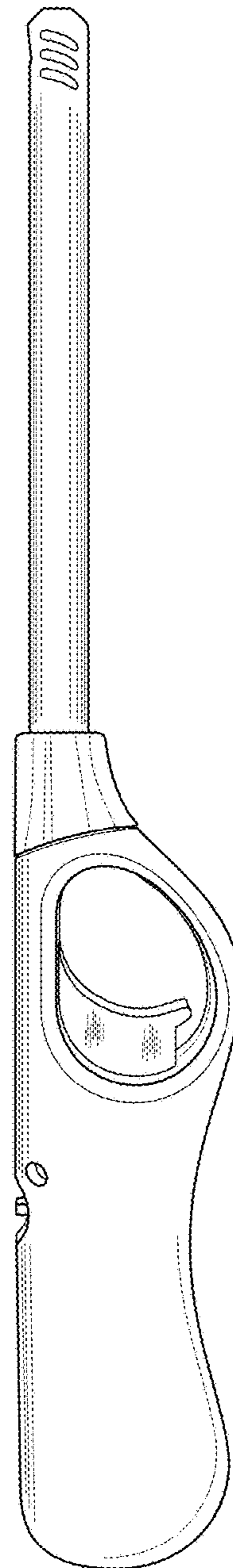


FIG. 3




FIG. 5

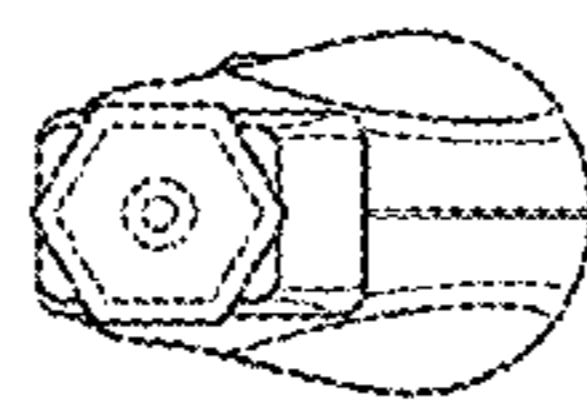


FIG. 4

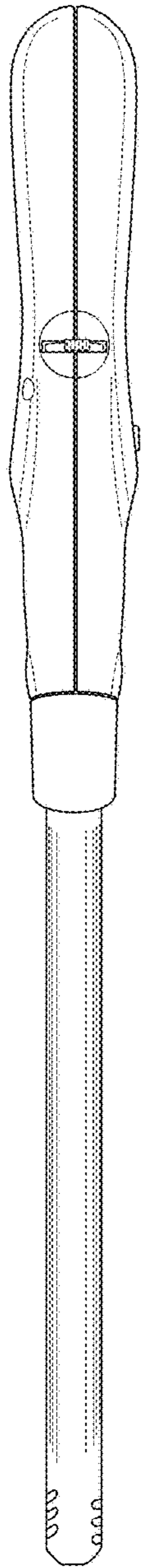


FIG. 6

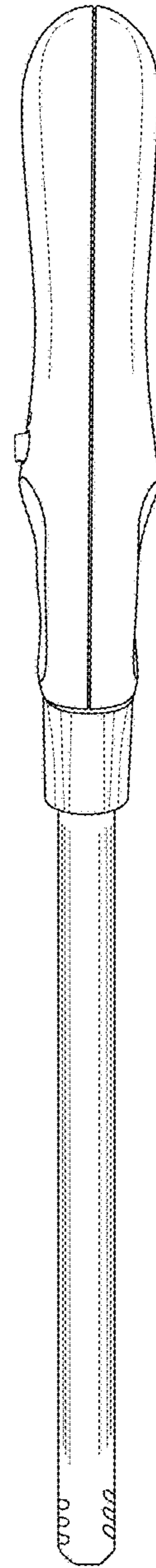


FIG. 7