



US00D835327S

(12) **United States Design Patent** (10) **Patent No.:** **US D835,327 S**  
**Li et al.** (45) **Date of Patent:** **\*\* Dec. 4, 2018**

(54) **CABINET LAMP**  
(71) Applicant: **Zhongshan Winstar Electrical Co., Ltd.**, Zhongshan, Guangdong (CN)  
(72) Inventors: **Yu Li**, Zhongshan (CN); **Nan Chun Chen**, Zhongshan (CN); **Feng Du**, Zhongshan (CN); **Hui Liang Xin**, Zhongshan (CN)  
(73) Assignee: **Zhongshan Winstar Electrical Co., Ltd.**, Zhongshan (CN)  
(\*\*) Term: **15 Years**

D564,694 S *	3/2008	Southern, Jr. ....	D26/76
D634,055 S *	3/2011	Hokazono .....	D26/89
D640,822 S *	6/2011	Wildner .....	D26/89
D641,098 S *	7/2011	Wildner .....	D26/85
D643,968 S *	8/2011	Sprengers .....	D26/89
D668,374 S *	10/2012	Wauters .....	D26/89
D668,375 S *	10/2012	Daniels .....	D26/89
D674,524 S *	1/2013	Davies .....	D26/28
D684,718 S *	6/2013	Ko .....	D26/72
D751,236 S *	3/2016	Renshaw .....	D26/89
D754,319 S *	4/2016	Park .....	D23/385
D754,836 S *	4/2016	Park .....	D23/385
D770,075 S *	10/2016	Huang .....	D26/74
D770,076 S *	10/2016	Li .....	D26/89
D783,195 S *	4/2017	Gan .....	D26/89
D783,884 S *	4/2017	Li .....	D26/89

\* cited by examiner

(21) Appl. No.: **29/533,560**  
(22) Filed: **Jul. 20, 2015**

*Primary Examiner* — Brandon M Rosati  
*Assistant Examiner* — Carissa C Fitts

(30) **Foreign Application Priority Data**

Mar. 25, 2015 (CN) ..... 2015 3 0072669

(51) **LOC (11) Cl.** ..... **26-03**

(52) **U.S. Cl.**  
USPC ..... **D26/89**

(58) **Field of Classification Search**  
USPC ..... D26/28, 67, 72, 83, 91, 118, 51, 37  
CPC .... F21S 8/04; F21S 8/033; F21S 8/036; F21S 13/02  
See application file for complete search history.

(57) **CLAIM**

The ornamental design for a cabinet lamp, as shown and described.

**DESCRIPTION**

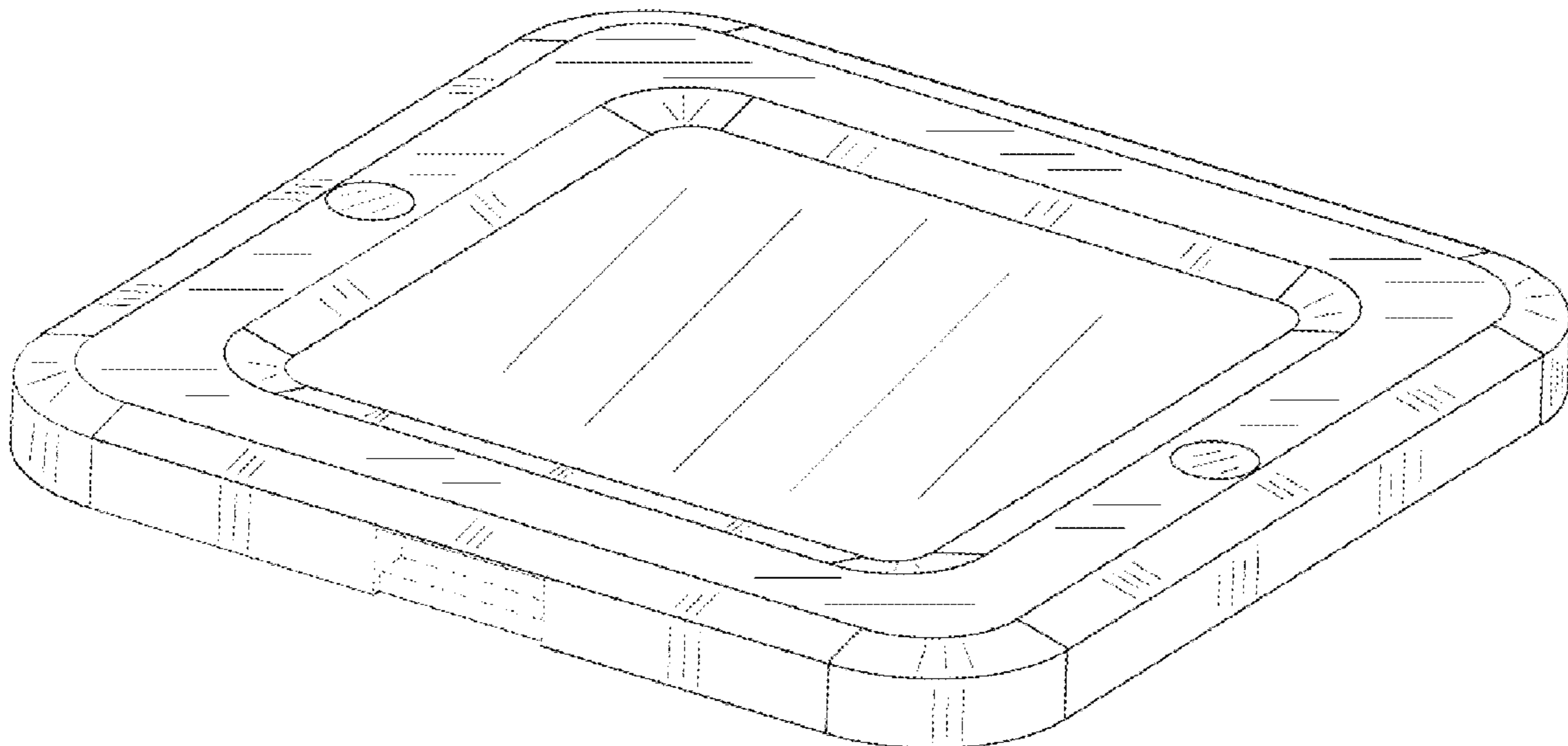
FIG. 1 is a front elevational view of a cabinet lamp showing our new design;  
FIG. 2 is a rear elevational view thereof;  
FIG. 3 is a right side view thereof;  
FIG. 4 is a left side view thereof;  
FIG. 5 is a top plan view thereof;  
FIG. 6 is a bottom plan view thereof; and,  
FIG. 7 is a perspective view thereof.  
The broken lines show portions of the cabinet lamp not claimed and form no part of the claimed design. The diagonal lines indicate transparency.

(56) **References Cited**

**U.S. PATENT DOCUMENTS**

D361,633 S *	8/1995	Chabria .....	D26/37
D477,104 S *	7/2003	Wang .....	D26/72
D499,505 S *	12/2004	Benensohn .....	D26/89
D514,732 S *	2/2006	Benensohn .....	D26/89

**1 Claim, 7 Drawing Sheets**



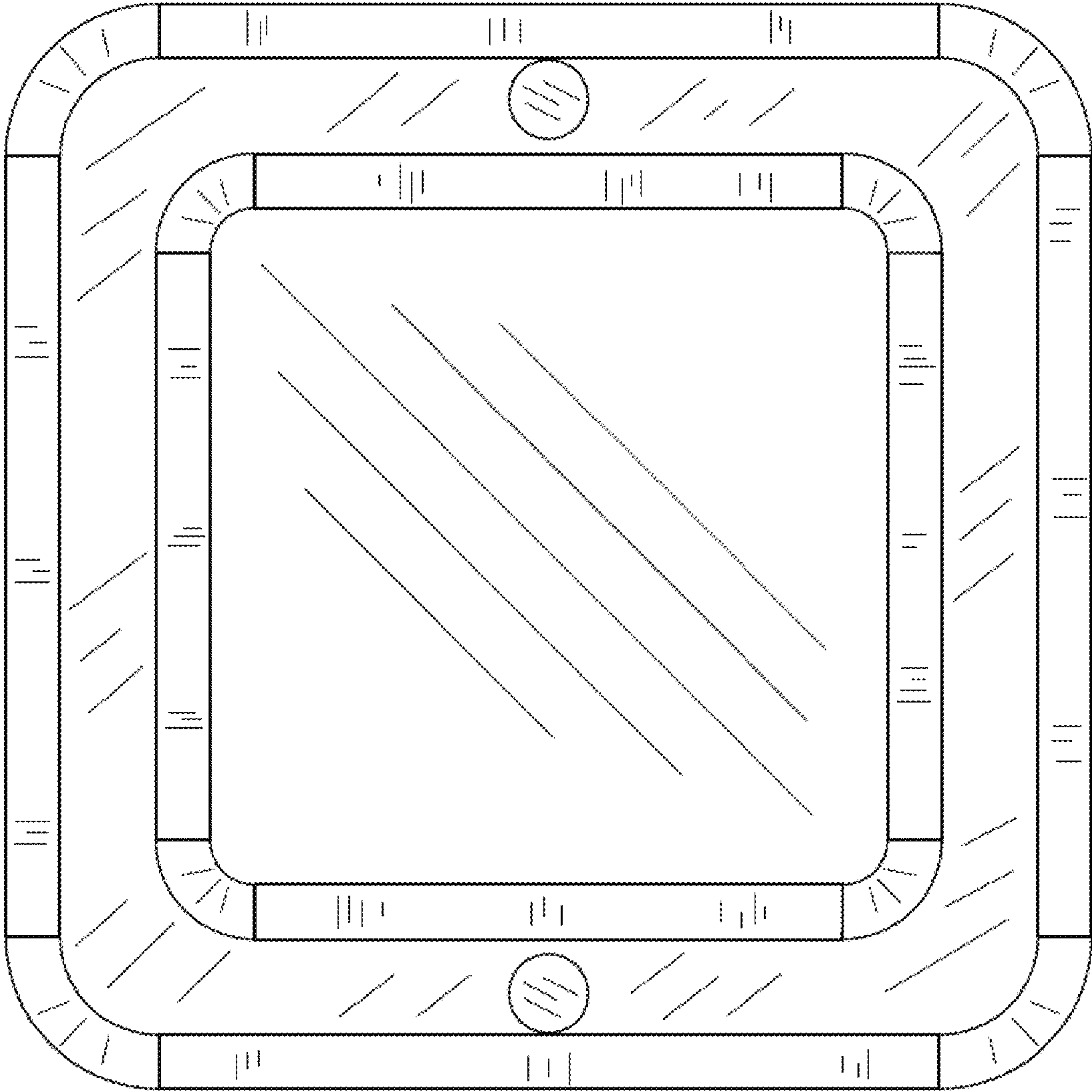


Fig 1




Fig 2



Fig 3



Fig 4

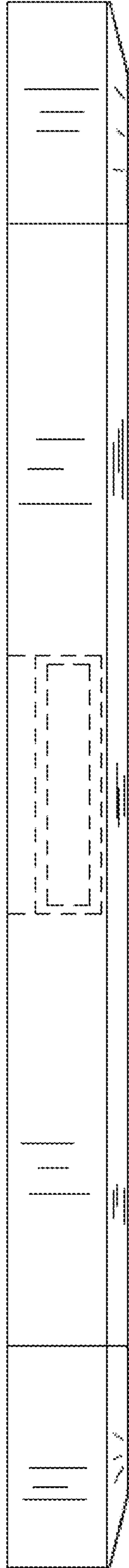


Fig 5




Fig 6



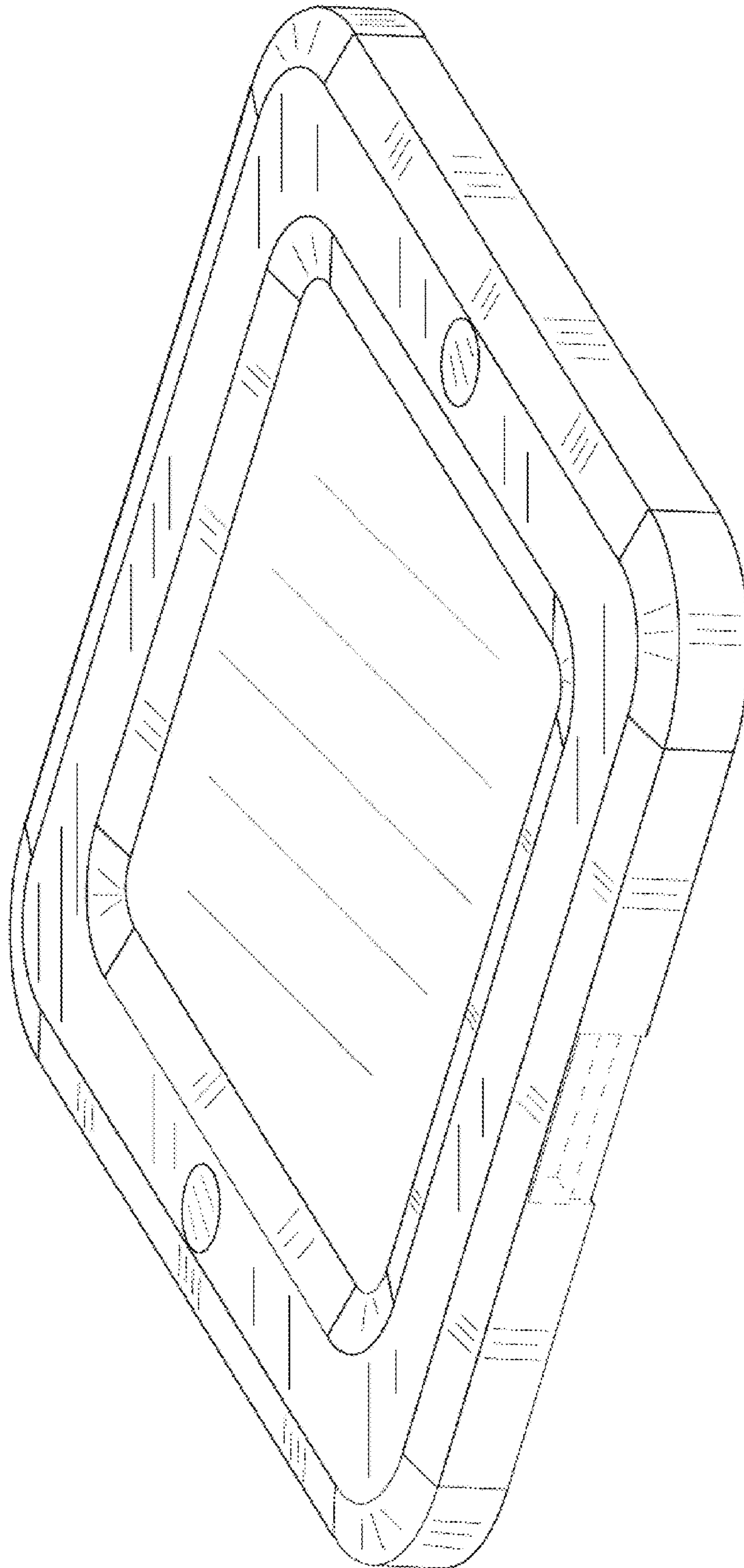


Fig 7